



Parts Manual

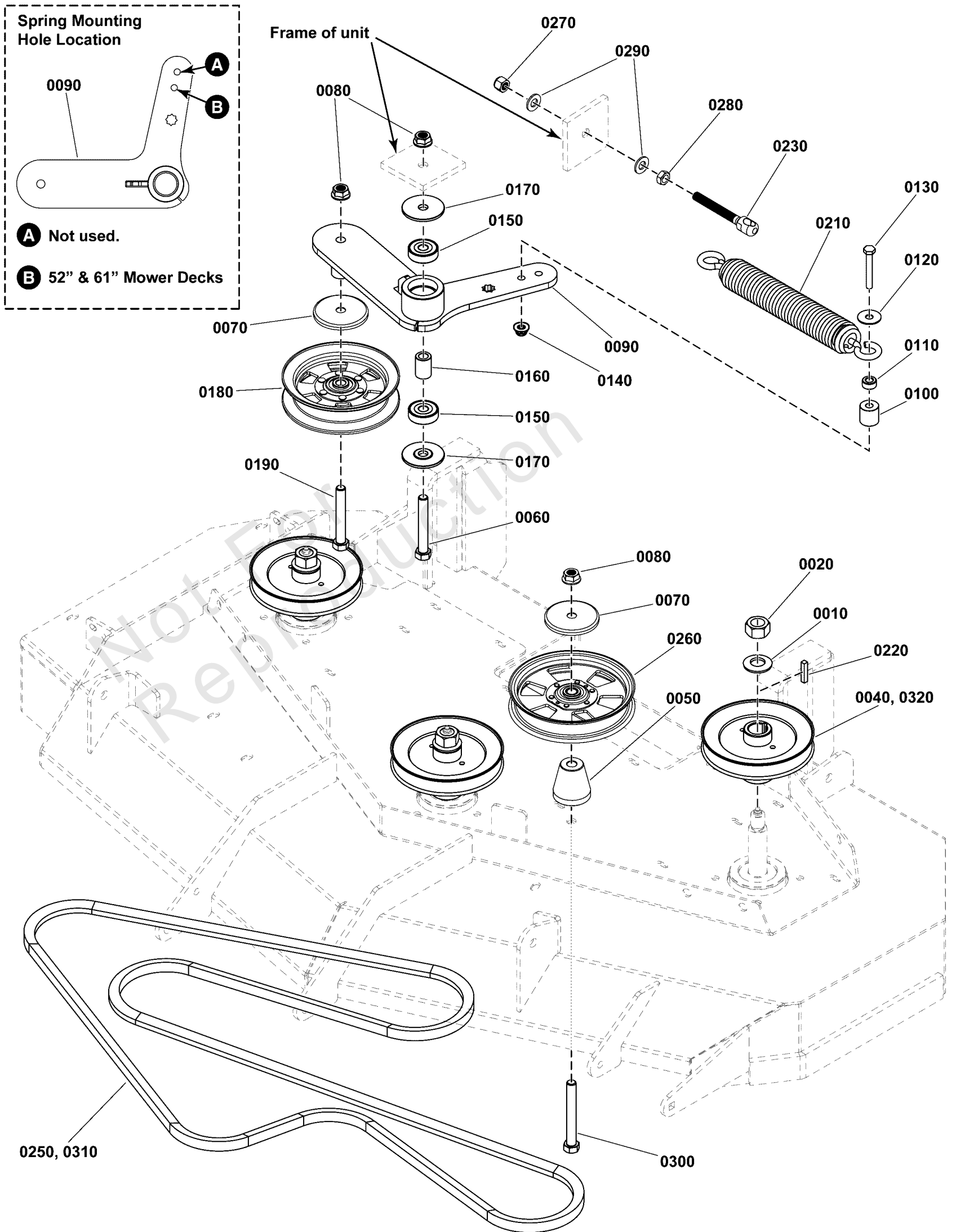
Mfg. No: 5901947
SRS Z2 Series w/ 52" Mower Deck
(SRSZ2KAV2652)

Model Components	Page
52" & 61" Mower Deck Group - Pulleys, Belts, and Idler Arm.....	4
52" Mower Deck - Housing, Covers, Spindles & Blades.....	6
52" Mower Deck - Rollers.....	8
Decal Group - Brand and Model.....	10
Decal Group - Safety & Operation.....	12
Deck Lift Group.....	14
Deck Lift Group - Deck Timing Plates.....	18
Electrical Group.....	20
Electrical Schematic - Charging Circuit.....	22
Electrical Schematic - Cranking Circuit.....	24
Electrical Schematic - Ignition Grounding Circuit.....	26
Electrical Schematic - PTO Op. Pres. Circuit.....	28
Engine and PTO Group - Kawasaki.....	30
Fuel Tank & Mount, Fuel Supply, and Evap Group.....	32
Hydraulic Group.....	34
Hydraulic Group - Hoses & Loom.....	36
Hydraulic Group - Transaxle Service Valve.....	38
Instrument Control Panel Group.....	40
Main Frame Group.....	42
Motion Control Group.....	46
Neutral Lockout Group.....	48
Operator Compartment Group.....	50
Parking Brake Group.....	52
Transaxle Drive Group.....	54
Transaxle SERVICE Parts - Hydro-Gear ZT3800 (5108073_5108072).....	56
Wheel and Tire Group.....	60
Torque Specification Chart.....	62

52" & 61" Mower Deck Group - Pulleys, Belts, and Idler Arm

Note: Unless noted otherwise, use the standard torque specifications

Mfg. No: 5901947



52" & 61" Mower Deck Group - Pulleys, Belts, and Idler Arm

REF NO	PART NO	QTY	DESCRIPTION
0010	5025406	3	WASHER, 3/4 BELLEVILLE CL/ZC
0020	5025405	3	NUT, 3/4-16 Hex
0040	5104679	3	PULLEY, A/B SEC, 7.032 OB, SPECIAL HUB -(61" Models)
0050	5105523	1	SPACER, .515 X 1.25 X 2.06, CZ
0060	5025017X32	1	BOLT, 1/2-13 X 4" GD5 CZ
0070	5105145	2	SHIELD, BEARING, 1/2 ID X 2-7/8 OD, CZ
0080	5025396	3	NUT, Hex Flange, Nylock, 1/2-13
0090	5413996AA	1	WELD, IDLER ARM, 52" DECK, STAND ON - BLK
0100	5100896	1	SPACER, .390 X 1.00 X 1.00 - YZ
0110	5044933	1	SPACER, .39 X .75 X .38, PM, CZ
0120	5025165	1	WASHER, 3/8" Fender
0130	5025013X18	1	BOLT, 3/8-16 X 2-1/4" GD5 CZ
0140	5025394	1	NUT, 3/8 - 16 HEX NYLOCK FLANGE
0150	5104383	2	BEARING, 6203-1/2", SEALED
0160	5104456	1	SPACER, .51 X .84 X 1.22, PM, CZ
0170	5104379	2	SPACER, IDLER ARM, 1/2 X 2.25
0180	5104716	1	PULLEY, IDLER, BACKSIDE, NOSEAM 6.25ODX.5ID
0190	5025017X28	1	BOLT, 1/2-13 X 3-1/2, HEX HD, GD5, CZ (SV)
0210	5105092	1	SPRING, 1.52" OD X 10.70" FL X .234" WIRE, BLK
0220	5050407X20	3	KEY, 1/4 SQ X 2-1/2
0230	5105844	1	SPRING PULLER, 1/2-20, 5.00
0250	5104064	1	BELT, 5V, 145.40"EL, LRG ARAMID, WRP, RC -(61" Models)
0260	5104717	1	PULLEY, FLT IDLR, 6.0 X 1.0 X .50, CZ
0270	5025098	1	NUT, Hex, Nylon Lock, 1/2-20
0280	5025089	1	NUT, 1/2-20 Hex Jam
0290	5025158	2	WASHER, 1/2 SAE
0300	5025017X36	1	BOLT, 1/2-13 X 4-1/2" GD5 YZ
0310	5104378	1	BELT, B-SEC, 129"EL, ARAMID, WRAPED -(52" Models)
0320	5104540	3	PULLEY, A-SEC, 5.926" OB, SPECIAL HUB -(52" Models)

52" Mower Deck - Housing, Covers, Spindles & Blades

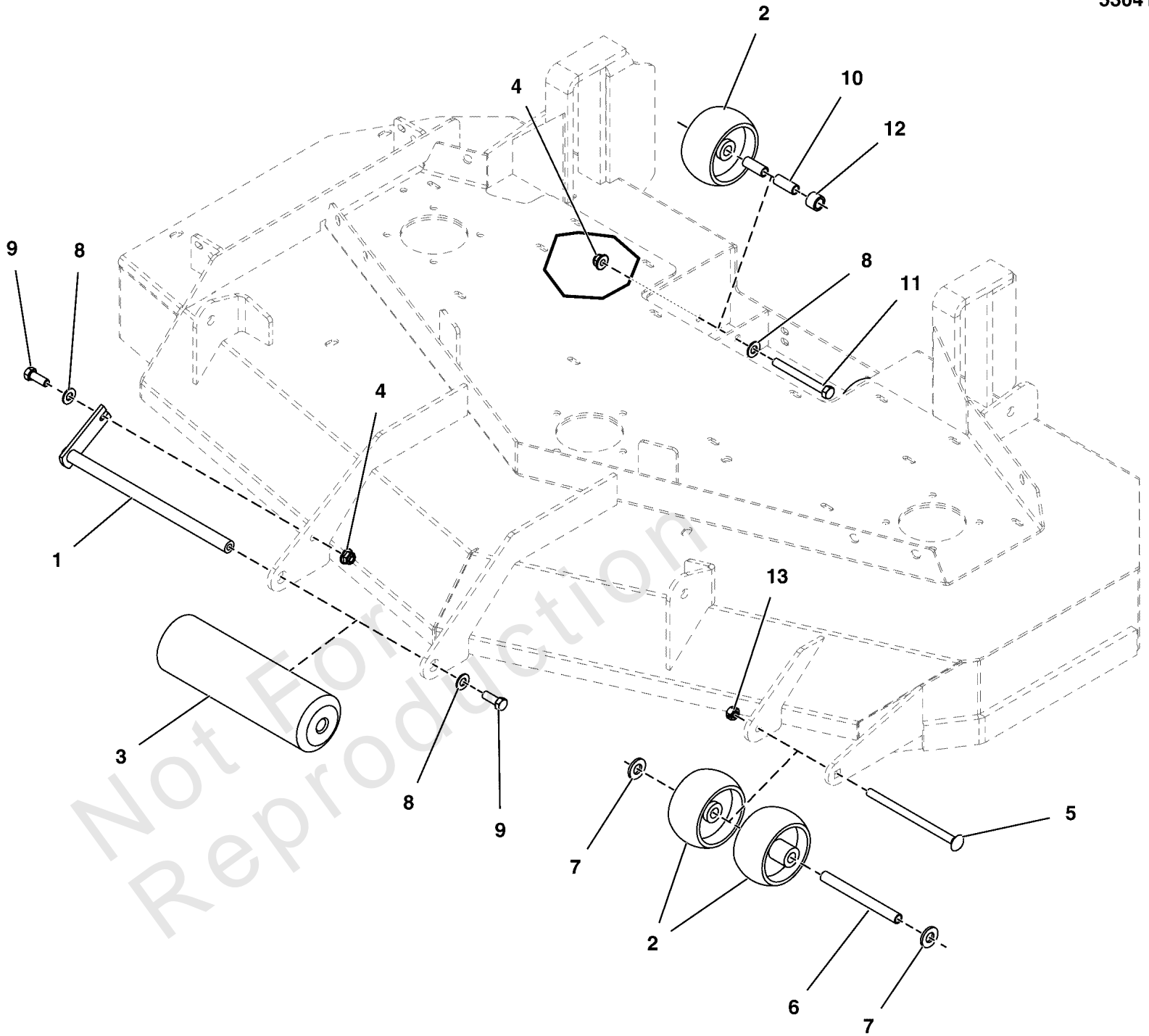
REF NO	PART NO	QTY	DESCRIPTION
1	5600887	1	DECK SHELL W/ DECALS, 52, SRSZ2-DOM -(5413861B)(S/N: 4001542418 and below)
1	5601319		DECK SHELL W/ DECALS, 52, SRSZ2, (5422061B) -(5421061B)(S/N: 4001542419 and above)
2	5061096	3	SPINDLE ASSM, ALUMINUM, LONG SHAFT
3	5101756S	1	BLADE, 18 X .25 X 2.5, 1 X 3.5 (SET OF THREE) -(SET OF THREE BLADES)
4	5102015	1	FLAP, STRIPER, 61" DECK, IS3100, S200X
5	5405238A	1	PLATE, SUPPORT - BLKV
6	5022308	6	BODY CLIP, 5/16-18-7GA MATERIAL
7	5405557A	1	PLATE, DEFLECTOR, 52 DECK - BLK
8	5025145X6	2	BOLT, 5/16-18 X 3/4, CARRIAGE, GD5, CZ
9	5025390X12	12	BOLT, 3/8-16 X 1-1/2, FLANGE, GD 5, CZ
10	5025477	3	WASHER, BLADE BOLT, 9/16" F436, CZ
11	5025320X14	3	BOLT, 5/8-11 X 1-3/4 GD8
12	5413400A	1	WELD, MOUNT, DISCHARGE CHUTE - BLK
13	5413398A	1	SUPPORT, DISCHARGE CHUTE - BLK
14	84011105	1	CHUTE, Discharge -(5104442)
15	5061300	1	ROD, MOUNT, CHUTE, 61, CZ
16	5025155	14	WASHER, 5/16" SAE
17	5025045	2	NUT, 5/16-24 HEX NYLON LOCK
18	5025146X12	3	BOLT, 3/8-16 X 1-1/2, CARRIAGE, GD5, CZ
19	5025394	15	NUT, 3/8 - 16 HEX NYLOCK FLANGE
20	5025011X8	12	BOLT, 5/16-18 X 1" GRD5 YZ
21	5025392	9	NUT, 5/16-18 HEX NYLOCK FLANGE NUT
22	5025011X6	1	BOLT, 5/16-18 X 3/4 GD5
23	5025498	2	5/16" PUSH-ON NUT RETAINER, STL, CZ
24	5419925B	1	GUARD, DECK, 52 - LH - RED
25	5419926B	1	GUARD, DECK, 52 - RH - RED

52" Mower Deck - Rollers

Note: Unless noted otherwise, use the standard torque specifications

Mfg. No: 5901947

5304171



52" Mower Deck - Rollers


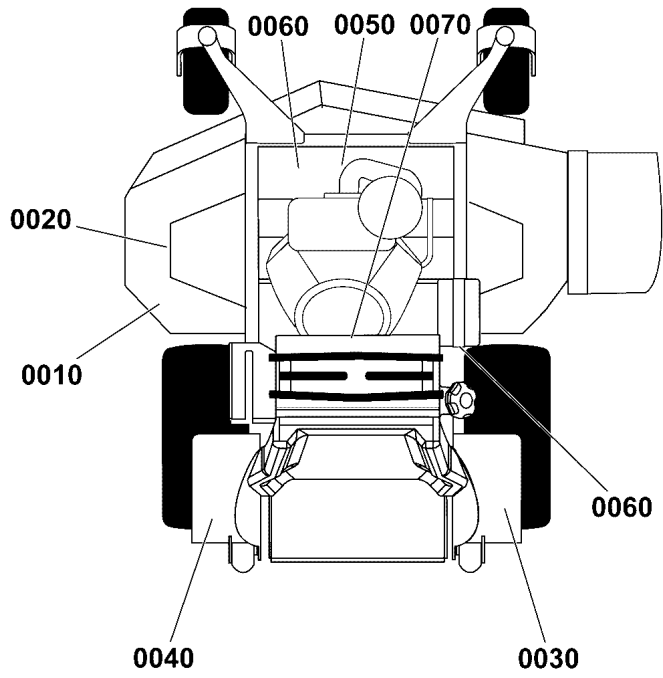
REF NO	PART NO	QTY	DESCRIPTION
1	5105755	1	PIN, ROLLER, CZ
2	1714760	4	WHEEL- 2.00 WIDE 3.88 DIA 0.531ID POLY
3	5020785	1	ROLLER, DECK
4	5025394	3	NUT, 3/8-16 HEX NYLOCK FLANGE
5	5025146X48	1	BOLT, 3/8-16 X 6, CARRIAGE, GD5, CZ
6	5046586	1	SPACER, .38 X .50 X 5.06, CZ
7	5025440	2	WASHER, 1/2 GD9 CZ
8	5025156	4	WASHER, 3/8 SAE
9	5025013X8	2	BOLT, 3/8-16 X 1" GD5 CZ
10	5041931	4	SPACER, .38 X .50 X 1.25, CZ
11	5025013X28	2	BOLT, 3/8-16 X 3-1/2" GD5 CZ
12	5047027	2	SPACER, .51 X .75 X .56, PM, CZ
13	5025100	1	NUT, 3/8-16 HEX SIDE LOCK

Not For Reproduction

Decal Group - Brand and Model

Note: Unless noted otherwise, use the standard torque specifications

Mfg. No: 5901947



Decal Group - Brand and Model

REF NO	PART NO	QTY	DESCRIPTION
0010	5102210	1	DECAL, iCD CUTTING SYSTEM
0020	5022812	1	DECAL, 52
0030	84008402	1	DECAL, Model, Right Hand
0040	84008403	1	DECAL, Model, Left Hand
0050	5104724	1	DECAL, FERRIS LOGO, MEDIUM
0060	5104725	2	DECAL, MODEL, Z2
0070	5103799	1	DECAL, FERRIS, 2.23" X 11.39"

Not For Reproduction

Decal Group - Safety & Operation

Note: Unless noted otherwise, use the standard torque specifications

Mfg. No: 5901947

1 - Remote Oil Tank (Models with Remote Oil Tank)

2 - Transaxle Service Valve

3 - Amputation hazard decal

4 - Manual availability decal

5 - Ignition System decal

6 - Amputation and Pinch Point Hazard decal

7 - Overfill of the fuel tank warning decal

8 - Fire Hazard decal

9 - Amputation and thrown objects hazard decal

10 - Pinch Point warning decal

11 - Belt diagram

12 - Oil fill decal

13 - Dimensional scale

14 - Safety warning decal

15 - Safety warning decal

16 - Safety warning decal

Models with Remote Oil Tank

Amputation hazard
Rotating blades cut off arms and legs.
• Stop the mower when children or others are near.
• Do not carry riders (especially children) even with the blades off. Keep bystanders away.
• Look down, behind and to the side before changing directions and while backing.

Loss of control
Always operate the mower using both hands on the control levers. Operating on slopes can be hazardous and cause loss of control.
• Avoid sudden turns or rapid speed changes. • If machine stops forward motion on a slope, stop the blades and drive slowly off the slope. • Go across slopes, NOT up and down. • Reduce speed and use extreme caution on slopes. • Do NOT operate on slopes when grass is wet.

The operator's manual is available in Spanish.
La manual del operador está disponible en Español.

Ignition System (Gasoline Models)
This spark ignition system complies with Canadian standard ICES-002.

WARNING
Amputation and Pinch Point Hazard
To avoid injury from rotating parts, stay clear of parts and keep all shields and guards in place.

WARNING
Overfill of the fuel tank may cause a fire hazard
Do not fill above the bottom of the filler neck as shown.
FULL LINE

Fire Hazard
Gasoline is flammable.
Yard Debris is combustible.
• Allow engine to cool for at least 3 minutes before refueling.
• Keep unit cleaned of debris
• This equipment may create sparks that can start fires around dry vegetation. A spark arrester may be required.
Contact local fire agencies for regulations relating to fire prevention requirements.

TRANSAXLE SERVICE VALVE
OFF
Read operator's manual for hydraulic oil change procedure.
LH RH
HYDRAULIC OIL
USE SAE 20W-50 MOTOR OIL

WARNING
Amputation and thrown objects hazard
• Keep hands and feet away from deck.
• Do not operate mower unless discharge chute or entire grass catcher is in its proper place.

WARNING
PINCH POINT
To avoid injury from loaded spring, read operator's manual before removing spring.

Belt - 48" Deck: 5104995
Belt - 52" Deck: 5104378
Belt - 61" Deck: 5104064

" = INCHES
() = CM

2" (5.1)
3" (7.6)
4" (10.2)
+1/4" (0.6)
5" (12.7)

1-3/4" (4.5)
2-3/4" (7.0)
3-3/4" (9.5)
4-3/4" (12.1)
+1/2" (1.3)

5104268

5105181

5104269

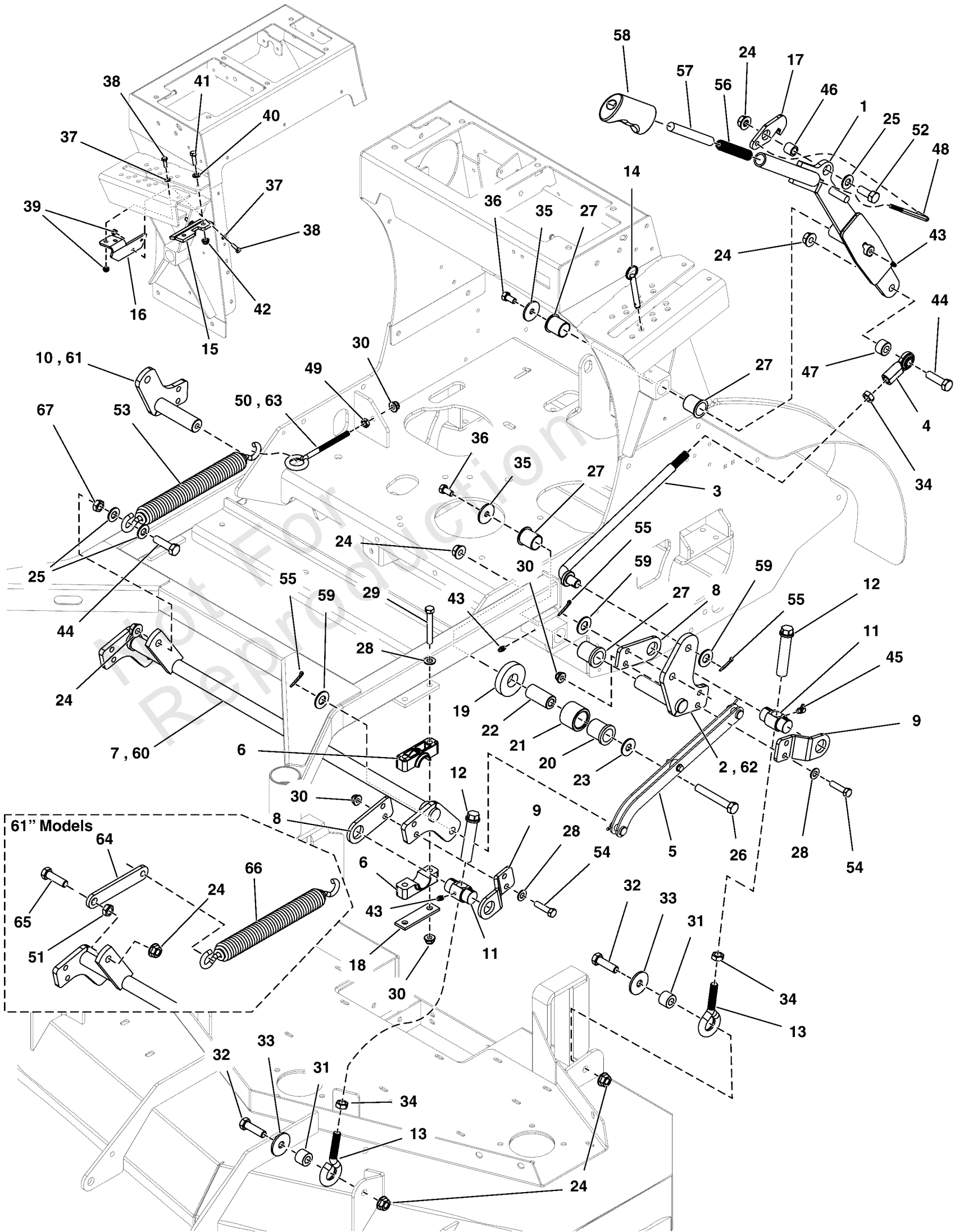
Decal Group - Safety & Operation

REF NO	PART NO	QTY	DESCRIPTION
1	5108214FS	1	DECAL, CUTTING HEIGHT
2	84008405	1	DECAL, Controls
3	84008378	1	DECAL, Danger
4	5104269FS	1	DECAL -(Located on tower underneath deck lift box.)
5	5108757FS	1	DECAL -(Located on battery box mount.)
6	5104268FS	2	DECAL, INSTRUCTION -(Located by transmission release levers.)
7	5103184YP	2	DECAL, WARNING, ENG -(Located on engine deck by transmission fans.)
8	84007896	2	DECAL, Danger, Cut Hand/Foot
9	5061245SM	1	DECAL, PINCH POINT
10	5109418FS	1	DECAL, WARNING/SAFETY
11	5105181FS	1	DECAL, BELT & BLADE
12	84003293	1	LABEL -(Models w/ Remote Oil Tank Only)
13	5108042FS	1	DECAL, CUTTING HEIGHT
14	84008379	1	DECAL, Warning/Safety
15	5048970SM	1	DECAL, Ignition Switch
16	84008406	1	DECAL, Controls

Deck Lift Group

Note: Unless noted otherwise, use the standard torque specifications

Mfg. No: 5901947



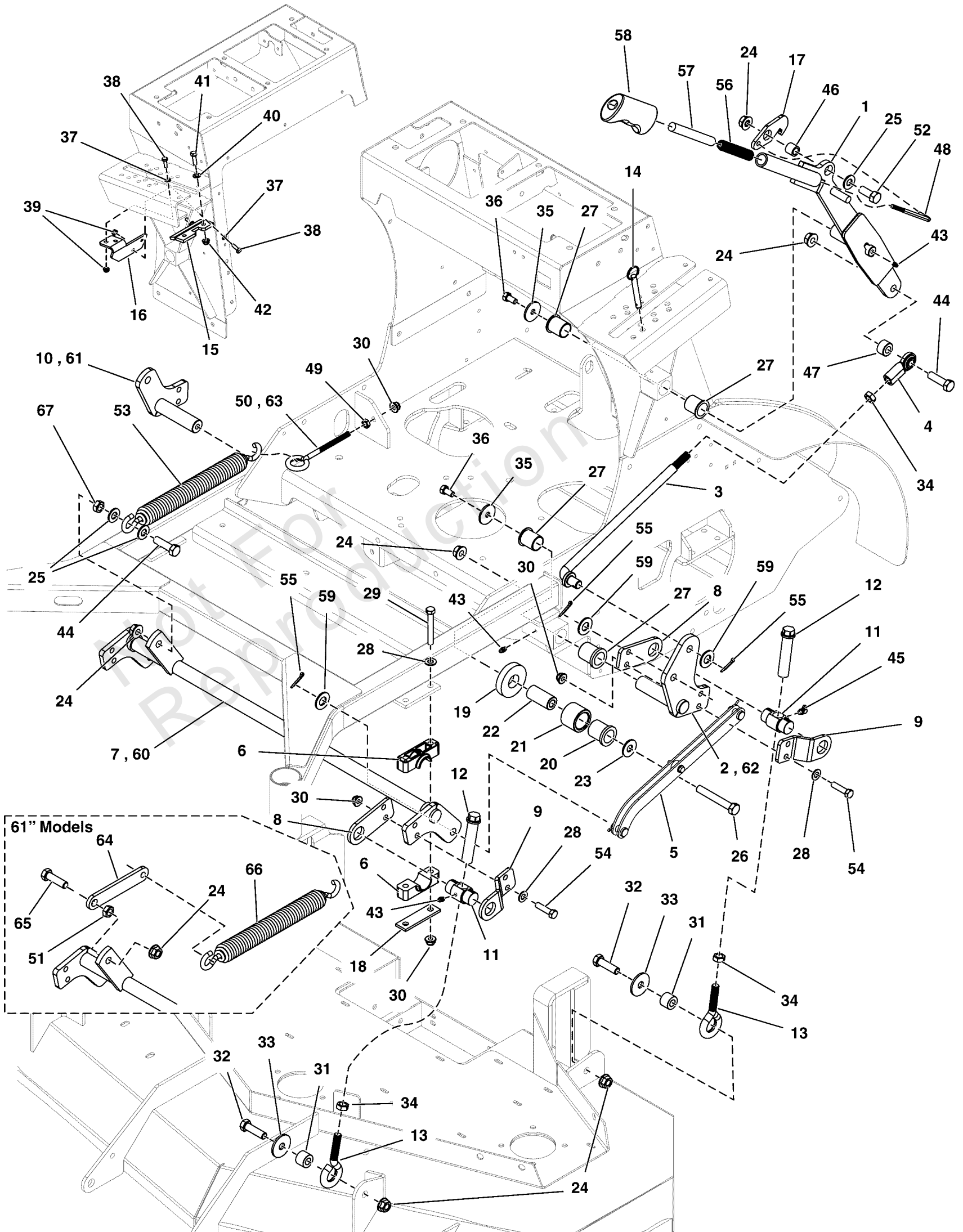
Deck Lift Group

REF NO	PART NO	QTY	DESCRIPTION
1	5413616A	1	WELD, DECK LIFT, STAND ON - BLK
2	5413614A	1	WELD, REAR DECK LIFT PIVOT, LH - BLK -(52" Models Only)
3	5104547	1	ROD, MAIN DECK LIFT, STAND-ON
4	1702779	1	JOINT-BALL .500-20 THD .500ID, CLR ZINC
5	-----	1	Refer to: Deck Lift Group - Deck Timing Plates
6	5100634	4	PIVOT BLOCK, PLASTIC
7	5413613A	1	WELD, SHAFT, DECK LIFT - BLK -(52" Models Only)
8	5413900A	4	BRACKET, INNER TRUNION MNT - BLK
9	5413899A	4	BRACKET, OUTER TRUNION MNT - BLK
10	5414140A	1	WELD, RH REAR PIVOT, STAND ON - BLK -(52" Models Only)
11	5104238	4	PIVOT, DECK LIFT TRUNION, GREASABLE
12	5109915FS	4	ADJUSTER, HEIGHT
13	5025579	4	EYE BOLT, 1/2-20 X 4.25, 1.88THRD, 1EYE, CZ
14	5104610	1	PIN, HITCH, 3/8" DIA X 2.5" EL, CZ
15	5414171A	1	PLATE, LATCH GUIDE - BLK
16	84008584	1	PLATE, Support
17	5414040A	1	PLATE, LATCH, PUSH BUTTON LIFT - BLK
18	5403925A	2	PLATE, PIVOT BLOCK SUPPORT - BLK
19	5061010	2	WASHER, FRICTION
20	5021541	2	BUSHING, FLANGE
21	5100731	2	ROLLER, DECK HEIGHT
22	5100732	2	SPACER, .52 X 1.00 X 2.09 - SS
23	5025150	2	WASHER, 1/2" USSZ
24	5025396	9	NUT, Hex Flange, Nylock, 1/2-13
25	5025158	3	WASHER, 1/2 SAE -(Qty: 1 - 61" Models)
26	5025017X26	2	BOLT, 1/2-13 X 3-1/4, HEX HD, GD5, CZ (SV)
27	5023343	6	BUSHING, 1.00 X 1.13 X 1.38, Plastic
28	5025156	12	WASHER, 3/8 SAE
29	5025013X22	4	BOLT, 3/8-16 X 2-3/4" GD5 CZ
30	5025394	13	NUT, 3/8 - 16 HEX NYLOCK FLANGE
31	5045178	4	SPACER, .52 X 1.00 X .75, CZ
32	5025017X14	4	BOLT, 1/2-13 X 1-3/4 GD5 CZ
33	5103282	4	WASHER, .52 X 1.75 X .14, CZ
34	5025089	5	NUT, 1/2-20 Hex Jam
35	5100548	3	WASHER, .390 X 1.50 X .109, YZ
36	5025443	3	BOLT, 3/8-16 X 3/4, PLT W/PATCH
37	5025154	4	WASHER, 1/4 SAE
38	5025010X6	4	BOLT, 1/4"-20 X 3/4" GD5 YZ
39	5025391	4	NUT, 1/4-20 Hex Nylock Flange
40	5025155	2	WASHER, 5/16" SAE
41	5025011X8	2	BOLT, 5/16-18 X 1" GRD5 YZ
42	5025392	2	NUT, 5/16-18 HEX NYLOCK FLANGE NUT
43	5020095	5	GREASE FITTING, 1/4-28 Straight
44	5025017X18	2	BOLT, 1/2-13 X 2-1/4" GD5 CZ -(Qty: 1 - 61" Models)
45	5025447	2	GREASE FITTING, 1/4-28 STRAIGHT, 90 DEGREE
46	5048049	1	SPACER, .50 X .75 X .66, CZ
47	5101161	1	SPACER, .52 X 1.00 X .63, YZ
48	5105322	1	ROD, DECK LIFT LATCH

Deck Lift Group

Note: Unless noted otherwise, use the standard torque specifications

Mfg. No: 5901947



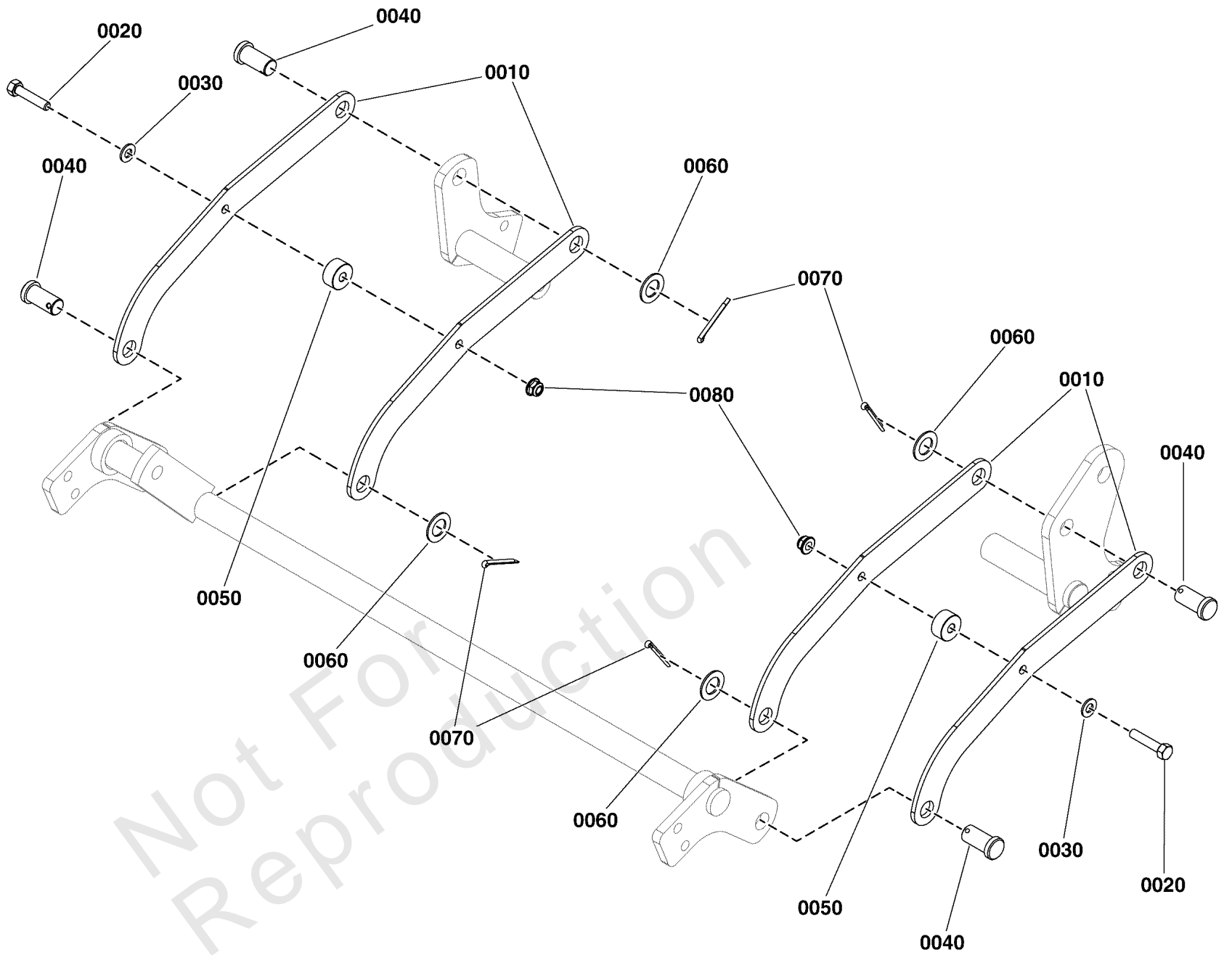
Deck Lift Group

REF NO	PART NO	QTY	DESCRIPTION
49	5025084	1	NUT, 3/8-16 HEX JAM
50	5021812	1	EYE BOLT, 3/8-16 X 6, 3THRD, 1EYE, CZ -(52" Models Only)
51	5025301	1	NUT, Hex, Jam, 1/2-13 -(52" Models Only)
52	5025017X12	1	BOLT, 1/2-13 X 1-1/2 GD5 CZ
53	5023392	1	SPRING-EXT, 1.393 ODX13.25LGX.218WR, BLK -(52" Models Only)
54	5025013X12	8	BOLT, 3/8-16 X 1-1/2" GD5 CZ
55	5025203X10	5	PIN, COTTER, 1/8 X 1-1/4
56	1723321	1	SPRING-COMP 0.715ODX 03.85 LG
57	5105323	1	BUTTON, PUSH, DECK LIFT, THREADED
58	1722291	1	GRIP,LIFT LEVER
59	5025281	5	WASHER, 5/8" SAE
60	5414297A	1	WELD, SHAFT, DECK LIFT - BLK -(61" Models Only)
61	5414294A	1	WELD, RH REAR PIVOT, SRSZ2-61 - BLK -(61" Models Only)
62	5414293A	1	WELD, LH REAR PIVOT, SRSZ2-61 - BLK -(61" Models Only)
63	5102118	1	EYE BOLT, 3/8-16 X 6.88, 3THRD, 1EYE -(61" Models Only)
64	5414724A	1	PLATE, SPRING LINK, SRS Z2, 61 - BLK -(61" Models Only)
65	5025017X16	1	BOLT, 1/2-13 X 2" GD5 CZ -(61" Models Only)
66	5104166	1	SPRING, EXT, 1.5ODX12.25X.234WIRE BLK -(61" Models Only)
67	5025038	1	NUT, 1/2-13 HEX, YZ -(52" Models Only)

Deck Lift Group - Deck Timing Plates

Note: Unless noted otherwise, use the standard torque specifications

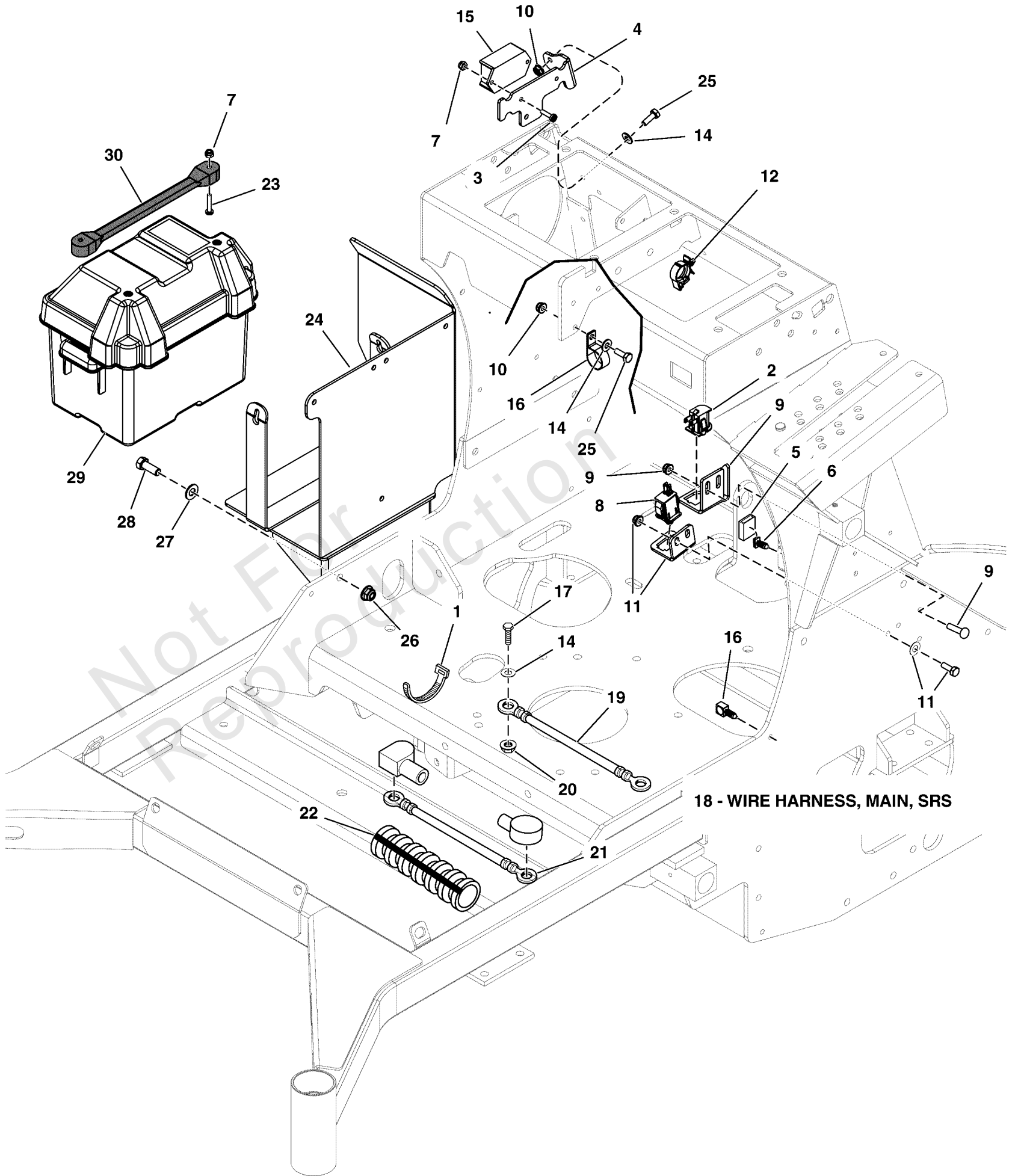
Mfg. No: 5901947



Deck Lift Group - Deck Timing Plates

REF NO	PART NO	QTY	DESCRIPTION
0010	5419927	4	PLATE, DECK TIMING, SRSZ2-52
0020	5025011X12	2	BOLT, 5/16-18 X 1-1/2" GD5 YZ
0030	5025155	2	WASHER, 5/16" SAE
0040	5108146	4	PIN, CLEVIS, 5/8 X 1-1/4, CZ
0050	5108344	2	SPACER, .33 X 1.00 X .500, CZ
0060	80004619	4	WASHER 0.656IDX1.120ODX0.11THK SPCL ZC/C
0070	5025203X10	4	PIN, COTTER, 1/8 X 1-1/4
0080	5025392	2	NUT, 5/16-18 HEX NYLOCK FLANGE NUT

Not For Reproduction



18 - WIRE HARNESS, MAIN, SRS

Electrical Group

REF NO	PART NO	QTY	DESCRIPTION
1	5021029	3	TIE, SELF-LOCKING, 12"
2	1732004	1	SWITCH, Push Button, NO, Black
3	5025179X6	2	SCREW, #10-24 X 3/4" ROUND PHILLIPS
4	5415529A	1	PLATE, WIRE GUIDE / TDM MOUNT - BLK
5	-----	1	PART OF WIRE HARNESS
6	5103761	2	FIR TREE MOUNT, PACKARD
7	5025271	4	NUT, Hex, Nylon Lock, #10-24
8	5101589	1	SWITCH, PLUNGER, NO, SINGLE POLE, SNAP-IN
9	-----	1	Refer to: Operator Compartment Group
10	5025391	4	NUT, 1/4-20 Hex Nylock Flange
11	-----	1	Refer to: Parking Brake Group
12	5104705	5	ROSEBUD LOOM CLIP
13	-----	1	BATTERY, 11U1L, 350 CCA
14	5025154	4	WASHER, 1/4 SAE
15	5104879	1	MODULE, TIME DELAY, NO DIODE
16	5021500	2	CLAMP, VINYL INSULATED, 1.00
17	-----	2	HHCS, 1/4-20 X 0.625, GR5, ZINC/CLEAR
18	5105537	1	HARNESS, Wiring, Stand-On ZTR
19	5021406	1	BATTERY CABLE, NEG, 22, 1/4-5/16
20	5025126	2	NUT, 1/4-20 HEX SERR. FLANGE
21	5021405	1	BATTERY CABLE, POS, 22, 1/4-5/16
22	5050927X19	1	WIRE LOOM, 3/8 ID X 19 IN
23	5025270	2	SCREW, #10-24 X 1 RS, CZ
24	5413617B	1	WELD, BATTERY BOX, STAND ON - RED
25	5025010X6	4	BOLT, 1/4"-20 X 3/4" GD5 YZ
26	5025394	2	NUT, 3/8 - 16 HEX NYLOCK FLANGE
27	5025156	2	WASHER, 3/8 SAE
28	5025013X8	2	BOLT, 3/8-16 X 1" GD5 CZ
29	5100688	1	BATTERY BOX, W/ DRAIN HOLE
30	5021670	1	STRAP, RUBBER

Electrical Schematic - Charging Circuit

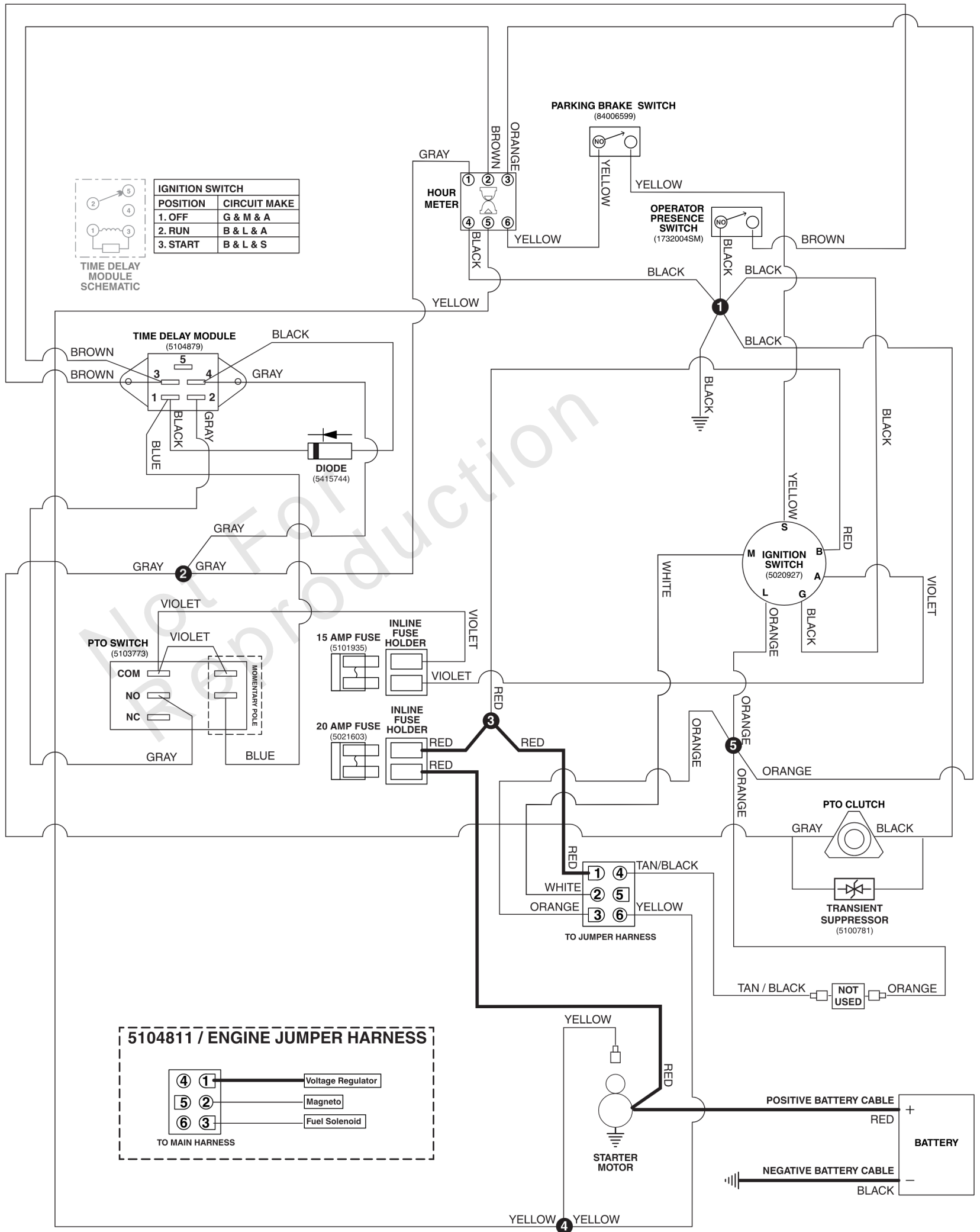
Note: Unless noted otherwise, use the standard torque specifications

Mfg. No: 5901947

5105537 / SRS MAIN WIRE HARNESS - KAWASAKI FX600V, FX691V, FX801V ENGINES

5105537D

(If internal schematic of the switch is not shown, the image of the switch represents the back view of the connector as it is connected to the switch.)



Electrical Schematic - Charging Circuit

REF NO	PART NO	QTY	DESCRIPTION
5105537	5105537	1	HARNESS, Wiring, Stand-On ZTR
5104811	5104811	1	WIRE HARNESS, JUMPER, KAWI

Not For Reproduction

Electrical Schematic - Cranking Circuit

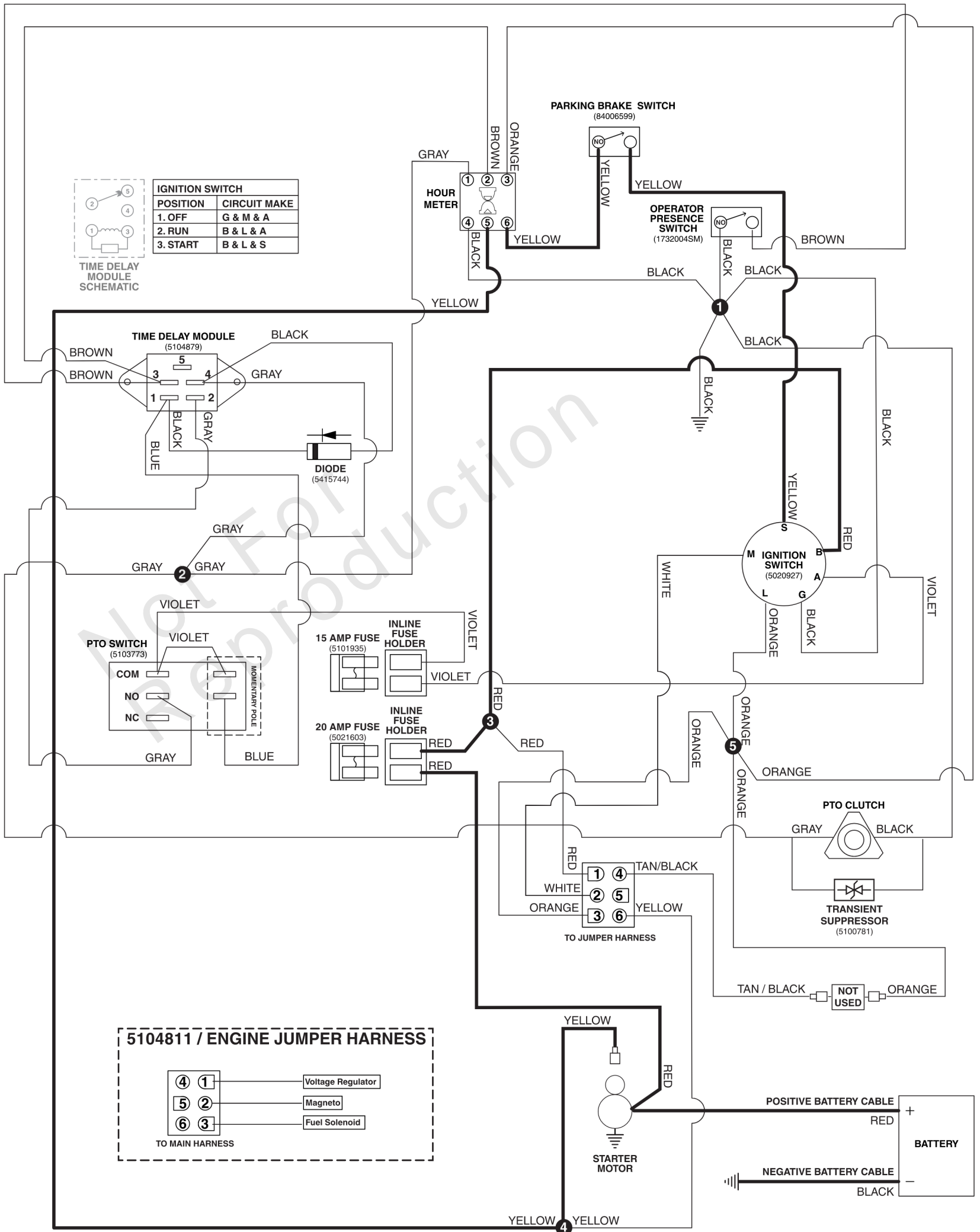
Note: Unless noted otherwise, use the standard torque specifications

Mfg. No: 5901947

5105537 / SRS MAIN WIRE HARNESS - KAWASAKI FX600V, FX691V, FX801V ENGINES

5105537D

(If internal schematic of the switch is not shown, the image of the switch represents the back view of the connector as it is connected to the switch.)



Electrical Schematic - Cranking Circuit

REF NO	PART NO	QTY	DESCRIPTION
5105537	5105537	1	HARNESS, Wiring, Stand-On ZTR
5104811	5104811	1	WIRE HARNESS, JUMPER, KAWI

Not For Reproduction

Electrical Schematic - Ignition Grounding Circuit

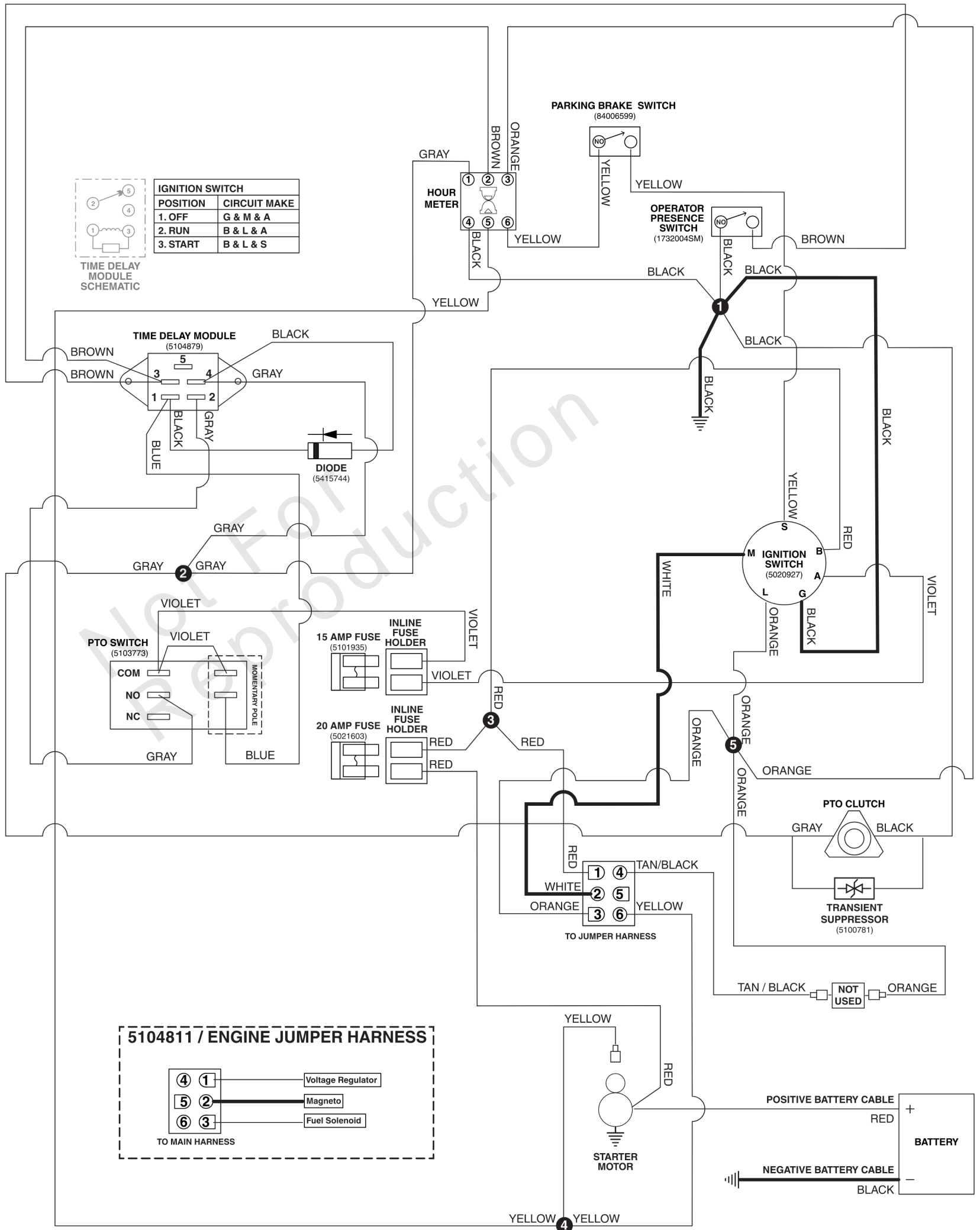
Note: Unless noted otherwise, use the standard torque specifications

Mfg. No: 5901947

5105537 / SRS MAIN WIRE HARNESS - KAWASAKI FX600V, FX691V, FX801V ENGINES

5105537D

(If internal schematic of the switch is not shown, the image of the switch represents the back view of the connector as it is connected to the switch.)



Electrical Schematic - Ignition Grounding Circuit

REF NO	PART NO	QTY	DESCRIPTION
5105537	5105537	1	HARNESS, Wiring, Stand-On ZTR
5104811	5104811	1	WIRE HARNESS, JUMPER, KAWI

Not For Reproduction

Electrical Schematic - PTO Op. Pres. Circuit

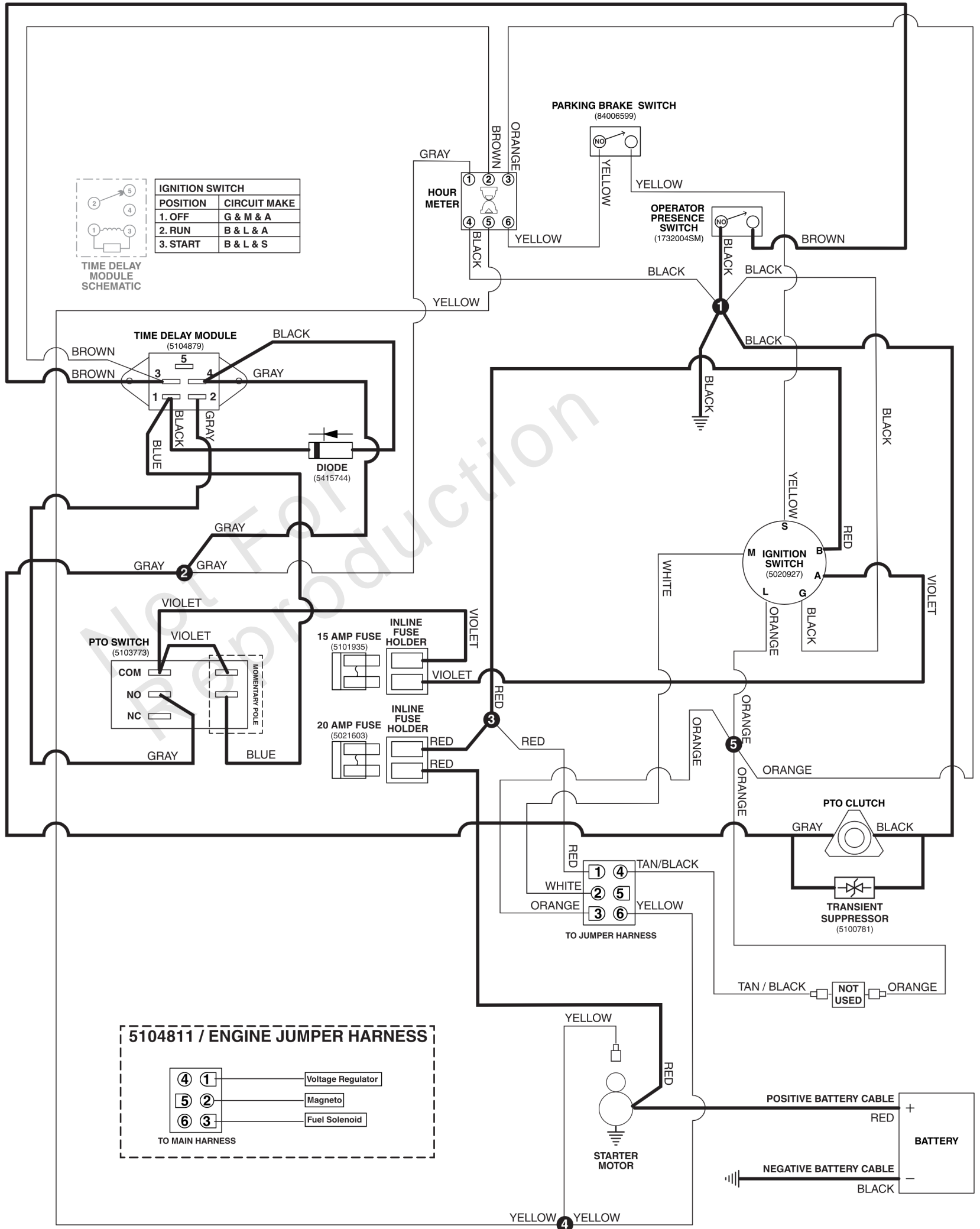
Note: Unless noted otherwise, use the standard torque specifications

Mfg. No: 5901947

5105537 / SRS MAIN WIRE HARNESS - KAWASAKI FX600V, FX691V, FX801V ENGINES

5105537D

(If internal schematic of the switch is not shown, the image of the switch represents the back view of the connector as it is connected to the switch.)



Electrical Schematic - PTO Op. Pres. Circuit

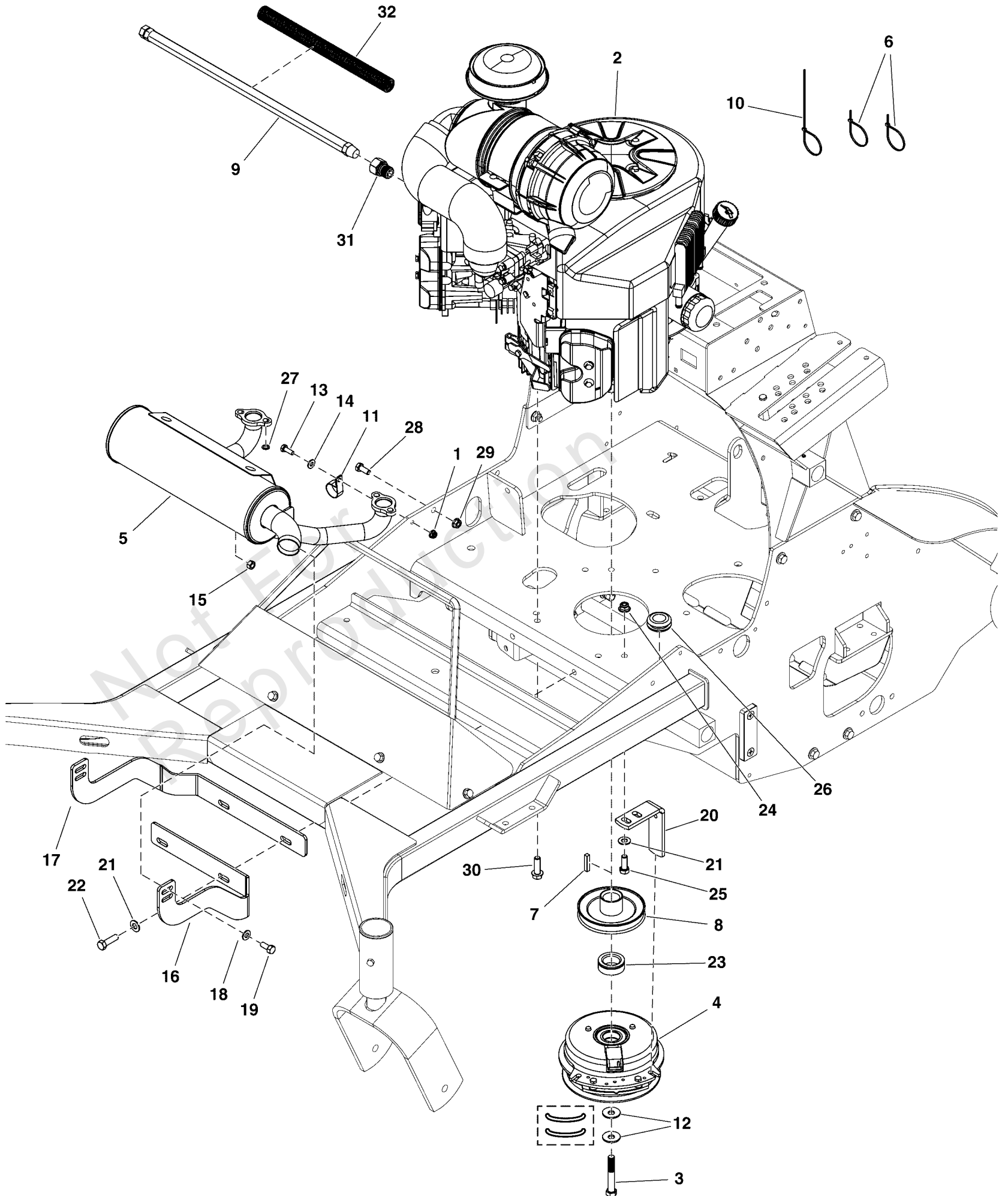
REF NO	PART NO	QTY	DESCRIPTION
5105537	5105537	1	HARNESS, Wiring, Stand-On ZTR
5104811	5104811	1	WIRE HARNESS, JUMPER, KAWI

Not For Reproduction

Engine and PTO Group - Kawasaki

Note: Unless noted otherwise, use the standard torque specifications

Mfg. No: 5901947



Engine and PTO Group - Kawasaki

REF NO	PART NO	QTY	DESCRIPTION
1	5025391	1	NUT, 1/4-20 Hex Nylock Flange
2	-----	1	ENGINE, KAWASAKI (FX801V-AS18-R) -(Refer to Note: *)
3	5102865	1	BOLT, CRANKSHAFT, 7/16 X 2-3/4, PATCH, CZ -(Torque crankshaft mounting bolts to 65 ft-lbs (88 Nm))
4	5105090	1	CLUTCH WARNER 200 FT-LB 1.13 X 6.323
5	5104730	1	MUFFLER, 26, KAWASAKI, 801 BLOCK, SRS Z2
6	5021030	2	TIE, SELF-LOCKING, 6"
7	5050407X10	1	KEY, 1/4" SQ. X 1-1/4
8	5104553	1	PULLEY, CRANKSHAFT, 1.1255 ID X 4.50 OD
9	5102781	1	HOSE, OIL DRAIN
10	5101492	1	TIE, SELF-LOCKING, 24"
11	5021500	1	CLAMP, VINYL INSULATED, 1.00
12	5025585	2	BELLEVILLE WASHER, 1.1875 X .442 X .098
13	5025010X6	1	BOLT, 1/4"-20 X 3/4" GD5 YZ
14	5025154	1	WASHER, 1/4 SAE
15	80003675	2	NUT, 5/16-1/8, HEX, CNTR LK, ZINC PHOS/OIL
16	5414167A	1	PLATE, EXHAUST BRACKET LH - BLK
17	5414168A	1	PLATE, EXHAUST BRACKET RH - BLK
18	5025155	2	WASHER, 5/16" SAE
19	5025011X6	2	BOLT, 5/16-18 X 3/4 GD5
20	5404967A	1	ANCHOR, CLUTCH - BLK
21	5025156	3	WASHER, 3/8 SAE
22	5025013X10	2	BOLT, 3/8-16 X 1-1/4" GD5 CZ
23	5042928	1	SPACER, 1.13 X 1.75 X .63
24	5025394	3	NUT, 3/8 - 16 HEX NYLOCK FLANGE
25	5025013X8	1	BOLT, 3/8-16 X 1" GD5 CZ
26	5103944	1	GROMMET, 7/8"ID, 1/4" THICK STK
27	5023217	4	WASHER, Light Lock, 5/16
28	5025249	1	BOLT, M8-1.25 X 20 MM GD 8.8
29	5025355	1	NUT, M8-1.25 Hex Serrated Flange
30	5025640	4	BOLT, 3/8-16X1-1/4 SF, GD8, PHOS, SER HD -(Torque engine mounting bolts to 17 ft-lbs (23 Nm))
31	5022234	1	ADAPTER, Oil Drain
32	5050862X12	1	WIRE LOOM, 3/4 ID X 12 IN

Footnotes:

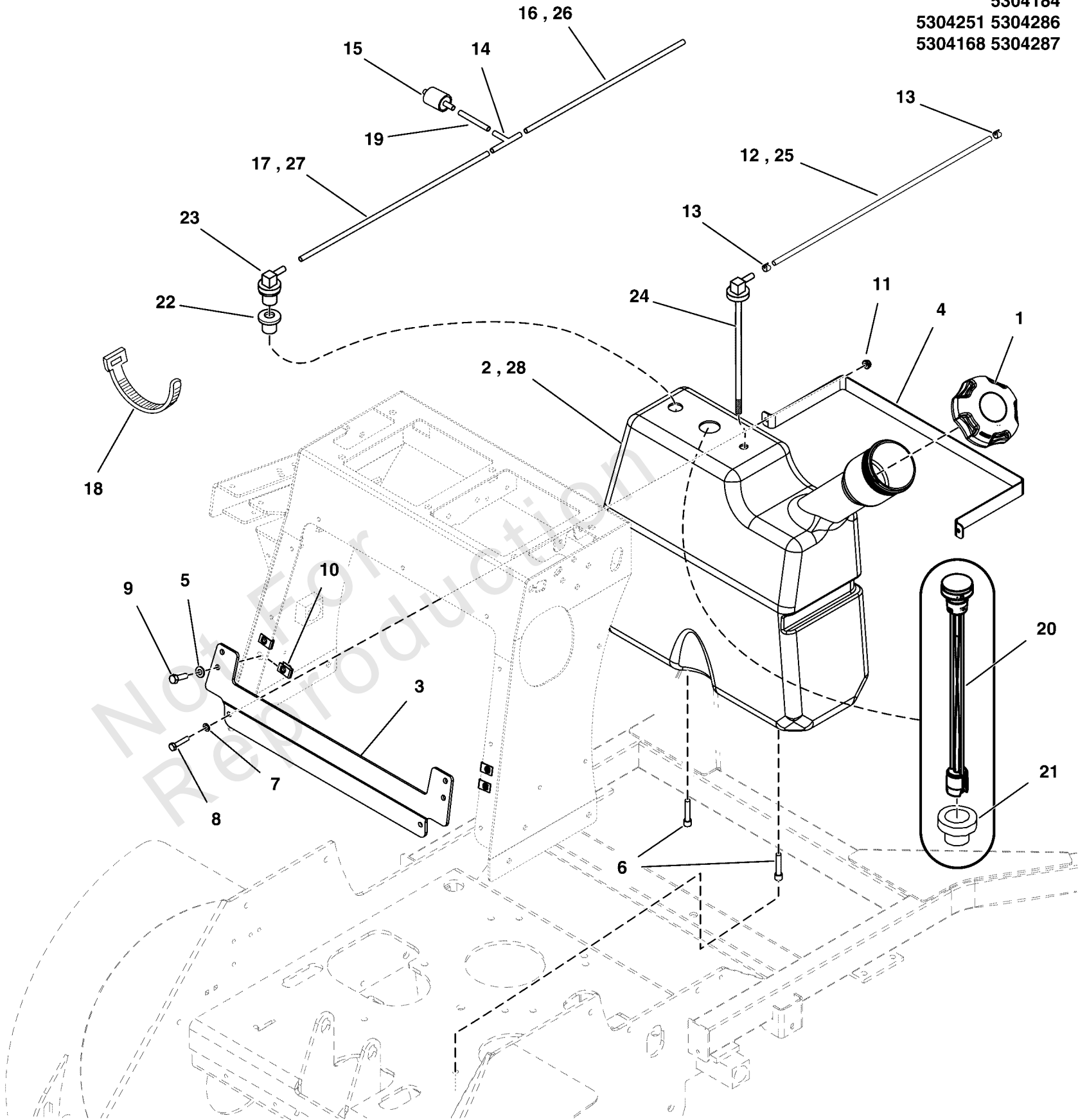
*Note: Refer to Engine Manufacturer for engine service parts.)

Fuel Tank & Mount, Fuel Supply, and Evap Group

Note: Unless noted otherwise, use the standard torque specifications

Mfg. No: 5901947

5304184
5304251 5304286
5304168 5304287



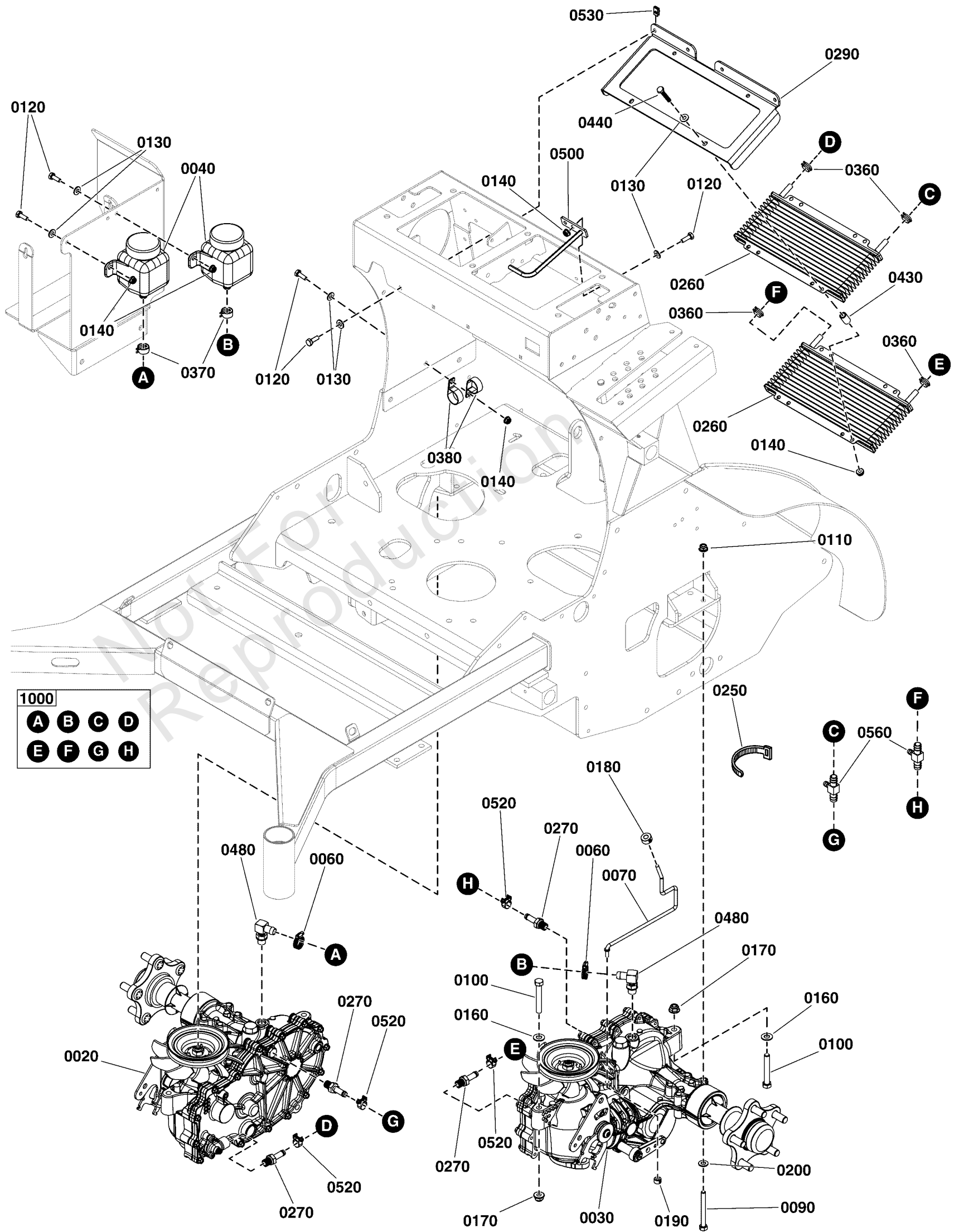
Fuel Tank & Mount, Fuel Supply, and Evap Group

REF NO	PART NO	QTY	DESCRIPTION
1	5104686	1	FUEL CAP, 3.25", MANAGED VENT, 16"TETHER
2	5104781	1	TANK, FUEL, STAND -ON, 7.75 GALLON -(S/N: 2017278918 & Above)
3	5414648A	1	PLATE, SRS Z2 TANK MOUNT, 7.75GAL - BLK
4	5414649A	1	STRAP, FUEL TANK, STAND ON - BLK
5	5025155	4	WASHER, 5/16" SAE
6	84008512	2	SCREW, SOC HD, 5/16-18 X 1/2
7	5025154	2	WASHER, 1/4 SAE
8	5025010X8	2	BOLT, 1/4-20 X 1" GD5 CZ
9	5025011X8	4	BOLT, 5/16-18 X 1 GD5 CZ
10	5022308	4	BODY CLIP, 5/16-18-7GA MATERIAL
11	5025391	2	NUT, 1/4-20 HEX NYLOCK FLANGE
12	5050831X16	1	HOSE, 1/4" FUEL, 16.00" -(Briggs & Stratton EFI Models)
13	93807	2	CLAMP, HOSE, EXTERNAL, 1/2 - RED
14	5103062	1	FITTING, 3/16" TEE, BARB TYPE, HDPE
15	80025019	1	FILTER, FUEL
16	7700552X5	1	HOSE, VAPOR, 5MM ID, 5.00 LG -(Briggs & Stratton EFI Models)
17	7700552X15	1	HOSE, VAPOR, 5MM ID, 15.00 LG -(Briggs & Stratton EFI Models)
18	5021030	5	TIE, SELF-LOCKING, 6"
19	7700552X2	1	HOSE, VAPOR, 5MM ID, 2.00 LG
20	5104785	1	GAUGE, FUEL LEVEL, 17.0"
21	80089102	1	GROMMET, FUEL GAUGE
22	209043	1	GROMMET
23	770046	1	REMOTE VENT ASSEMBLY
24	5104783	1	PICKUP TUBE ASM, FUEL TANK, 16.50"
25	5050831X21	1	HOSE, 1/4" FUEL, 21.00" -(Kawasaki Models)
26	7700552X18	1	HOSE, VAPOR, 5MM ID, 18.00 LG -(Kawasaki Models)
27	7700552X21	1	HOSE, VAPOR, 5MM ID, 21.00 LG -(Kawasaki Models)
28	5600899	1	KIT, LARGE CAPACITY FUEL TANK, SRS Z2 -(S/N: 2017278917 & Below)

Hydraulic Group

Note: Unless noted otherwise, use the standard torque specifications

Mfg. No: 5901947



Hydraulic Group

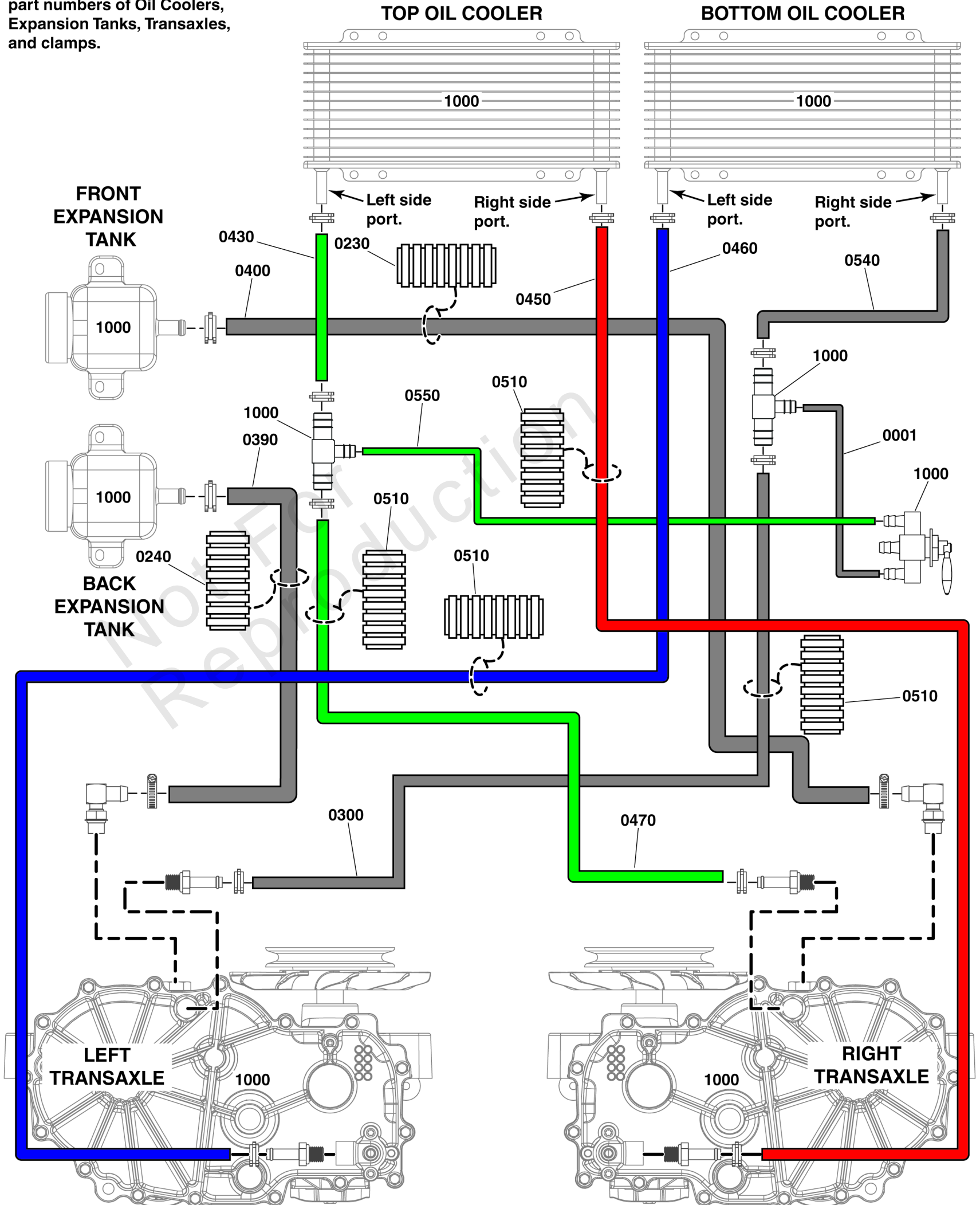
REF NO	PART NO	QTY	DESCRIPTION
0020	84008565	1	TRANSAXLE
0030	84008566	1	TRANSAXLE
0040	5100473	2	RESERVOIR, HYDRO OIL, 350 ML -(Includes item #0040-10)
0040-10	5100778X1	2	RESERVIOR CAP -(Not illustrated)
0060	5021392	2	CLAMP, #6 HOSE, STAINLESS
0070	5104598	2	ROD, HYDRO RELEASE, STAND ON
0090	5025011X24	4	BOLT, 5/16-18 X 3" GD5 YZ -(Torque transmission mounting bolts to 17-22 ft-lbs (23-30 Nm))
0100	5025013X20	4	BOLT, 3/8-16 X 2-1/2" GD5 CZ -(Torque transmission mounting bolts to 30-35 ft-lbs (41-47 Nm))
0110	5025392	4	NUT, 5/16-18 HEX NYLOCK FLANGE NUT
0120	5025010X6	11	BOLT, 1/4"-20 X 3/4" GD5 YZ
0130	5025154	15	WASHER, 1/4 SAE
0140	5025391	11	NUT, 1/4-20 Hex Nylock Flange
0160	5025156	4	WASHER, 3/8 SAE
0170	5025394	4	NUT, 3/8 - 16 HEX NYLOCK FLANGE
0180	5020047	2	COLLAR, 5/16" Set
0190	5022481	2	COLLAR, Set, 1/4"
0200	5025155	4	WASHER, 5/16" SAE
0250	5021030	12	TIE, SELF-LOCKING, 6"
0260	5101721	2	OIL COOLER, .75 X 11.0 X 24 PLATES
0270	5108692	4	FITTING, STR 3/8 BARB - 9/16 O-RING
0290	5419988AA	1	COOLER MOUNT, SRSZ2 - BLK
0360	5023268	8	CLAMP, Hose
0370	5025474	2	CLAMP, HOSE, .75 FREE DIA.
0380	5021500	2	CLAMP, VINYL INSULATED, 1.00
0430	5103660	4	SPACER, .32 X .50 X .83, CZ
0440	5025010X12	4	BOLT, 1/4-20 X 1-1/2 GD5 CZ
0480	5100370	2	FITTING, 9/16 O-RING-1/2" HOSE, 90 DEG
0500	5108543	1	KEEPER, COOLER HOSE, SRS-Z2
0520	5108736	4	CLAMP, HOSE, 5/8", FI TYPE
0530	5022665	4	BODY CLIP, 1/4-20 X 1/2" DEEP
0560	5108746	2	FITTING, TEE, HOSE, 3/8-3/8-1/4
1000	-----	1	Refer to: Hydraulic Group - Hoses and Loom

Hydraulic Group - Hoses & Loom

Note: Unless noted otherwise, use the standard torque specifications

Mfg. No: 5901947

See Hydraulic Group for part numbers of Oil Coolers, Expansion Tanks, Transaxles, and clamps.



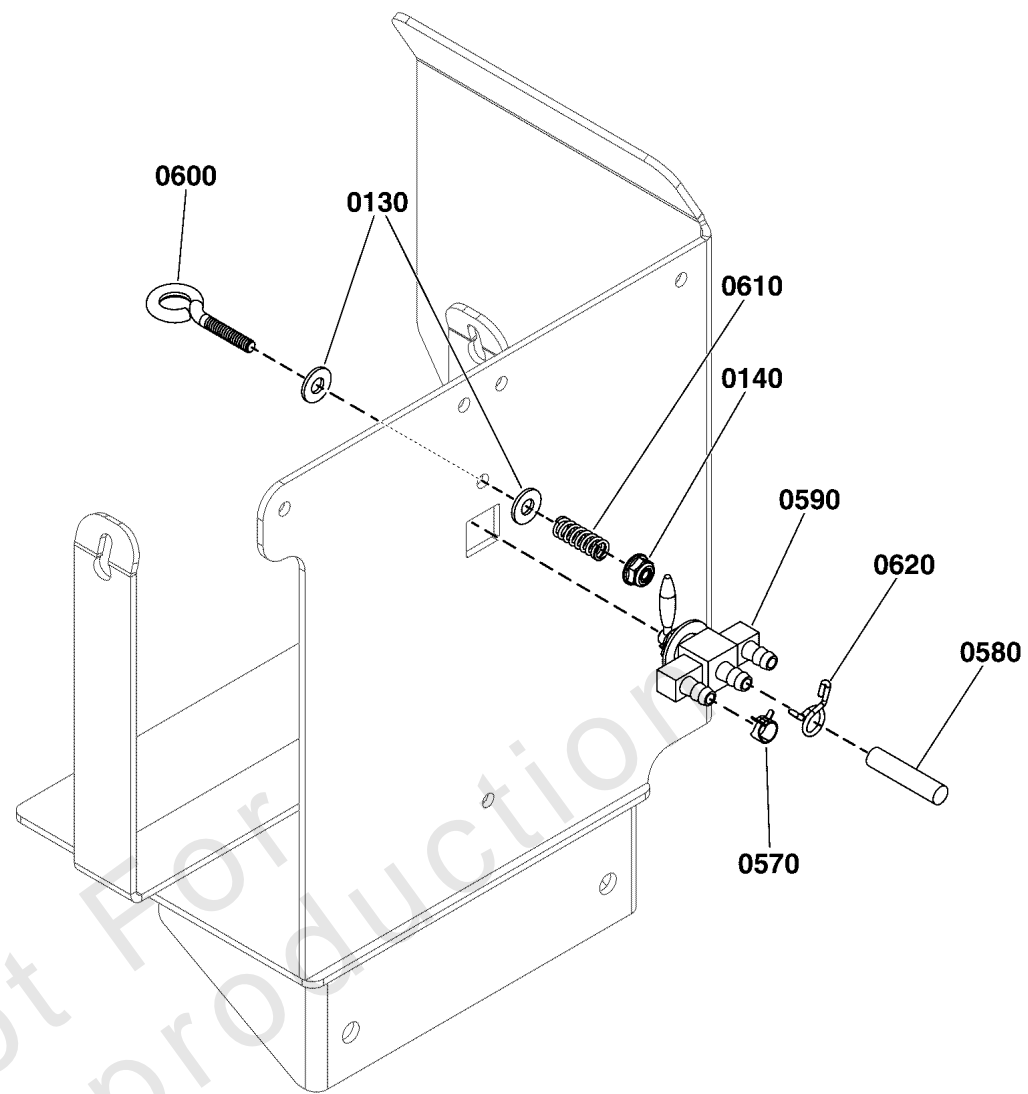
Hydraulic Group - Hoses & Loom

REF NO	PART NO	QTY	DESCRIPTION
0001	84008549	1	HOSE, Hydraulic, 1/4 X 13", Green -(Grey)
0230	5100384X18	1	LOOM, CONVOLUTED SPLIT, 1 ID - 18 LONG
0240	5100384X24	1	LOOM, CONVOLUTED SPLIT, 1 ID - 24 LONG
0300	5050860X37	1	HOSE, 3/8" PUSH-LOCK, 37.00" -(Grey)(Routes through opening in right side of frame.)
0390	5050857X36	1	HOSE, 1/2" PUSH-ON, 36.00" -(Grey)(Routes through opening in right side of frame.)
0400	5050857X33P5	1	HOSE, 1/2" PUSH-ON, 33.50" -(Grey)(Routes through opening in right side of frame.)
0430	84008550	1	HOSE, Hydraulic, 3/8 X 2.50", Green -(Green)
0450	5108539X46	1	HOSE, 3/8" PUSH-LOCK, RED 46.00 -(Red)(Routes through opening in right side of frame.)
0460	5108540X47	1	HOSE, 3/8" PUSH-LOCK, BLUE 47.00 -(Blue)(Routes through opening in left side of frame.)
0470	5108541X42	1	HOSE, 3/8" PUSH-LOCK, GREEN 42 -(Green)(Routes through opening in left side of frame.)
0510	5050861X28	4	WIRE LOOM, 5/8 ID X 28 IN
0540	84008551	1	HOSE, Hydraulic, 3/8 X 5.00", Gray -(Grey)
0550	5108747X20P5	1	HOSE, 1/4" PUSH-LOCK, GREEN 20.5 -(Green)
1000	----	0	Refer to: Hydraulic Group

Hydraulic Group - Transaxle Service Valve

Note: Unless noted otherwise, use the standard torque specifications

Mfg. No: 5901947



Hydraulic Group - Transaxle Service Valve

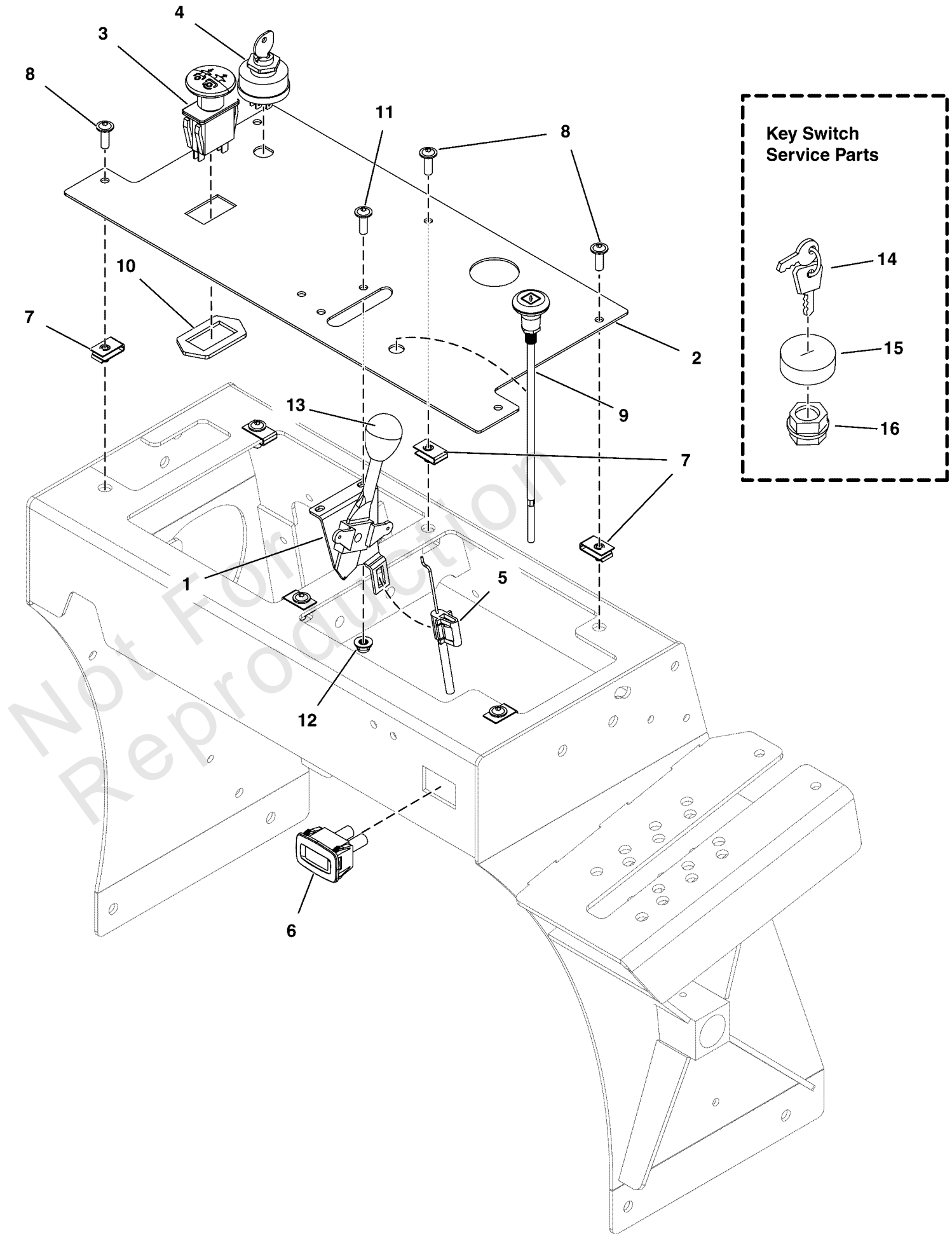
REF NO	PART NO	QTY	DESCRIPTION
0130	5025154	2	WASHER, 1/4 SAE
0140	5025391	1	NUT, 1/4-20 Hex Nylock Flange
0570	93807	4	CLAMP, Hose
0580	847378	1	CAP, DUST
0590	5023358	1	VALVE, FUEL STRAIGHT, OUTLET
0600	5022205	1	EYE BOLT, 1/4-20 X 2.5, 1THRD, .5EYE,CZ
0610	5108754	1	SPRING, COMP, .261 ID X .5 OD X 1" LG
0620	5108765	1	CLAMP, HOSE, VALVE BOOT

Not For Reproduction

Instrument Control Panel Group

Note: Unless noted otherwise, use the standard torque specifications

Mfg. No: 5901947



Instrument Control Panel Group

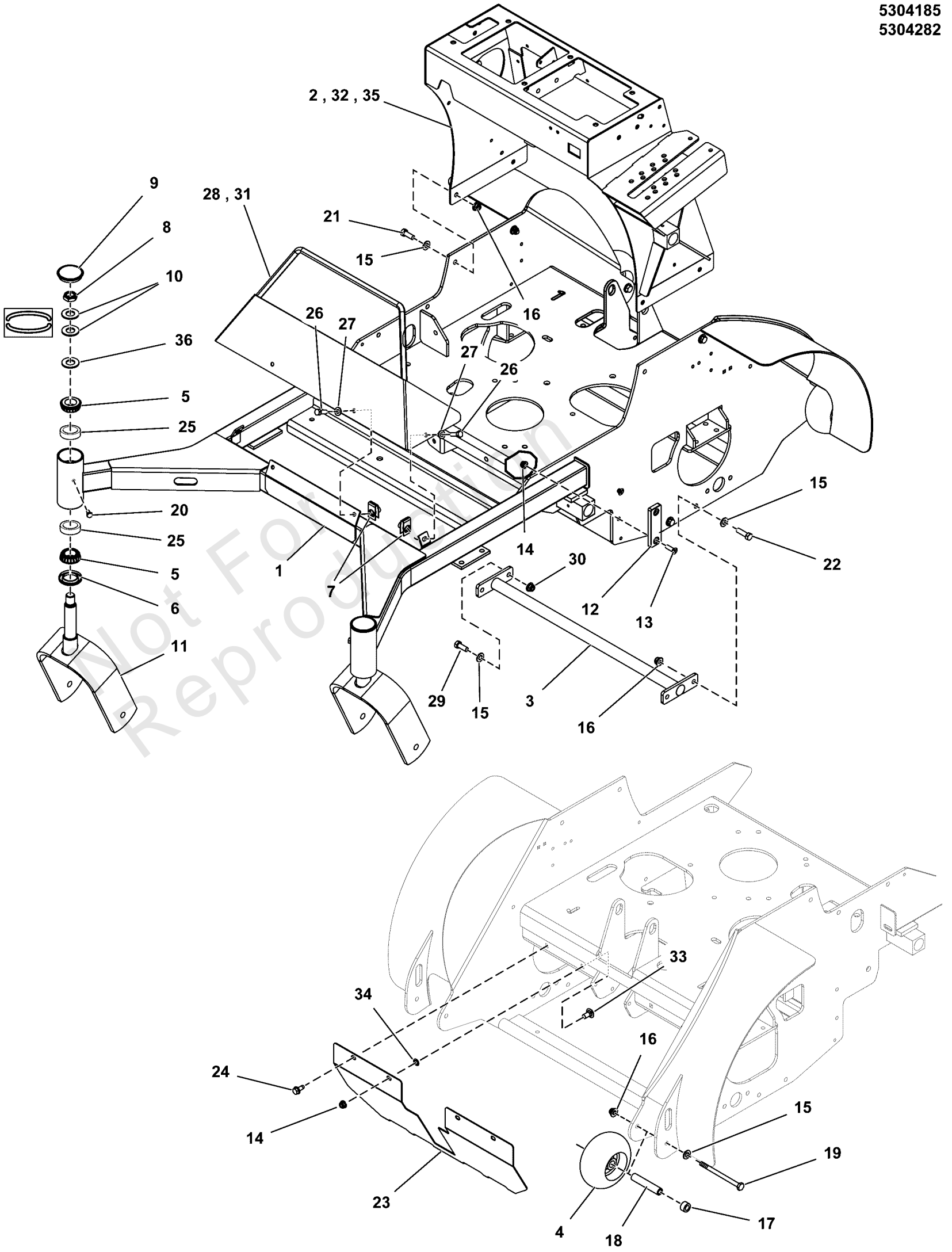
REF NO	PART NO	QTY	DESCRIPTION
1	5101995	1	LEVER, HEAVY DUTY, THROTTLE CONTROL
2	5600970	1	DASH PANEL W/DECALS, SRSZ2 (5415654A)
3	5104697	1	PTO SWITCH, MOMENTARY, SMALL KNOB
4	5020927	1	SWITCH, IGNITION, 6 POST
5	5101074	1	CABLE, THROTTLE, 40"
6	84008768	1	HOURMETER -(Replaces hour meters equipped with two individual wires.)
6	84008510	1	HOURMETER -(Replaces hour meters equipped with 6 pin connectors.)
7	5022665	6	BODY CLIP, 1/4-20 X 1/2" DEEP
8	5025299X6	6	USE 5106757 - SCREW, 1/4-20X3/4, ZINC
9	5100184	1	CABLE, CHOKE CONTROL, 43.5"
10	5022222	1	RING, SWITCH RETAINER
11	5025179X4	2	SCREW, #10-24 X 1/2" ROUND PHILLIPS
12	5025271	2	NUT, Hex, Nylon Lock, #10-24
13	5046360X1	1	THROTTLE CONTROL HANDLE/KNOB -(SV)
14	5022789	1	KEY, IGNITION MOLDED SET -(SV)
15	5022790	1	COVER, PLASTIC, SNAP ON -(SV)
16	5022791	1	PLASTIC NUT -(SV)

Main Frame Group

Note: Unless noted otherwise, use the standard torque specifications

Mfg. No: 5901947

5304185
5304282



Main Frame Group

REF NO	PART NO	QTY	DESCRIPTION
1	-----	1	FRAME -(Refer to Note: *)
2	5413615B	1	WELD, TOWER INSTRUMENT, CONTROL - RED -(S/N: 2017329777 & Below)
3	5413620A	1	WELD, CENTER CROSS BRACE - BLK
4	1716353	2	GAUGE WHEEL-2.70 -(S/N: 2017954955 & Below)
4	5105521	2	WHEEL, ANTI SCALP, 5" -(S/N: 2017954956 & Above)
5	5020884	4	BEARING, TAPERED ROLLER, 1"
6	5021072	2	SEAL, GREASE
7	5022308	4	BODY CLIP, 5/16-18-7GA MATERIAL
8	5025448	2	NUT, 3/4-16, HEX JAM NYLON LOCK
9	5109845	2	CAP, GREASE, LOW PROFILE
10	5025449	4	WASHER, BELLEVILLE - 1.500 X .755
11	5402208B	2	WELD, CASTER YOKE - RED MODEL -(S/N: 4001542418 and below)
11	5421396B	2	WELD, CASTER YOKE - RED -(S/N: 4001542419 and above)
12	5102702	2	PAD, FRICTION, .375 X 1.25 X 4.00
13	5025594	4	SCREW, 5/16-18 X 1, PHILLIPS HD, BZ
14	5025392	8	NUT, 5/16-18 HEX NYLOCK FLANGE NUT -(Qty: 4 - S/N: 2017329777 & Below)
15	5025156	10	WASHER, 3/8 SAE
16	5025394	10	NUT, 3/8 - 16 HEX NYLOCK FLANGE
17	5100836	2	SPACER, .64 X 1.13 X .63, CZ -(S/N: 2017954955 & Below)
18	5101163	2	SPACER, .38 X .63 X 3.25, YZ -(S/N: 2017954955 & Below)
18	5105554	2	SPACER, .38 X .63 X 3.38, CZ -(S/N: 2017954956 & Above)
19	5025013X36	2	BOLT, 3/8-16 X 4-1/2" GD5 CZ
20	5025457	2	BOLT, 1/4-28 X 1/2, GD5 YZ
21	5025013X8	4	BOLT, 3/8-16 X 1" GD5 CZ
22	5025013X10	3	BOLT, 3/8-16 X 1-1/4" GD5 CZ
23	5413611B	1	PLATE, HEAT SHIELD, STAND ON - RED
24	5025059X6	4	BOLT, 5/16-18 X 3/4", SELF-TAPPING -(S/N: 2017329777 & Below)
25	5020883	1	CUP, BEARING (SV) -(SV)
26	5025011X8	4	BOLT, 5/16-18 X 1" GRD5 YZ
27	5025155	4	WASHER, 5/16" SAE
28	5414399B	1	WELD, FRONT FRAME GUARD, SRSZ2 - RED -(52" Models Only)
29	5025013X12	1	BOLT, 3/8-16 X 1-1/2" GD5 CZ
30	5025100	1	NUT, Hex, Side Lock, 3/8-16
31	5414734B	1	WELD, FRONT GUARD, SRS Z2 61 - RED -(61" Models Only)
32	5414918B	1	WELD, CONTROL TOWER, Z2 -(S/N: 2017329778 - 2017576822)
33	5025145X6	4	BOLT, 5/16-18 X 3/4, CARRIAGE, GD5, CZ -(S/N: 2017329778 & Above)
34	5025498	4	5/16" PUSH-ON NUT RETAINER, STL, CZ -(S/N: 2017329778 & Above)

Footnotes:

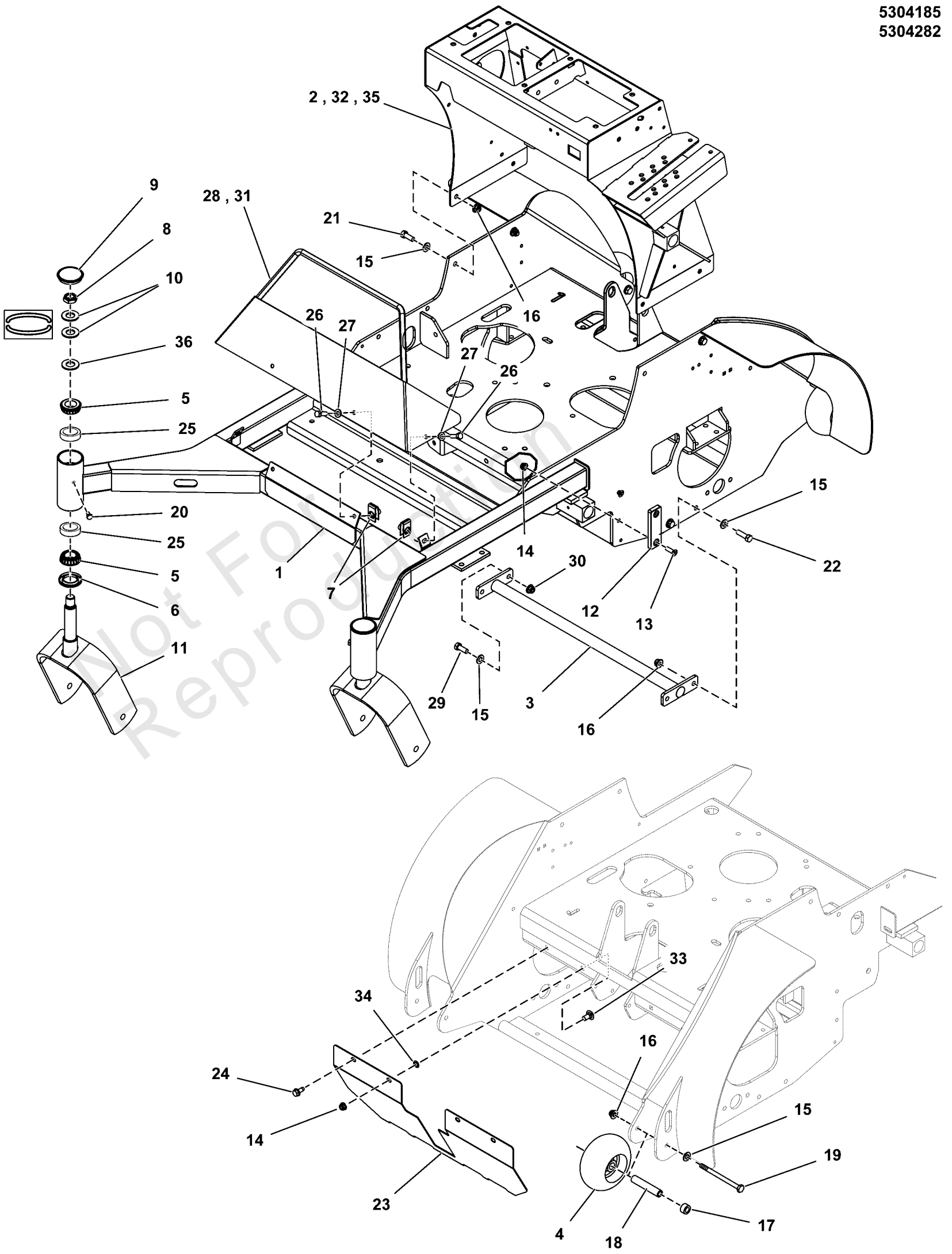
Note: *If frame is damaged, call 1-800-933-6175 ext. 709

Main Frame Group

Note: Unless noted otherwise, use the standard torque specifications

Mfg. No: 5901947

5304185
5304282



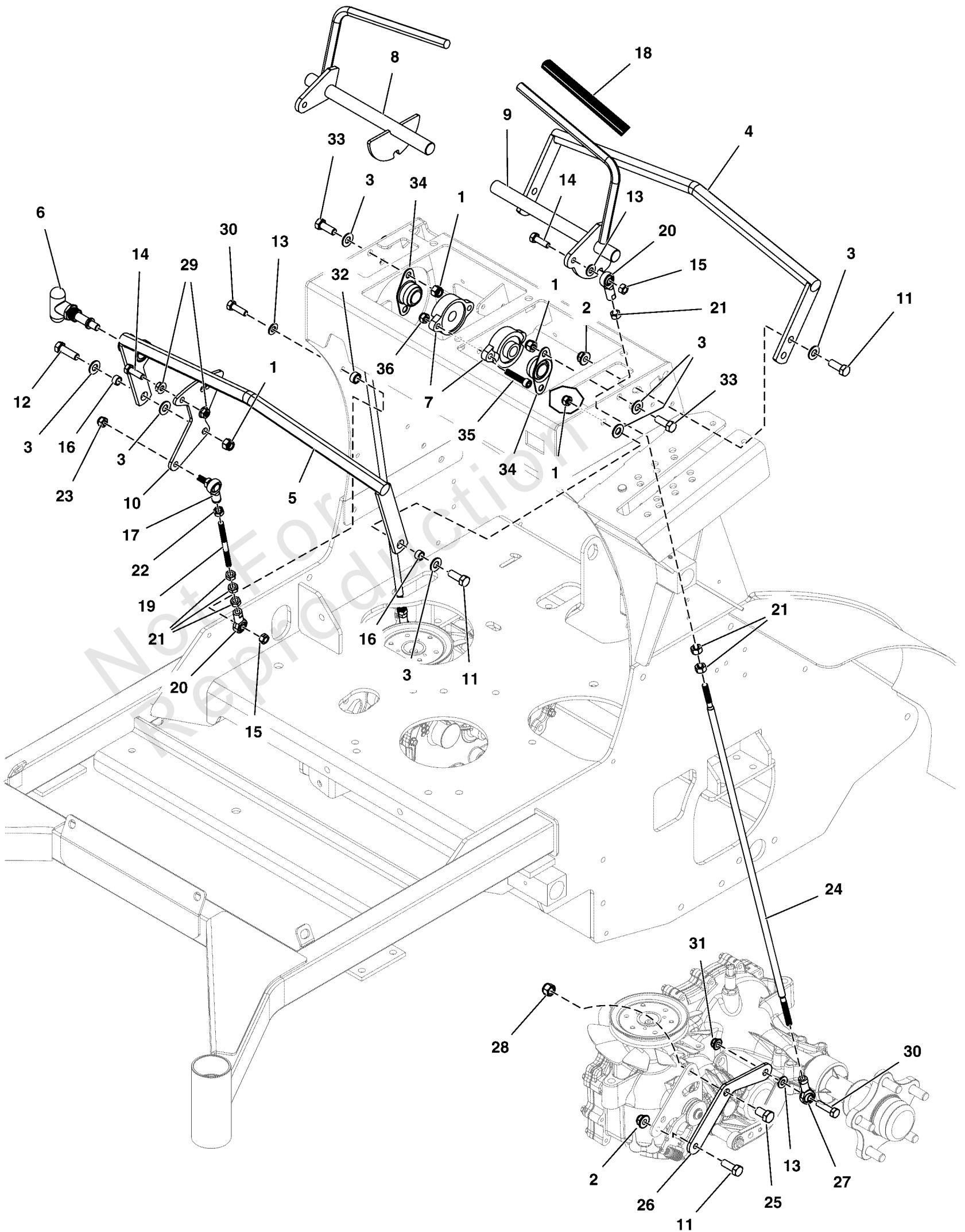
Main Frame Group

REF NO	PART NO	QTY	DESCRIPTION
35	5415760B	1	WELD, CONTROL TOWER, SRS Z2 - RED -(S/N: 2017576823 & Above)
36	5025160	2	WASHER, 3/4 SAE

Not For
Reproduction

Footnotes:

Note: *If frame is damaged, call 1-800-933-6175 ext. 709



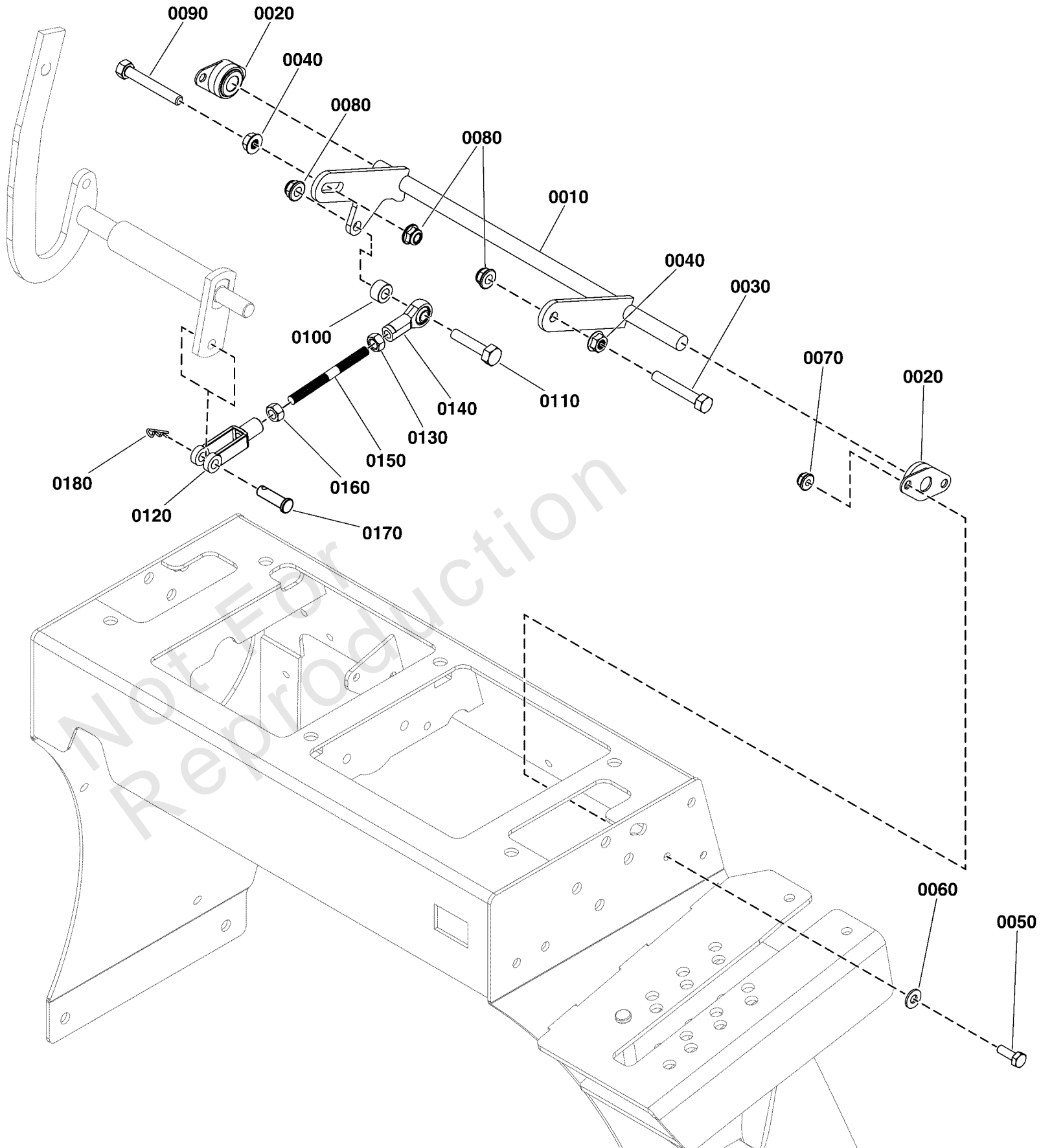
Motion Control Group

REF NO	PART NO	QTY	DESCRIPTION
1	5025096	8	NUT, 3/8-16 HEX NYLON LOCK
2	5025394	2	NUT, 3/8 - 16 HEX NYLOCK FLANGE
3	5025156	12	WASHER, 3/8 SAE
4	5413594A	1	WELD, REAR HANDLE, STAND ON - BLK
5	5413706A	1	WELD, FRONT HANDLE, STAND ON - BLK
6	5104609	1	PULL PIN, 3/8" DIA X 9/16" STROKE
7	5022846	2	BEARING-FLANGE, 5/8
8	5415763A	1	WELD, CONTROL HANDLE, RH, SRS Z2 - BLK
9	5415764A	1	WELD, CONTROL HANDLE, LH, SRS Z2 - BLK
10	5415643A	1	PLATE, SPEED ADJUSTMENT, SRS - BLK
11	5025013X8	7	BOLT, 3/8-16 X 1" GD5 CZ
12	5025013X10	1	BOLT, 3/8-16 X 1-1/4" GD5 CZ
13	5025155	5	WASHER, 5/16" SAE
14	5025011X8	3	BOLT, 5/16-18 X 1" GRD5 YZ
15	80003675	3	NUT, 5/16-1/8, HEX, CNTR LK, ZINC PHOS/OIL
16	5041930	2	SPACER, .38 X .50 X .27, CZ
17	5104495	1	BALL JOINT, 5/16-24 LH FEMALE W/STUD, BR
18	5101715	2	GRIP, FOAM, .48 x 10 x .125 Black
19	5104608	1	ROD, 5/16-24 X 4.25, CZ
20	5104493	3	BALL JOINT 5/16-24 RH FEMALE BRONZE RACE
21	5025033	9	NUT, Hex, 5/16-24
22	5023212	1	NUT, 5/16-24 HEX, LH
23	5025045	1	NUT, 5/16-24 HEX NYLON LOCK
24	5104551	2	ROD, MOTION CONTROL, STAND-ON
25	5025015X6	2	BOLT, 7/16-14 X 3/4, GD 5 YZ
26	5413628A	2	PLATE, CONTROL MOUNT - BLK
27	5104494	2	BALL JOINT 5/16-24 LH FEMALE BRONZE RACE
28	5025044	2	NUT, 7/16-14 HEX TOP LOCK
29	5025127	2	NUT, 5/16-18 HEX SERRATED FLANGE (SMALL)
30	5025011X10	3	BOLT, 5/16-18 X 1-1/4" GD5 YZ
31	5025392	2	NUT, 5/16-18 HEX NYLOCK FLANGE NUT
32	5102463	1	SPACER, .33 X .50 X .25, PM, CZ
33	5025013X6	4	BOLT, 3/8-16 X 3/4" GD5 CZ
34	5104885	2	BEARING, BRONZE, FLANGED, 5/8", FLB10
35	5025618X12	2	SCREW, SOC HD, 5/16-18 X 1-1/2, BLK
36	5025057	2	NUT, Hex, Nylon Locking, 5/16-18

Neutral Lockout Group

Note: Unless noted otherwise, use the standard torque specifications

Mfg. No: 5901947



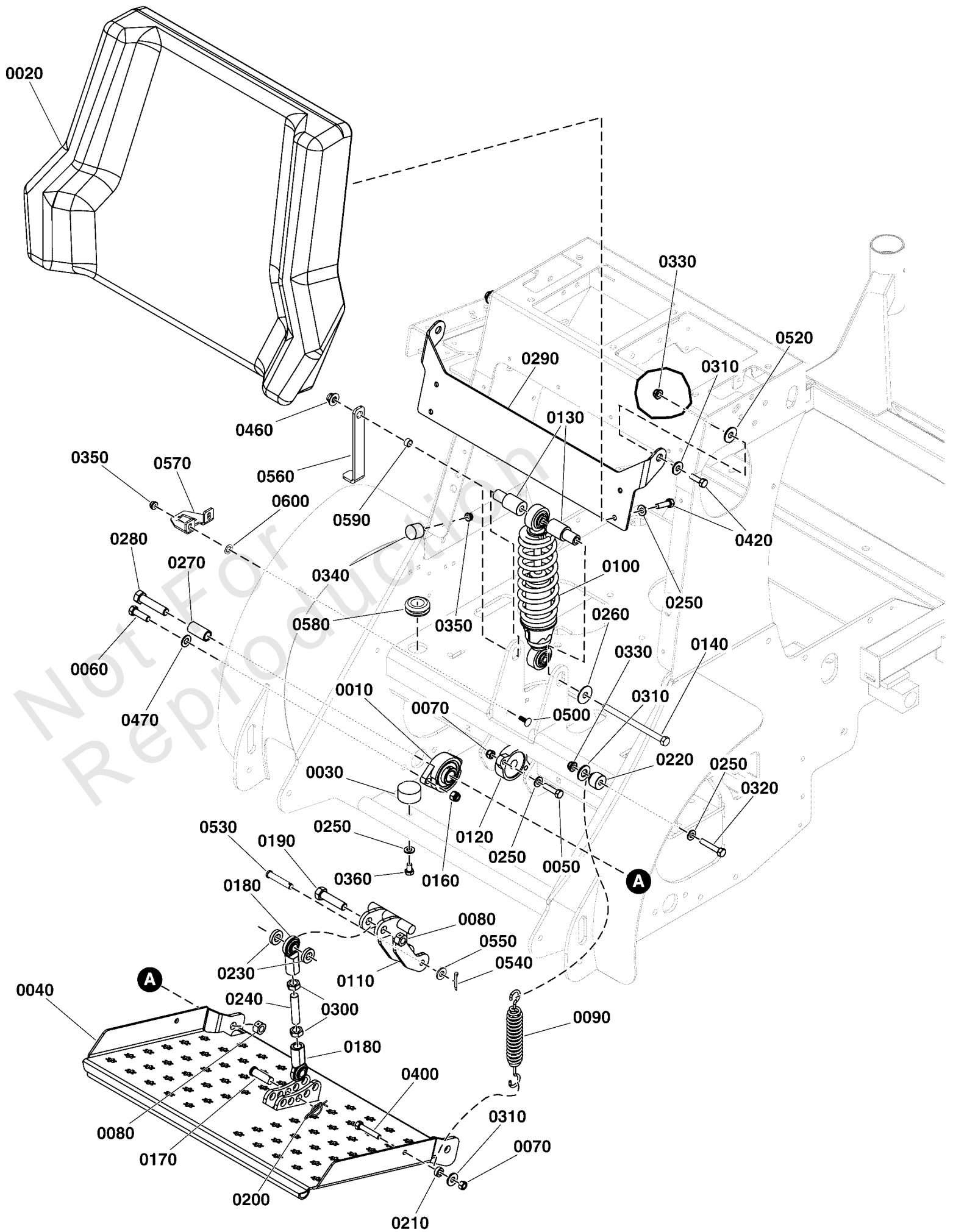
Neutral Lockout Group

REF NO	PART NO	QTY	DESCRIPTION
0010	5418767AAFS	1	LOCK, NEUTRAL
0020	5101123SM	2	BEARING, 1/2 FLANGE
0030	5025011X16YP	1	BOLT
0040	5025127SM	2	NUT, 5/16-18 HEX SERR
0050	5025010X6SM	4	BOLT, 1/4-20 X 3/4" G
0060	84007033	4	WASHER
0070	5025391FS	4	NUT
0080	5025392FS	3	NUT
0090	5025011X18SM	1	BOLT, 5/16-18
0100	5103767YP	1	SPACER, .33X.625X.360
0110	5025055X12SM	1	BOLT, 5/16-18 X 1-1/2
0120	5023323SM	1	CLEVIS, 5/16-24, STEE
0130	5023212SM	1	NUT, 5/16-24 HEX, LH
0140	5104494YP	1	BALL JOINT 5/16-24 LH
0150	5104695FS	1	ROD
0160	5025033FS	1	NUT
0170	84003641	1	PIN, CLEVIS
0180	5025211SM	1	PIN, HAIR, .0585" X 1

Operator Compartment Group

Note: Unless noted otherwise, use the standard torque specifications

Mfg. No: 5901947



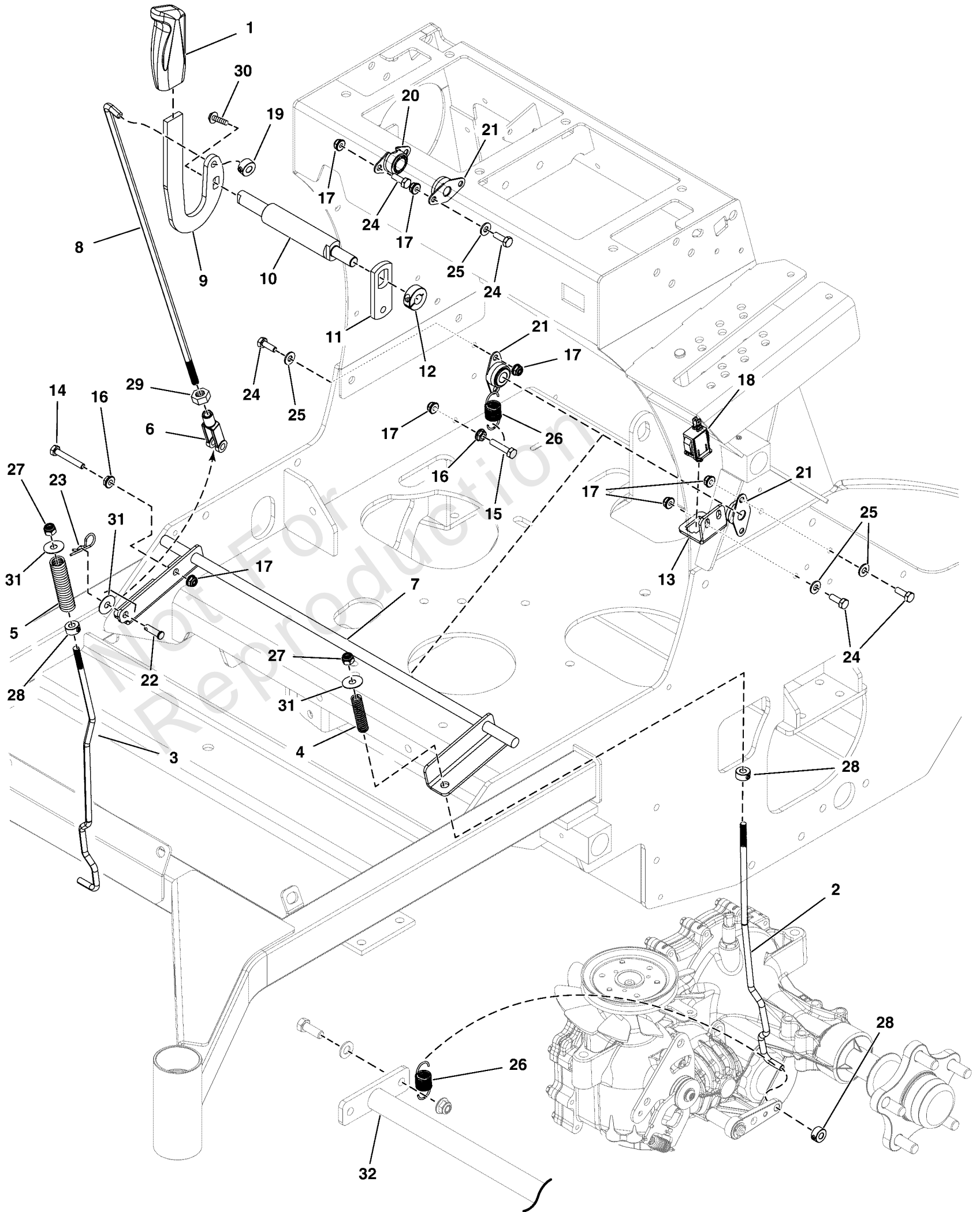
Operator Compartment Group

REF NO	PART NO	QTY	DESCRIPTION
0010	5021499	2	BEARING, FLANGE
0020	5104452	1	KNEE PAD, STAND-ON -(S/N: 4000875836 and below)
0020	5108192	1	KNEE PAD, STAND ON -(S/N: 4000875837 and above)
0030	5104593	2	BUMPER, RUBBER
0040	5414131A	1	WELD, STAND ON PLATFORM - BLK
0050	5025011X8	4	BOLT, 5/16-18 X 1" GRD5 YZ
0060	5025013X10	4	BOLT, 3/8-16 X 1-1/4" GD5 CZ
0070	80003675	5	NUT, 5/16-1/8, HEX, CNTR LK, ZINC PHOS/OIL
0080	5025332	3	NUT, 1/2-13 Hex Side Lock
0090	5022847	1	SPRING-EXT, 1.04 ODX6.935LGX.148WR, BLK
0100	5104640	1	SHOCK / SPRING ASSEMBLY
0110	84008611	1	LINKAGE
0120	5022846	2	BEARING-FLANGE, 5/8
0130	5104620	2	SPACER, STEP, .39 X 1.00 X .69, CZ
0140	5025013X44	1	BOLT, 3/8-16 X 5-1/2" GD5 CZ
0160	5025096	4	NUT, 3/8-16 HEX NYLON LOCK
0170	5025328X12	1	PIN, CLEVIS, 1/2 X 1-1/2, PLATED
0180	1702779	2	JOINT-BALL .500-20 THD .500ID, CLR ZINC
0190	5025017X16	1	BOLT, 1/2-13 X 2" GD5 CZ
0200	5025540	1	PIN, SURE LOCK COTTER, .09 X .75, CZ
0210	5104654	1	SPACER, .33 X .63 X .25, CZ
0220	5104655	1	SPACER, .328 X 1.0 X .85, CZ
0230	5100520	2	SPACER, .52 X 1.00 X .22, PM, CZ
0240	5104663	1	ROD, THREADED, 1/2-20 X 2.25
0250	5025155	12	WASHER, 5/16" SAE
0260	5025165	1	WASHER, 3/8" Fender
0270	5104658	2	SPACER, .52 X .74 X 1.50, CZ
0280	5025017X18	2	BOLT, 1/2-13 X 2-1/4" GD5 CZ
0290	5415781B	1	PLATE, PAD MOUNT, SRS - RED
0300	5025089	2	NUT, 1/2-20 Hex Jam
0310	5025337	4	WASHER, 5/16" USS
0320	5025011X14	1	BOLT, 5/16-18 X 1-3/4" GD5 YZ
0330	5025392	3	NUT, 5/16-18 HEX NYLOCK FLANGE NUT
0340	5022673	2	BUMPER, RUBBER, 1/4-20
0350	5025391	4	NUT, 1/4-20 Hex Nylock Flange
0360	5025011X6	2	BOLT, 5/16-18 X 3/4 GD5
0400	1960086	1	SCREW, TRUSS HD TORX DR5/16-18X0.875 BLK
0420	5025011X8	6	BOLT, 5/16-18 X 1" GRD5 YZ
0460	5025394	1	NUT, 3/8 - 16 HEX NYLOCK FLANGE
0470	5025156	4	WASHER, 3/8 SAE
0500	80003518	2	BOLT, 1/4-20X0.750, GR5, STD NECK, SQ, ZC/CL
0520	5025164	2	WASHER, 5/16" Fender
0530	84007981	1	PIN, Clevis
0540	5025203X6	1	* PIN, COTTER, 1/8" X 3/4
0550	5025293	1	WASHER, 3/8" GR. 9 FLAT
0560	5107798	1	PLATE, LINK, OPC, SRSZ
0570	5105692	1	PLATE, SWITCH, OPC, SRSZ, CZ
0580	5103944	1	GROMMET, 7/8"ID, 1/4" THICK STK
0590	5041930	1	SPACER, .38 X .50 X .27, CZ
0600	80004801	2	BOLT, 1/4, PUSHNUT RETAINER, PHOSPHATE/OIL

Parking Brake Group

Note: Unless noted otherwise, use the standard torque specifications

Mfg. No: 5901947



Parking Brake Group

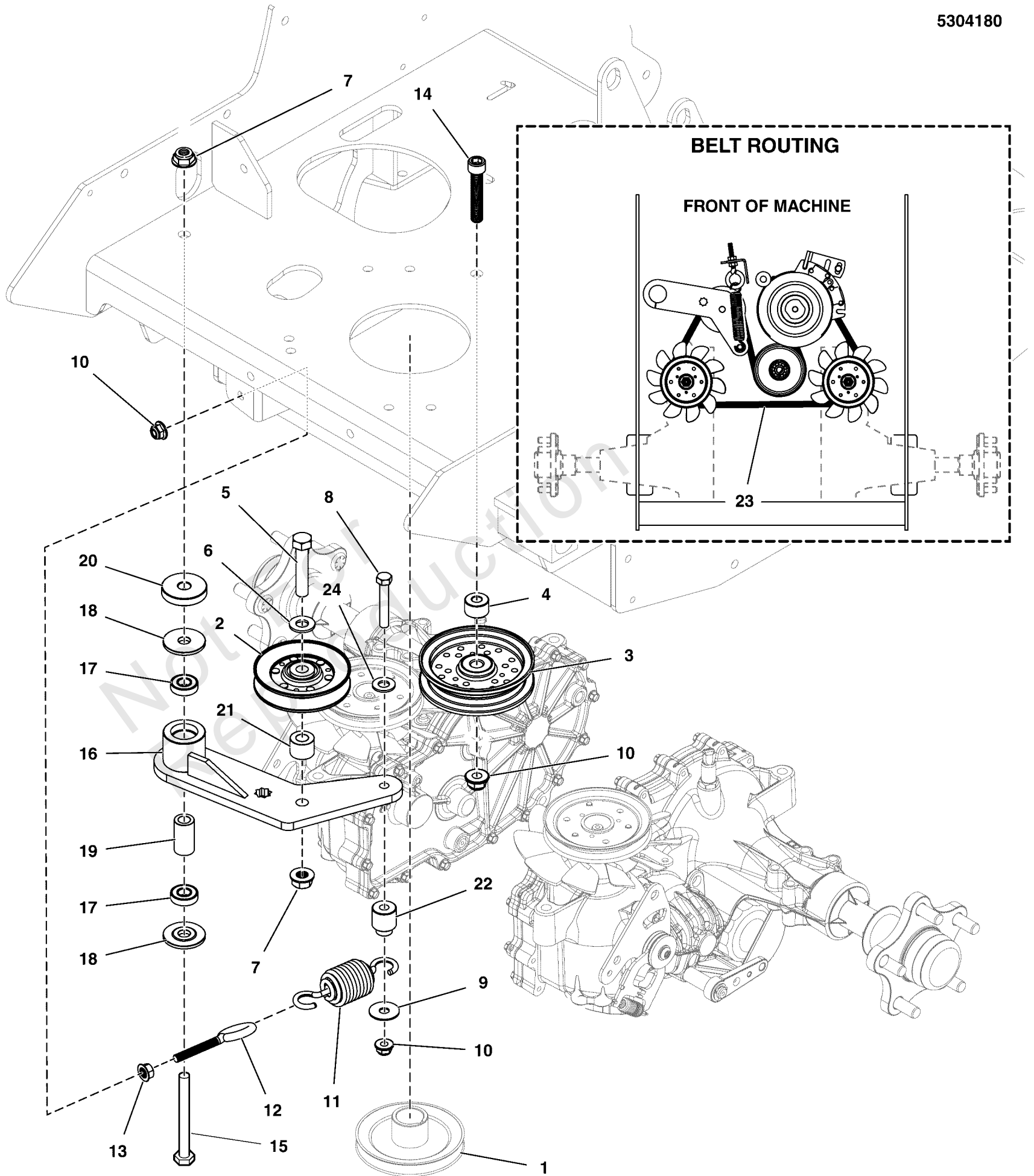
REF NO	PART NO	QTY	DESCRIPTION
1	5100171	1	GRIP, BLACK FLEXIBLE
2	5108225	1	ROD, PARKING BRAKE, TRANS-LEFT
3	5108226	1	ROD, PARKING BRAKE, TRANS-RIGHT
4	5020637	1	SPRING-COMP, .375IDX2.75LGX.054WR, SS
5	5023242	1	SPRING-COMP, .496ID X 3.00LG X .112WR
6	5023323	1	CLEVIS, 5/16-24, STEEL, CLEAR ZINC
7	5413619AA	1	WELD, BRAKE SHAFT, STAND ON - BLK
8	5104548	1	ROD, BRAKE, STAND-ON
9	84008395	1	ARM, Brake
10	5104768	1	SHAFT, UPPER BRAKE ROD, SRSZ
11	5106314	1	PLATE, BRAKE TAB, STAND-ON
12	5010580	1	COLLAR, 1/2 SET (1/2 SPLIT COLLAR IN MODEL)
13	5414267AA	1	PLATE, BRAKE SWITCH, STAND ON
14	5025010X14	1	BOLT, 1/4 X 20 X 1-3/4 GD5 YZ
15	5025010X10	1	BOLT, 1/4-20 X 1-1/4 GD5 CZ
16	5025126	2	NUT, 1/4-20 HEX SERR. FLANGE
17	5025391	12	NUT, 1/4-20 Hex Nylock Flange
18	-----	1	SEE ELECTRICAL GROUP
19	5020047	1	COLLAR, 5/16" Set
20	5104270	1	BEARING, 5/8" FLANGED, PLASTIC BALL
21	5101123	3	BEARING, 1/2 FLANGED, PLASTIC BALL
22	5025213X8	1	PIN, CLEVIS, 5/16 X 1, PLATED
23	5025211	1	PIN, HAIR, .0585 X 1-1/8, 1/4 EYE, YZ
24	5025010X6	10	BOLT, 1/4"-20 X 3/4" GD5 YZ
25	5025154	8	WASHER, 1/4 SAE
26	5010213	2	SPRING-EXT, .740 ODX2.025LGX.072WR, BLK
27	5025045	2	NUT, 5/16-24 HEX NYLON LOCK
28	5104748	4	COLLAR, DOUBLE SPLIT, 7MM
29	5025033	1	NUT, Hex, 5/16-24
30	2860664	1	SCREW-HEX SEMS WSHR 1/4-20 X.88 DOG PT
31	5025337	3	WASHER, 5/16" USS
32	-----	1	SEE MAIN FRAME GROUP

Transaxle Drive Group

Note: Unless noted otherwise, use the standard torque specifications

Mfg. No: 5901947

5304180



Transaxle Drive Group

REF NO	PART NO	QTY	DESCRIPTION
1	-----	1	PULLEY, CRANKSHAFT, STAND ON (See Engine & PTO Group)
2	5104616	1	PULLEY, V-IDLER, 4"OD X .51"ID, A-SEC
3	5104787	1	PULLEY, IDLER, 4" OD X .38" ID, FLGS, ZP
4	5046860	1	SPACER, .39 X 1.00 X .50, PM, CZ
5	5025017X22	1	BOLT, 1/2-13 X 2-3/4 GD5 CZ
6	5025158	1	WASHER, 1/2 SAE
7	5025396	2	NUT, Hex Flange, Nylock, 1/2-13
8	5025013X18	1	BOLT, 3/8-16 X 2-1/4" GD5 CZ
9	5025165	1	WASHER-3/8 FENDER
10	5025394	3	NUT, 3/8-16 HEX NYLOCK FLANGE
11	5104676	1	SPRING EXT, 1.50ODX4.75LGX.177WR, BLK
12	5025429	1	EYEBOLT, 3/8-16 X 4, 2.13THRD, .75EYE, C
13	5025128	1	NUT, 3/8-16 HEX SERRATED FLANGE
14	5025625X16	1	SCREW, SOC HD CAP, 3/8-16 X 2, BLACK
15	5025017X32	1	BOLT, 1/2-13 X 4" GD5 CZ
16	5414039AA	1	WELD, TENSION ARM, PUMP DRIVE - BLK
17	7078243	2	BEARING, BALL, AXLE
18	5103262	2	SPACER, IDLER ARM, 1/2, PM
19	5103812	1	SPACER, .52 X .84 X 1.53, PM
20	5103363	1	SPACER, .52 X 1.88 X .38
21	5045178	1	SPACER, .52 X 1.00 X .75, CZ
22	5045943	1	SPACER, SHOULDER
23	5104590	1	BELT, A-SEC, 66.27"EL, RAW EDGE
24	5025156	1	WASHER, 3/8 SAE

Transaxle SERVICE Parts - Hydro-Gear ZT3800 (5108073_5108072)

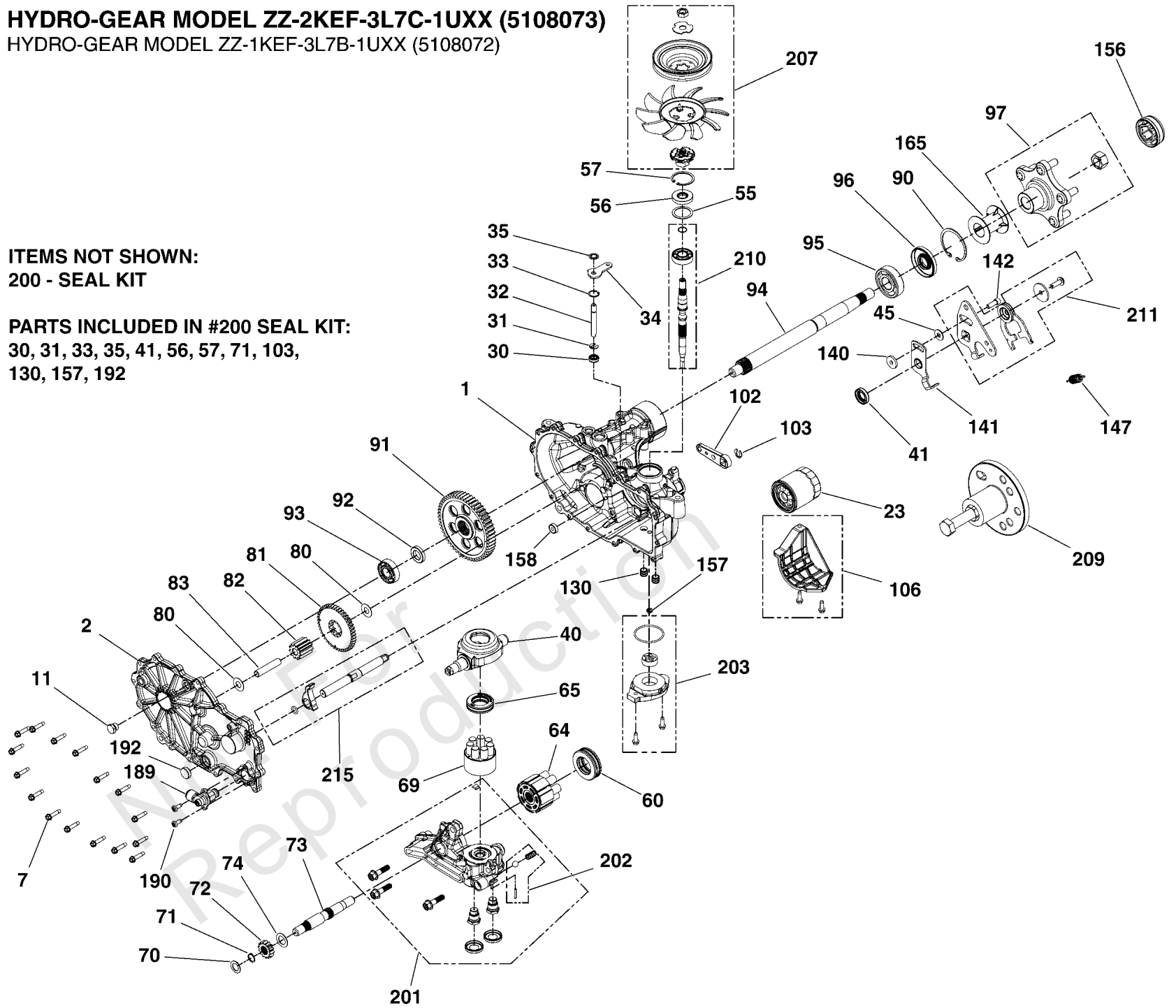
Note: Unless noted otherwise, use the standard torque specifications

Mfg. No: 5901947

HYDRO-GEAR MODEL ZZ-2KEF-3L7C-1UXX (5108073) HYDRO-GEAR MODEL ZZ-1KEF-3L7B-1UXX (5108072)

ITEMS NOT SHOWN:
200 - SEAL KIT

PARTS INCLUDED IN #200 SEAL KIT:
30, 31, 33, 35, 41, 56, 57, 71, 103,
130, 157, 192



Transaxle SERVICE Parts - Hydro-Gear ZT3800 (5108073_5108072)

REF NO	PART NO	QTY	DESCRIPTION
1	----	1	KIT, HOUSING, MAIN, LH, CHARGE, CONTROL
2	----	1	KIT, COVER, SIDE, LH, COOLER
7	----	16	SCREW, HEX WASHER
11	----	1	PLUG EXTERNAL HEX VENT 9/16-18
23	5101026X1	1	FILTER, OIL, ZT2800
30	5108072X1	1	SEAL, LIP .375 X .75 X .25 (55232)
31	----	1	BYPASS RETAINING RING 1
32	----	1	ROD, BYPASS .375 X 2.88
33	----	1	BYPASS RETAINING RING 2
34	----	1	ARM, BYPASS
35	----	1	RING, RETAINING .375 EXTERNAL
40	----	1	SWASHPLATE, TRUNNION
41	5101026X2	1	SEAL, CONTROL ARM, 18X32X7, #51140
45	----	1	WASHER, .34X.88X.06
55	1730272	1	SPACER (50951)
56	5023414	1	Lip Seal 17 x 40 x 7 PTC
57	5023415	1	Spacer
60	----	1	BEARING, THRUST 35 x 62 x 18
64	----	1	KIT, 16cc CYLINDER BLOCK ASSEMBLY STEAM TREAT
65	----	1	BEARING, THRUST PLASTIC CAGE
69	----	1	KIT, CYLINDER BLOCK (12cc)
70	----	1	WASHER, .63 X 1.00 X .05 FLAT
71	1706130	1	RING-SNAP (44145)
72	----	1	GEAR, 14T (STEEL)
73	----	1	SHAFT, MOTOR
74	----	1	WASHER, .71 X 1.16 X .04 FLAT
80	----	2	WASHER, .51 X 1.00 X .03 FLAT
81	----	1	GEAR, 45T STEEL
82	----	1	GEAR, 11T (STEEL)
83	----	1	PIN, JACKSHAFT
90	5108072X2	1	RING, RETAINING 244 INTERNAL (55176)
91	----	1	GEAR, 54T FORGED
92	----	1	SPACER, .750 X 1.320 X .257
93	5108072X3	1	BEARING, BALL 19.05X47.00X14.00 (54554)
94	----	1	SHAFT, AXLE
95	5108072X4	1	BEARING, 25.4 X 62 X 17, 6305R (55173)
96	5108072X5	1	SEAL, 1.00 X 2.44 X .375 LIP (55175)
97	5104580X6	1	HUB, ZT3400, 71691
102	----	1	HANDLE, ACTUATING
103	5104055	1	E-CLIP, BRAKE ARM, ZT3100 & ZT3400
106	----	1	KIT, FILTER GUARD
130	----	2	TUBE, CHARGE TRIPLE O-RING
140	----	1	SPACER, .320X1.005X.179
141	----	1	ARM, NEUTRAL, LH
142	----	1	SHCS, 5/16-24 X .875 (PATCH)
147	5108072X9	1	SPRING, EXTENSION (51833)
156	5103589X7	1	AXLE CAP,
157	----	1	KIT, GEROTOR SEAL
158	----	1	MAGNET
165	5103589X9	1	DEBRIS GUARD HG #53496
189	5108072X10	1	ASSEMBLY, AUX COOLER PORT (#55672)

Transaxle SERVICE Parts - Hydro-Gear ZT3800 (5108073_5108072)

Note: Unless noted otherwise, use the standard torque specifications

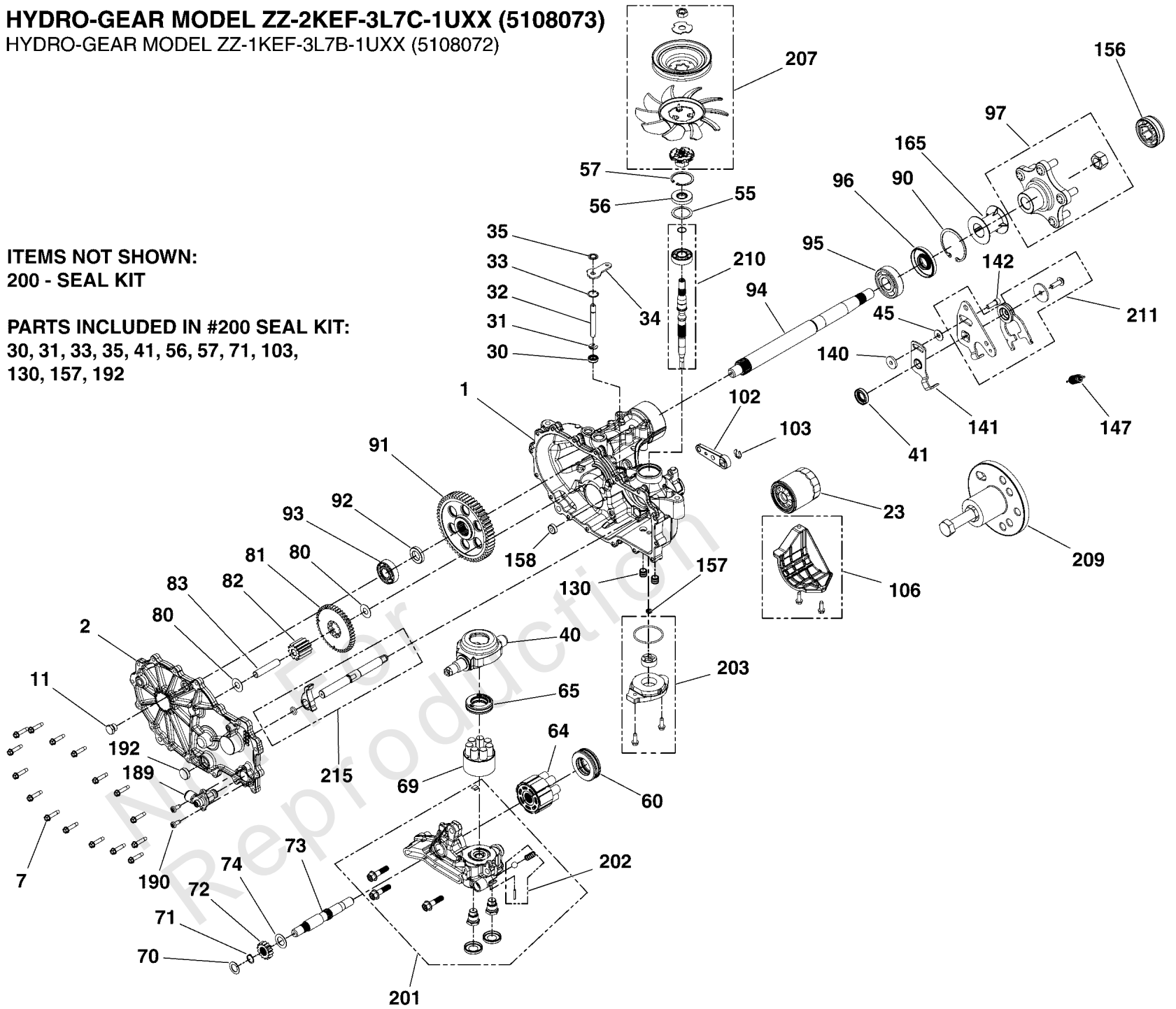
Mfg. No: 5901947

HYDRO-GEAR MODEL ZZ-2KEF-3L7C-1UXX (5108073)

HYDRO-GEAR MODEL ZZ-1KEF-3L7B-1UXX (5108072)

ITEMS NOT SHOWN:
200 - SEAL KIT

PARTS INCLUDED IN #200 SEAL KIT:
30, 31, 33, 35, 41, 56, 57, 71, 103,
130, 157, 192



Transaxle SERVICE Parts - Hydro-Gear ZT3800 (5108073_5108072)

REF NO	PART NO	QTY	DESCRIPTION
190	-----	2	SCREW, PAN HEAD, 1/4-20 X .625
192	-----	1	SEAL, PLUG .875 X .250
200	5108072X6	1	KIT, SEAL, ZT-3800 (73000)
201	-----	1	KIT, CENTER SECTION, LH CHARGE
202	-----	1	KIT, CHARGE RELIEF
203	5108072X7	1	KIT, CHARGE PUMP (72795)
207	5104580X1	1	FAN & PULLEY KIT, ZT3400'S, STAND-ON
209	-----	1	KIT, HUB PULLER
210	5103589X4	1	KIT, INPUT SHAFT (BEARING AND SHAFT ONLY)
211	1735490	1	KIT, L.H. Control Arm
215	5108072X8	1	KIT, OUTBOARD, RH ROT B/LH ROT A (72960)

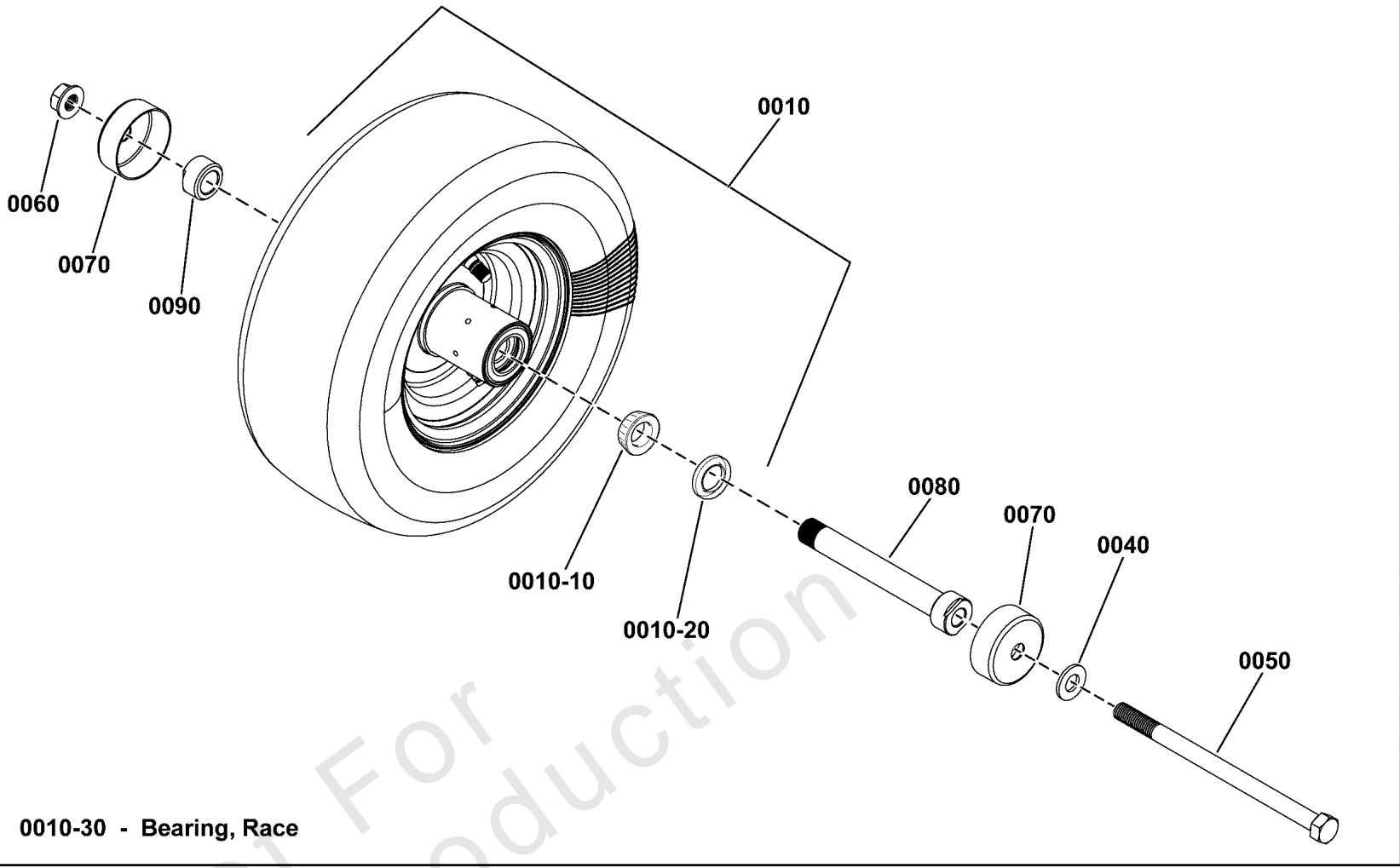
Not For Reproduction

Wheel and Tire Group

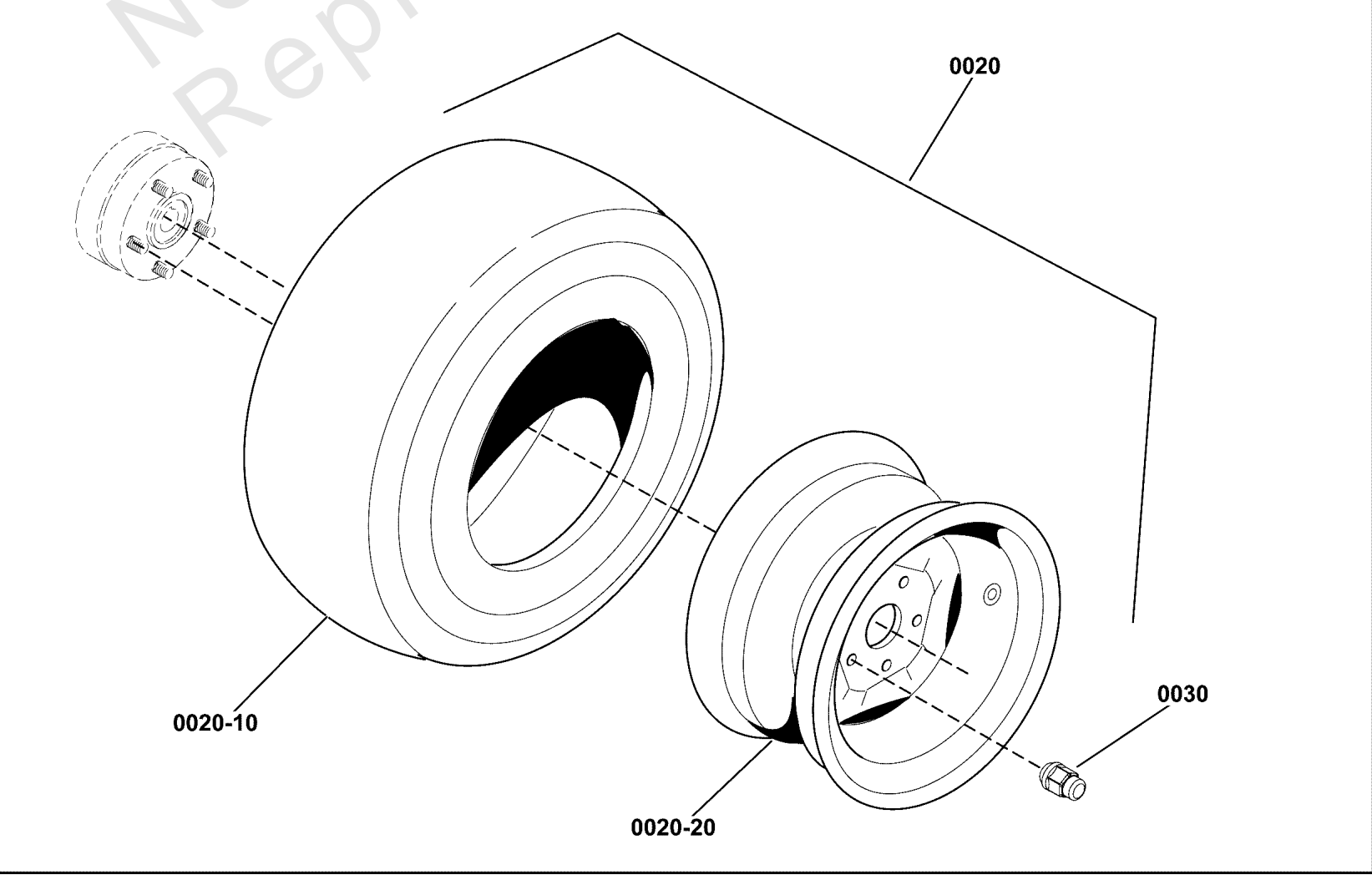
Note: Unless noted otherwise, use the standard torque specifications

Mfg. No: 5901947

Front Wheels & Tires



Rear Wheels & Tires



Wheel and Tire Group

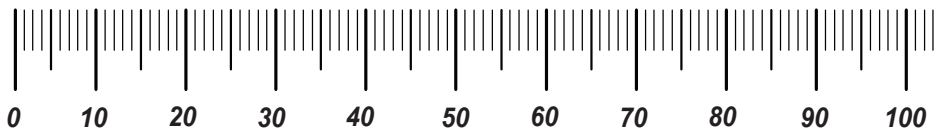
REF NO	PART NO	QTY	DESCRIPTION
0010	5109034FS	2	TIRE ASSEMBLY
0010-10	5022631SX2	2	BEARING, Tapered Roller -(SV - 2 per tire)
0010-20	5022631SX3	2	SEAL, GREASE -(SV - 2 per tire)
0010-30	5022631SX4	2	BEARING, RACE -(SV - 2 per tire)
0020	5109038	2	TIRE ASSEMBLY (23 x 10.5 - 12, TURF MASTER, Black Rim)
0020-10	84003895	2	TIRE (23 X 10.5 - 12) -(SV - 1 per tire)
0020-20	-----	2	WHEEL RIM -(SV - 1 per tire)
0030	-----	10	LUG NUT, Black -(Originally Black Lug nut - Replacement 5020601SM is silver in color).
0030	5020601SM	10	NUT, 1/2-20, FOR WHEEL BOLT SILVER -(Replacement 5020601SM is silver in color).
0040	5025158	2	WASHER, 1/2 SAE
0050	5025017X64	2	BOLT, 1/2-13 X 8 GD5 YZ (NLA)
0060	5025396	2	NUT, Hex Flange, Nylock, 1/2-13
0070	5108803	4	DUST CAP, CASTER TIRE, BLACK
0080	5103648	2	BEARING ADJUSTER, SPACER, 6.062 LG
0090	5103650	2	NUT, BEARING ADJUSTER, AXLE

Hardware Identification & Torque Specifications

Torque Specification Chart								
FOR STANDARD METRIC MACHINE HARDWARE (Tolerance ± 20%)								
Property Class	5.6		8.8		10.9		12.9	
	Class 5.6		Class 8.8		Class 10.9		Class 12.9	
Size Of Hardware	in/lbs	Nm.	in/lbs	Nm.	in/lbs	Nm.	in/lbs	Nm.
	ft/lbs		ft/lbs		ft/lbs		ft/lbs	
M3	5.88	.56	13.44	1.28	19.2	1.80	22.92	2.15
M4	13.44	1.28	30.72	2.90	43.44	4.10	52.56	4.95
M5	26.4	2.50	60.96	5.75	5.97	8.10	7.15	9.7
M6	44.64	4.3	7.3	9.9	10.3	14	12.1	16.5
M7	5.2	7.1	12.1	16.5	16.9	23	19.9	27
M8	7.7	10.5	17.7	24	25	34	29	40
M10	15	21	35	48	50	67	59	81
M12	26	36	61	83	86.2	117	103	140
M14	42	58	101	132	136	185	162	220
M16	64	88	147	200	210	285	250	340
M18	89	121	202	275	287	390	346	470
M20	126	171	290	390	405	550	486	660
M22	169	230	390	530	559	745	656	890
M24	217	295	497	375	708	960	840	1140
M27	320	435	733	995	1032	1400	1239	1680
M30	435	590	995	1350	1401	1900	1681	2280
M33	590	800	1349	1830	1902	2580	2278	3090
M36	759	1030	1740	2360	2441	3310	2935	3980
M39	988	1340	2249	3050	3163	4290	3798	5150

Torque Specification Chart						
FOR STANDARD MACHINE HARDWARE (Tolerance ± 20%)						
Hardware Grade	No Marks		SAE Grade 5		SAE Grade 8	
	SAE Grade 2		SAE Grade 5		SAE Grade 8	
Size Of Hardware	in/lbs	Nm.	in/lbs	Nm.	in/lbs	Nm.
	ft/lbs		ft/lbs		ft/lbs	
8-32	19	2.1	30	3.4	41	4.6
8-36	20	2.3	31	3.5	43	4.9
10-24	27	3.1	43	4.9	60	6.8
10-32	31	3.5	49	5.5	68	7.7
1/4-20	66	7.6	8	10.9	12	16.3
1/4-28	76	8.6	10	13.6	14	19.0
5/16-18	11	15.0	17	23.1	25	34.0
5/16-24	12	16.3	19	25.8	29	34.0
3/8-16	20	27.2	30	40.8	45	61.2
3/8-24	23	31.3	35	47.6	50	68.0
7/16-14	30	40.8	50	68.0	70	95.2
7/16-20	35	47.6	55	74.8	80	108.8
1/2-13	50	68.0	75	102.0	110	149.6
1/2-20	55	74.8	90	122.4	120	163.2
9/16-12	65	88.4	110	149.6	150	204.0
9/16-18	75	102.0	120	163.2	170	231.2
5/8-11	90	122.4	150	204.0	220	299.2
5/8-18	100	136	180	244.8	240	326.4
3/4-10	160	217.6	260	353.6	386	525.0
3/4-16	180	244.8	300	408.0	420	571.2
7/8-9	140	190.4	400	544.0	600	816.0
7/8-14	155	210.8	440	598.4	660	897.6
1-8	220	299.2	580	788.8	900	1,244.0
1-12	240	326.4	640	870.4	1,000	1,360.0

The guides and ruler furnished below are designed to help you select the appropriate hardware.

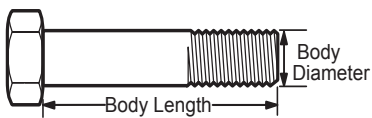


Nut, M8

Thread Diameter (mm)

Inside Diameter (in) Threads per inch

Nut, 1/2-16



Screw, M8- 1.25 x 25

Thread Diameter (mm) Distance between threads (mm) Body Length (mm)

Body Diameter Threads per inch Body Length (in)

Screw, 1/2- 16 x 2



Standard Hardware Sizing

When a washer or nut is identified as 1/2" (M8), this is the *Nominal size*, meaning the *inside diameter* is 1/2 inch (8mm metric thread diameter); if a second number is present it represents the *threads per inch* (distance between threads).

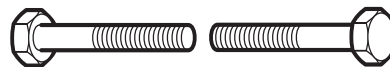
When bolt or capscrew is identified as 1/2 - 16 x 2" (M8 - 1.25 x 50), this means the *Nominal size*, or body diameter is 1/2 inch (8mm metric thread diameter), the second number, 16, represents the *threads per inch*, (*distance between threads*). The final number is the body length of the bolt or screw, 2 inches (50mm).

NOTES

- These torque values are to be used for all hardware excluding: locknuts, self-tapping screws, thread forming screws, sheet metal screws and socket head setscrews.
- Recommended seating torque values for locknuts:
 - for prevailing torque locknuts - use 65% of grade 5 torques.
 - for flange whizlock nuts and screws - use 135% of grade 5 torques.
- Unless otherwise noted on assembly drawings, all torque values must meet this specification.

Common Hardware Types

Hex Head Capscrew



Washer



Carriage Bolt



Hex Nut

Wrench & Fastener Size Guide

1/4" Bolt or Nut Wrench—7/16"	5/16" Bolt or Nut Wrench—1/2"	3/8" Bolt or Nut Wrench—9/16"	7/16" Bolt or Nut Wrench (Bolt)—5/8" Wrench (Nut)—11/16"	1/2" Bolt or Nut Wrench—3/4"
M6 Bolt or Nut Wrench—10mm	M8 Bolt or Nut Wrench—13mm	M10 Bolt or Nut Wrench—17mm	M12 Bolt or Nut Wrench—19mm	M14 Bolt or Nut Wrench—22mm

