



Parts Manual

Mfg. No: 5902170
SRS Z3X Series w/ 72" Mower Deck
(SRSZ3X, 72, V37, E OG, NA)



5600962 - Striping Kit, 72 iCD / iCD+ Deck.....
84010865 - Mulch Kit for ZTR w/ 72" iCD+.....

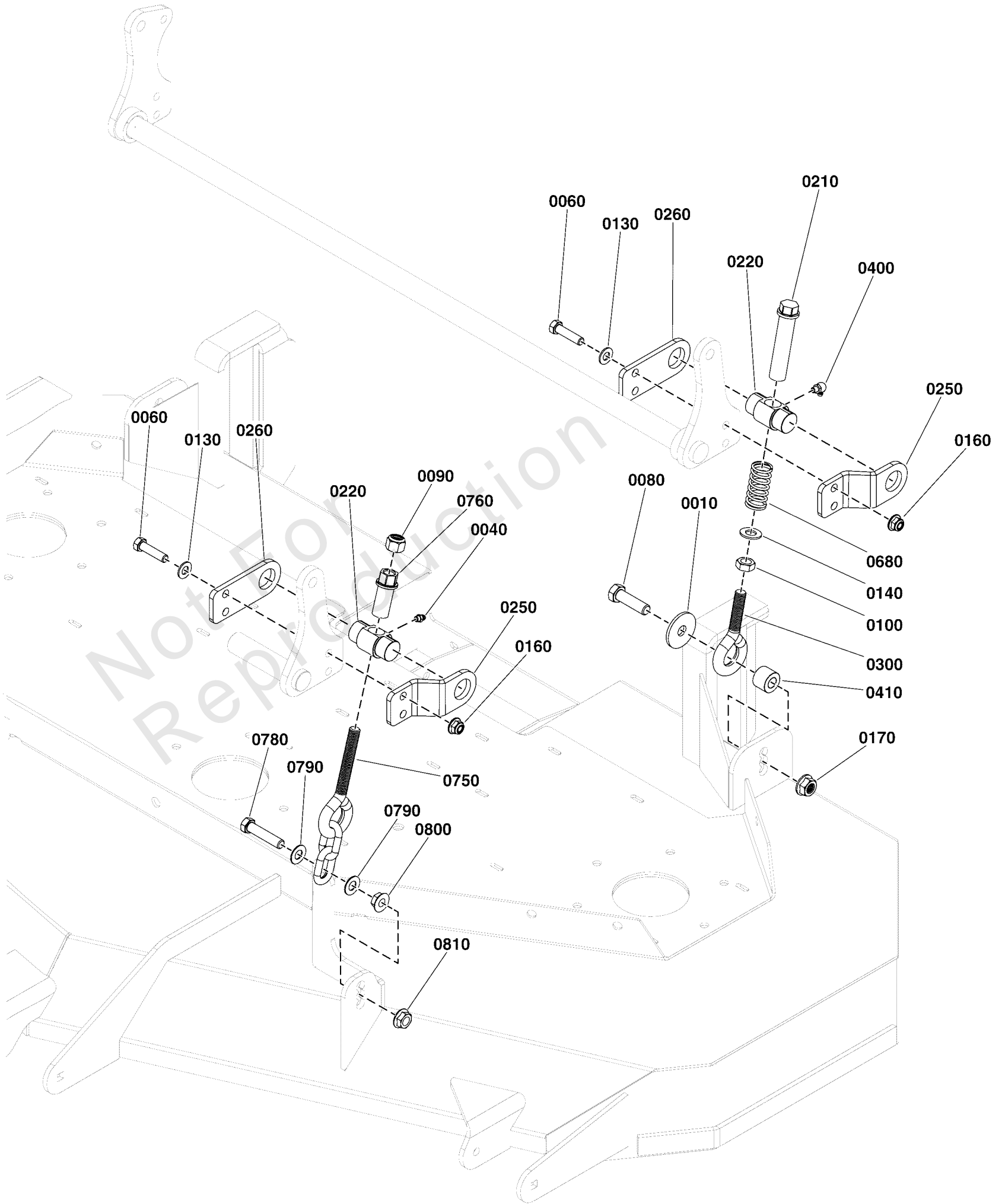
Not For
Reproduction

Model Components	Page
72" iCD+ Mower Deck Group - Deck Hangers.....	4
72" iCD+ Mower Deck Group - Housing, Covers, Spindles, and Blades.....	6
72" iCD+ Mower Deck Group - Pulleys, Belt & Idler Arm.....	8
72" iCD+ Mower Deck Group - Rollers.....	10
Decal Group - Brand and Model - Models w/ 72" Mower Deck.....	12
Decal Group - Safety & Operation - Models w/ 72" Mower Deck.....	14
Deck Lift Group - Models w/ 72" Mower Deck.....	16
Electrical Group.....	20
Electrical Schematic - Charging Circuit B&S 61A777.....	22
Electrical Schematic - Cranking Circuit B&S 61A777.....	24
Electrical Schematic - Ignition Grounding Circuit B&S 61A777.....	26
Electrical Schematic - PTO Op. Pres. Circuit B&S 61A777.....	28
Engine & PTO Group - Briggs & Stratton 61E877 S/N: 4002038355 and Above.....	30
Engine Remote Oil Tank, Hoses & Mount Group.....	32
Evap Group.....	34
Fuel Hose & Supply Group - Models w/ Briggs & Stratton Engine.....	36
Fuel Tank & Mount Group.....	38
Hydraulic Group.....	40
Instrument Control Panel Group.....	42
Main Frame & Front Casters Group - Models w/ 72" Mower Deck.....	44
Main Frame and Front Casters Group - Muffler Heat Shields.....	48
Motion Control Group.....	50
Neutral Lockout Group S/N: 4000089209 and Above.....	52
Operator Compartment Group - S/N: 2017890935 & Above.....	54
Parking Brake Group.....	56
Spindle Service Parts - 5104744.....	60
Transaxle Drive Group.....	62
Transaxle Service Parts Group - 5105286 / 5105285.....	64
Wheel and Tire Group.....	70
Torque Specification Chart.....	72

72" iCD+ Mower Deck Group - Deck Hangers

Note: Unless noted otherwise, use the standard torque specifications

Mfg. No: 5902170



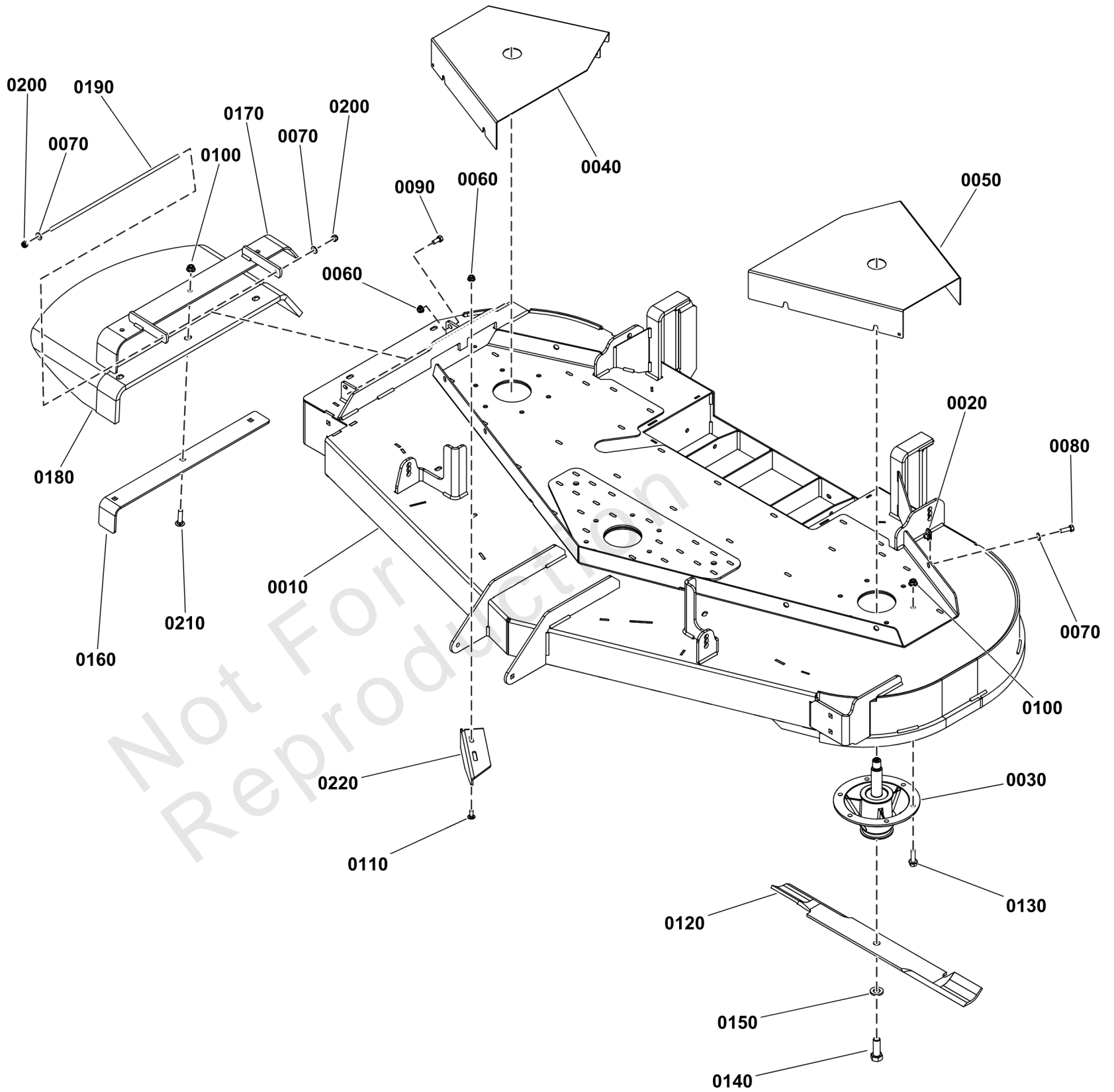
72" iCD+ Mower Deck Group - Deck Hangers

REF NO	PART NO	QTY	DESCRIPTION
0010	5103282	2	WASHER, .52 X 1.75 X .14, CZ
0040	5020095	2	GREASE FITTING, 1/4-28 Straight
0060	5025013X12	8	BOLT, 3/8-16 X 1-1/2" GD5 CZ
0080	5025017X14	2	BOLT, 1/2-13 X 1-3/4 GD5 CZ
0090	5025056	2	NUT, 1/2-13 HEX NYLON LOCK
0100	5025089	2	NUT, 1/2-20 Hex Jam
0130	5025156	8	WASHER, 3/8 SAE
0140	5025158	2	WASHER, 1/2 SAE
0160	5025394	8	NUT, 3/8 - 16 HEX NYLOCK FLANGE
0170	5025396	4	NUT, Hex Flange, Nylock, 1/2-13
0210	5109915FS	2	ADJUSTER, HEIGHT
0220	5104238	4	PIVOT, DECK LIFT TRUNION, GREASABLE
0250	5413899A	4	BRACKET, OUTER TRUNION MNT - BLK
0260	5413900A	4	BRACKET, INNER TRUNION MNT - BLK
0300	5025579	2	EYE BOLT, 1/2-20 X 4.25,1.88THRD,1EYE,CZ
0400	5025447	2	GREASE FITTING, 1/4-28 STRAIGHT, 90 DEGREE
0410	5045178	2	SPACER, .52 X 1.00 X .75, CZ
0680	5105582	2	SPRING, COMPRESSION, .76 X .97 X 2", BLK
0750	5104309	2	HANGER, FRONT DECK-2LINK, 5.5" EB
0760	5105629	2	ADJUSTER, SHORT, DECK LIFT, CZ
0780	80018782	2	CAPSCREW-HEX HD 7/16-14X2.000 G8 CL/ZC
0790	80004028	4	WSHR,7/16 ID X .065 THK, FLAT,ZINC/CLEAR
0800	5025533	2	NUT, HEX, 7/16-14, SER, FLG, GD5, YZ
0810	1930650	2	NUT-HEX FLANGE 7/16-14 TWO WAY LK GA BLK

72" iCD+ Mower Deck Group - Housing, Covers, Spindles, and Blades

Note: Unless noted otherwise, use the standard torque specifications

Mfg. No: 5902170



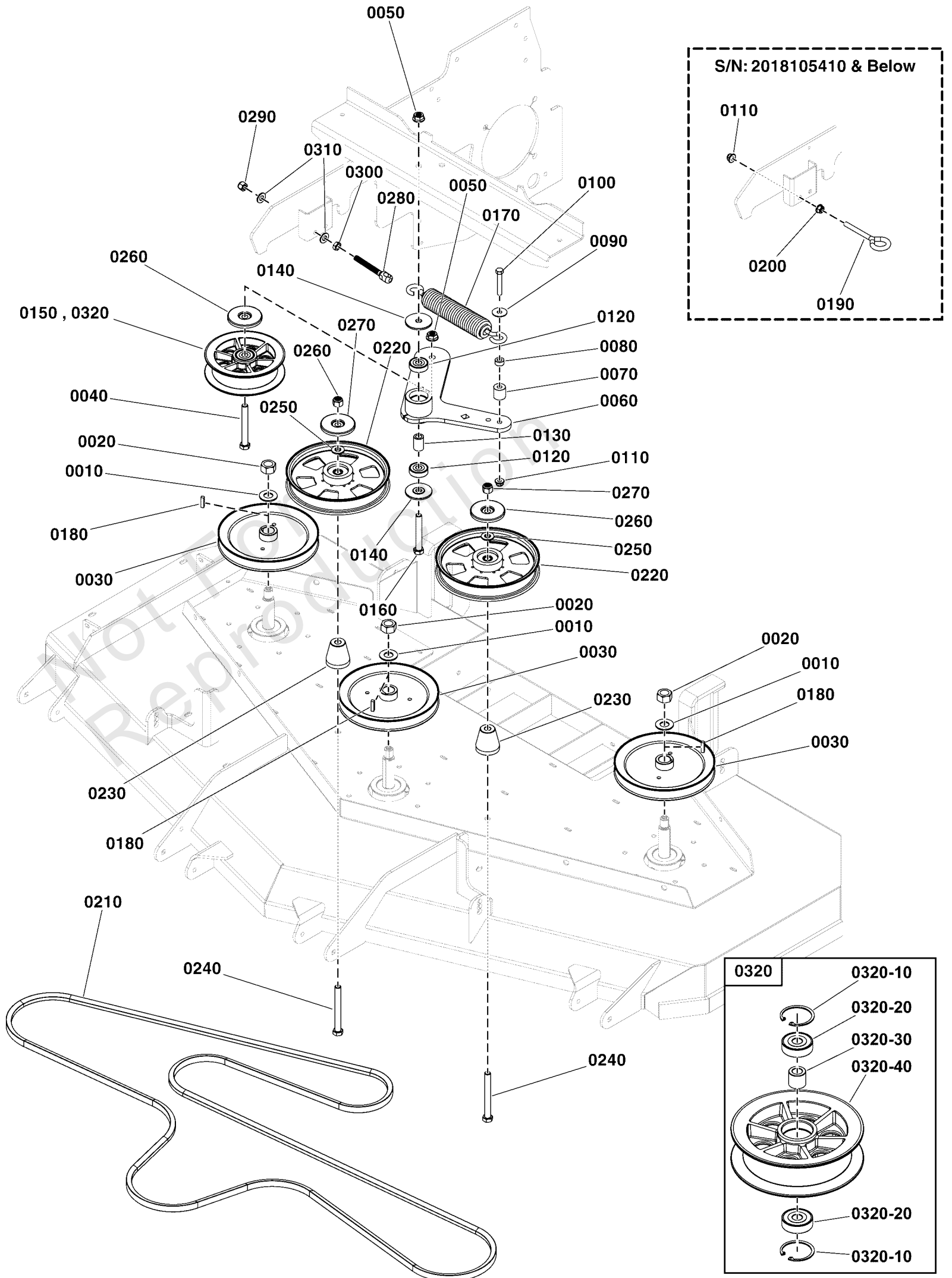
72" iCD+ Mower Deck Group - Housing, Covers, Spindles, and Blades

REF NO	PART NO	QTY	DESCRIPTION
0010	84010862	1	DECK SHELL w/Decals -(Includes safety decals).
0020	5022308SM	6	BODY CLIP, 5/16-18 X
0030	5104744YP	3	ASSEMBLY-SPINDLE
0040	5415449BFS	1	GUARD, RH
0050	5415450BFS	1	GUARD, Pulley
0060	5025392FS	3	NUT
0070	703350	8	WASHER
0080	5025011X8FS	6	BOLT
0090	5025011X6SM	1	BOLT, 5/16-18 X 3/4"
0100	5025394SM	21	NUT, 3/8-16 HEX NYLOCK
0110	5025145X6SM	2	BOLT, 5/16-18 X 3/4",
0120	5102227S	1	BLADE, 25 X 25 X 2.50, HIGH LIFT (SET OF 3) -(Set of 3 blades)
0130	5025390X10FS	18	BOLT -(Torque spindle mounting bolts to 17 ft. lbs. (23 Nm)
0140	770136	3	BOLT -(Torque blade mounting bolt to 70 ft. lbs. (94 Nm)
0150	5025477SM	3	WASHER, 5/8" YZ
0160	84003245	1	PLATE, SUPPORT
0170	84008171	1	MOUNT
0180	84011105	1	CHUTE, Discharge
0190	5061300FS	1	ROD
0200	5025045SM	2	NUT, 5/16-24 HEX NYLO
0210	5025146X12YP	3	BOLT, 3/8-16 X 1-1/2
0220	5407876AYP	1	DEFLECTOR

72" iCD+ Mower Deck Group - Pulleys, Belt & Idler Arm

Note: Unless noted otherwise, use the standard torque specifications

Mfg. No: 5902170



72" iCD+ Mower Deck Group - Pulleys, Belt & Idler Arm

REF NO	PART NO	QTY	DESCRIPTION
0010	5025406	3	WASHER, 3/4 BELLEVILLE CL/ZC
0020	5025405	3	NUT, 3/4-16 Hex
0030	5105056	3	PULLEY, 5V SEC, 8.37" OB X .985" ID
0040	5025017X32	1	BOLT, 1/2-13 X 4" GD5 CZ
0050	5025396	2	NUT, Hex Flange, Nylock, 1/2-13
0060	5416473A	1	WELD, IDLER ARM, MOWER DECK,SRS Z3 - BLK
0070	5100896	1	SPACER, .390 X 1.00 X 1.00 -YZ
0080	5044933	1	SPACER, .39 X .75 X .38, PM, CZ
0090	5025165	1	WASHER, 3/8" Fender
0100	5025013X18	1	BOLT, 3/8-16 X 2-1/4" GD5 CZ
0110	5025394	1	NUT, 3/8 - 16 HEX NYLOCK FLANGE -(Qty: 2 - S/N: 2018105410 & Below)
0120	5104383	2	BEARING, 6203-1/2", SEALED
0130	5104456	1	SPACER, .51 X .84 X 1.22, PM, CZ
0140	5104379	2	SPACER, IDLER ARM, 1/2 X 2.25
0150	-----	1	NLA - IDLER PULLEY -(S/N: 4001876772 & Below)(Refer to Note: *)
0160	5025017X28	1	BOLT, 1/2-13 X 3-1/2, HEX HD, GD5, CZ (SV)
0170	5105092	1	SPRING, 1.52" OD X 10.70" FL X .234" WIRE, BLK
0180	5050407X20	3	KEY, 1/4 SQ X 2-1/2
0190	5023497	1	EYE BOLT, 3/8-16 X 5, 2.88THRD, 1EYE, CZ -(S/N: 2018105410 & Below)
0200	5025128	1	NUT, 3/8-16 Hex Large Serrated Flange -(S/N: 2018105410 & Below)
0210	5103670	1	BELT SPB4359 772T 172.75EL
0220	5105454	2	IDLER, 8" BACK SIDE, 1/2" ID, BLK ECOAT
0230	5105523	2	SPACER, .515 X 1.25 X 2.06, CZ -(S/N: 4001759914 and below)
0230	5109520	2	SPACER, .52 X 2.00 X 1.88, CZ -(S/N: 4001759915 and above)
0240	5025017X36	2	BOLT, 1/2-13 X 4-1/2" GD5 YZ
0250	5025158	2	WASHER, 1/2 SAE
0260	5105041	3	SHIELD, PULLEY, 1/2"ID X 2-7/8"OD, CZ
0270	5025056	2	NUT, 1/2-13 HEX NYLON LOCK
0280	5105844	1	SPRING PULLER, 1/2-20, 5.00 -(S/N: 2018105411 & Above)
0290	5025098	1	NUT, Hex, Nylon Lock, 1/2-20 -(S/N: 2018105411 & Above)
0300	5025089	1	NUT, 1/2-20 Hex Jam -(S/N: 2018105411 & Above)
0310	5025158	4	WASHER, 1/2 SAE -(S/N: 2018105411 & Above)
0320	5109029	1	PULLEY, IDLER, 5.50, CI -(S/N: 4001876773 & Above)(Includes items # 0320-10 to 0320-40).
0320-10	5020865	2	SNAP RING, Internal -(S/N: 4001876773 & Above)
0320-20	5109021	2	BEARING, 6203-3RC3-1/2SR12-Q -(S/N: 4001876773 & Above)
0320-30	5105011	1	SPACER, .505 X .875 X .805, CZ -(S/N: 4001876773 & Above)
0320-40	-----	1	PULLEY HOUSING -(S/N: 4001876773 & Above)(Refer to Note: *)

Footnotes:

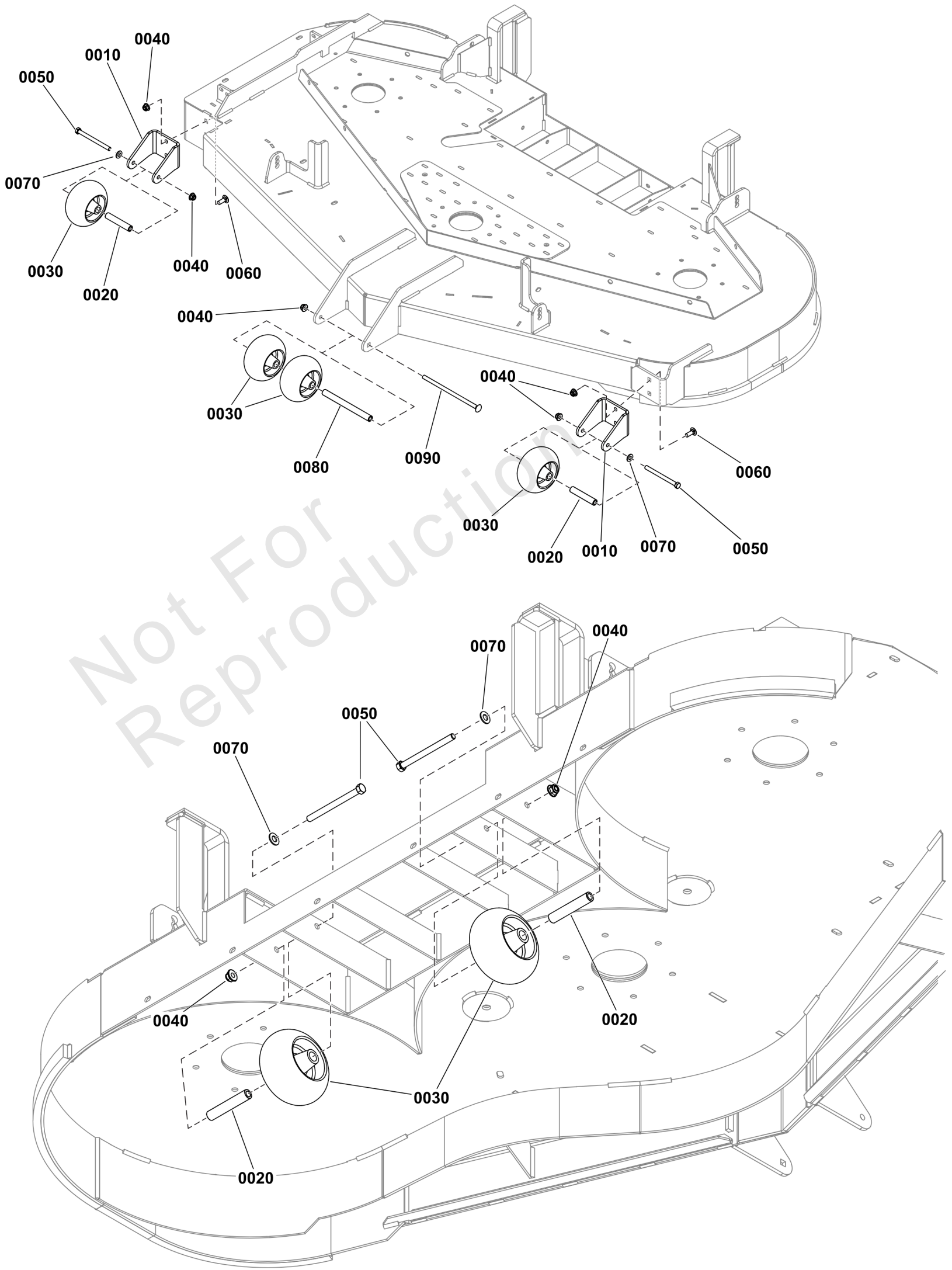
Note: *Replace with item #0320.

Note: *When replacing this pulley, order the higher serial number pulley.

72" iCD+ Mower Deck Group - Rollers

Note: Unless noted otherwise, use the standard torque specifications

Mfg. No: 5902170



72" iCD+ Mower Deck Group - Rollers

REF NO	PART NO	QTY	DESCRIPTION
0010	84010863	2	MOUNT, Roller
0020	5105554YP	4	SPACER
0030	5105521FS	6	WHEEL
0040	5025394SM	9	NUT, 3/8-16 HEX NYLOCK
0050	5025146X36YP	4	BOLT
0060	703814	4	BOLT, RD HD, 3/8-16X1
0070	5025156FS	4	WASHER
0080	84007855	1	SPACER
0090	84007856	1	BOLT, Carriage 3/8-16 X 8

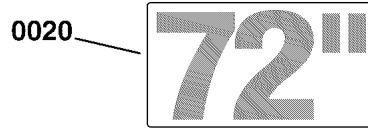
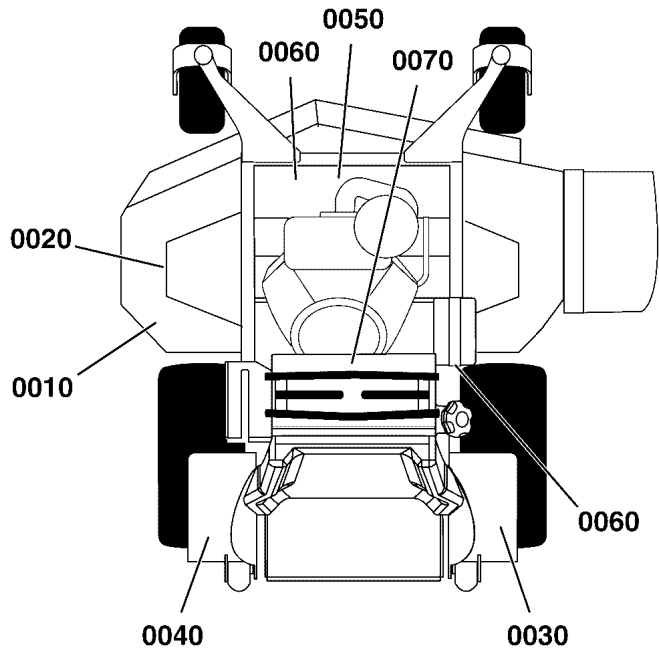
Not For Reproduction

Decal Group - Brand and Model - Models w/ 72" Mower Deck

Note: Unless noted otherwise, use the standard torque specifications

Mfg. No: 5902170

5305033



Decal Group - Brand and Model - Models w/ 72" Mower Deck

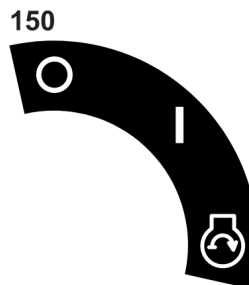
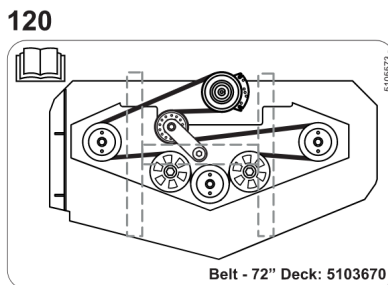
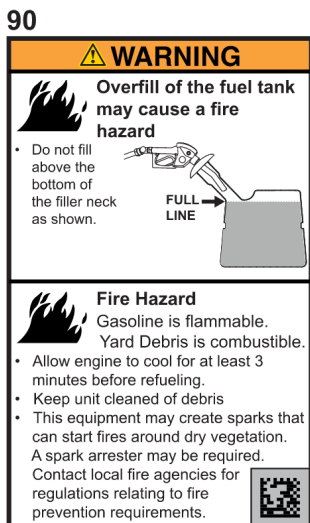
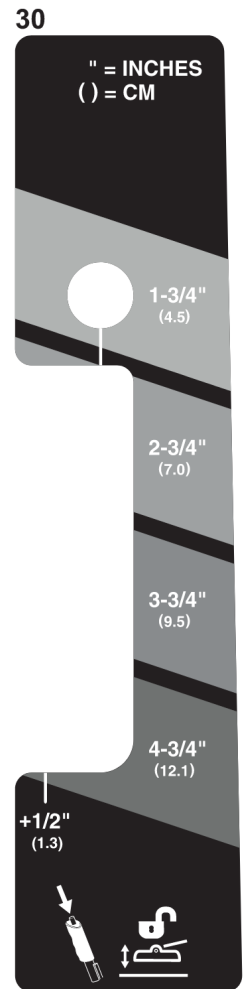
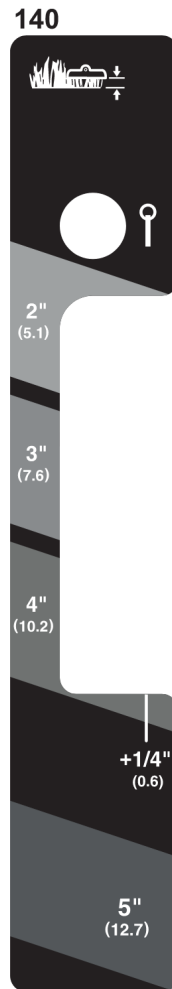
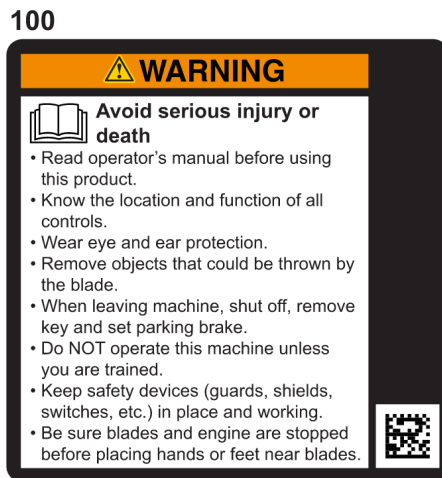
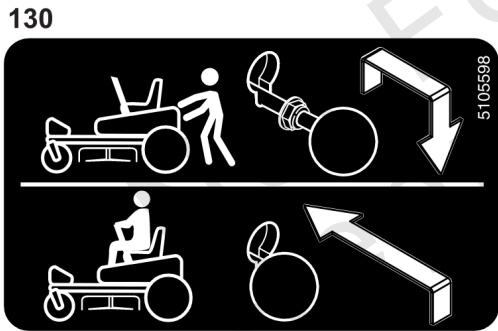
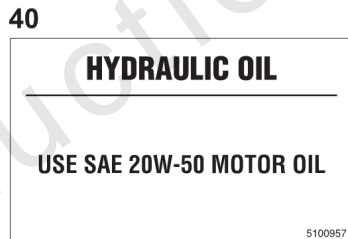
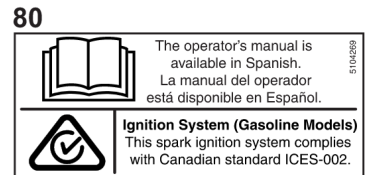
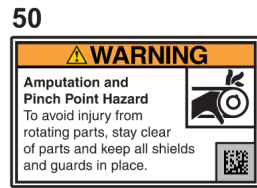
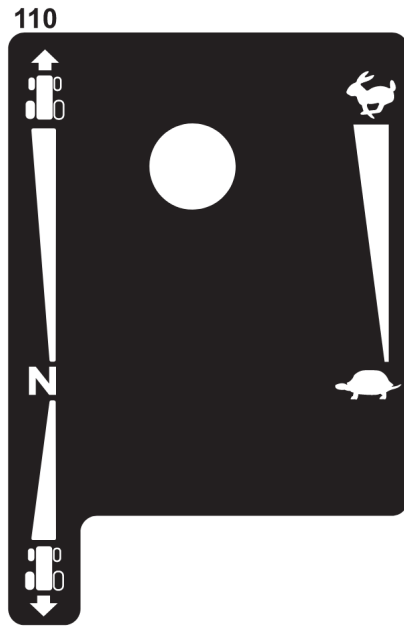
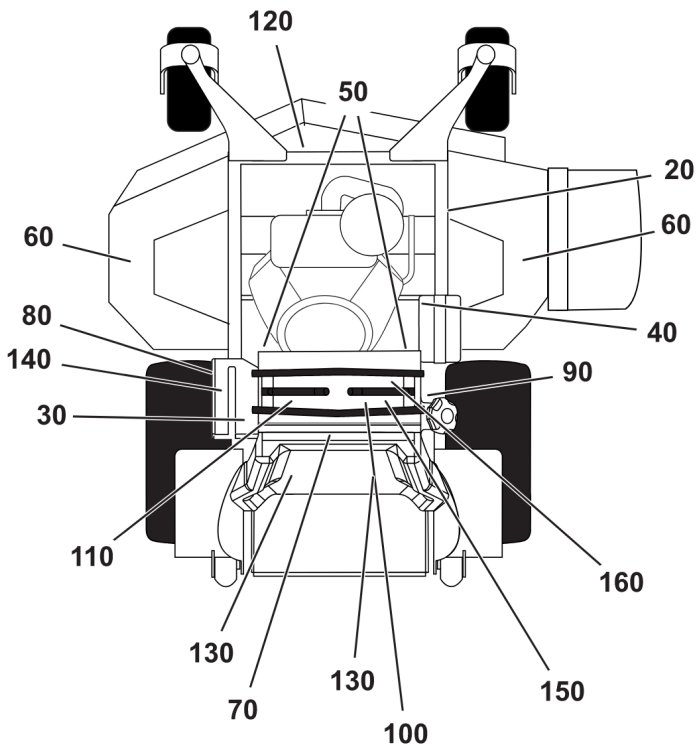
REF NO	PART NO	QTY	DESCRIPTION
0010	5102210	1	DECAL, iCD CUTTING SYSTEM
0020	5022814	1	DECAL, 72"
0030	84008402	1	DECAL, Model, Right Hand
0040	84008403	1	DECAL, Model, Left Hand
0050	5104724	1	DECAL, FERRIS LOGO, MEDIUM
0060	5105446	2	DECAL, MODEL, SRSZ3
0070	5103799	1	DECAL, FERRIS, 2.23" X 11.39"

Not For Reproduction

Decal Group - Safety & Operation - Models w/ 72" Mower Deck

Note: Unless noted otherwise, use the standard torque specifications

Mfg. No: 5902170



Decal Group - Safety & Operation - Models w/ 72" Mower Deck

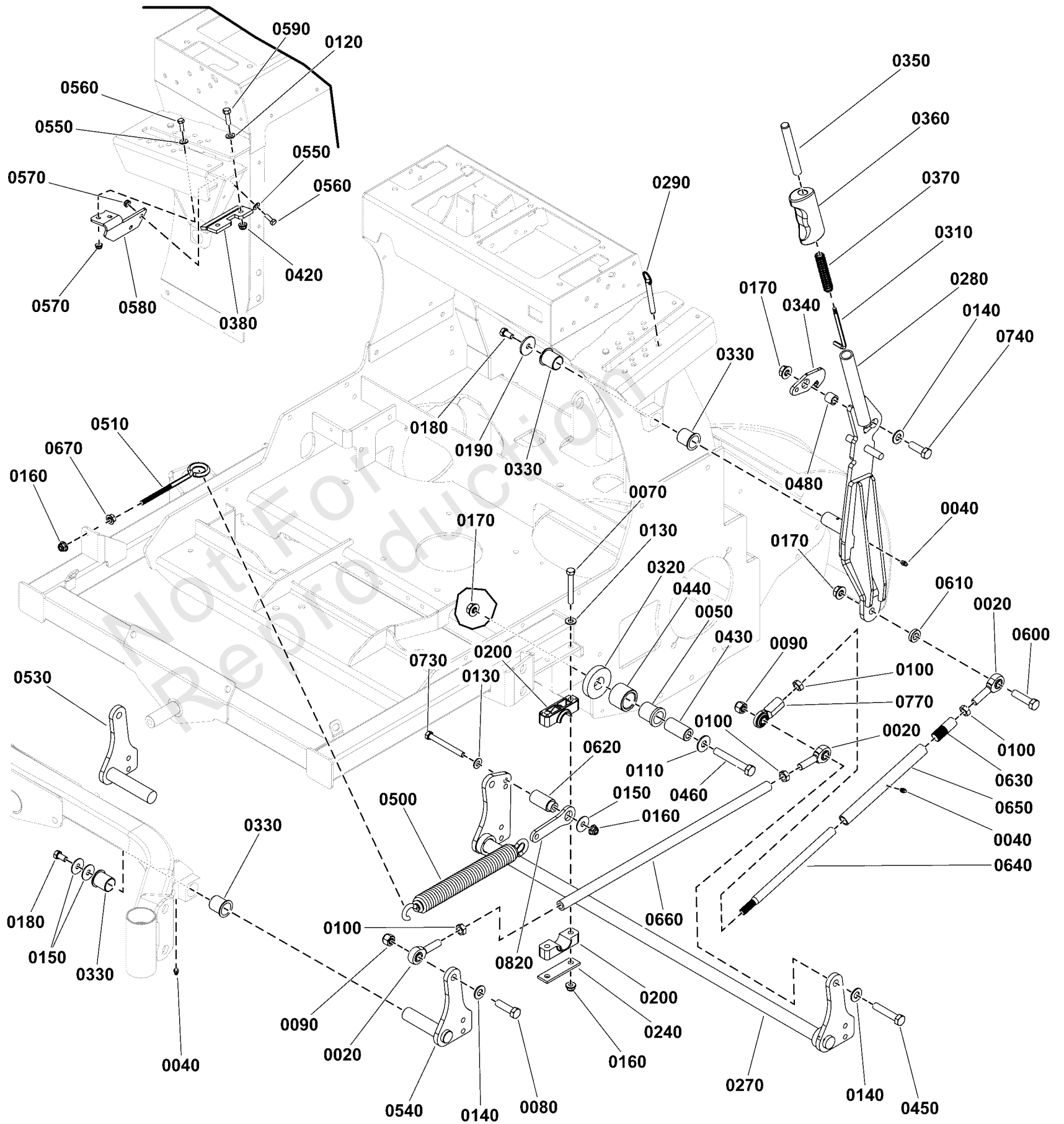
REF NO	PART NO	QTY	DESCRIPTION
20	84008198	1	DECAL, Warning/Safety, Pinch Point
30	84008592	1	DECAL, Cutting Height
40	84007908	1	DECAL, Oil -(Located on battery box mount.)
50	84008200	2	DECAL, Warning/Safety, Hand in Belt -(Located on engine deck by transmission fans.)
60	84007896	2	DECAL, Danger, Cut Hand/Foot
70	84008378	1	DECAL, Danger
80	5104269FS	1	DECAL -(Located on tower underneath deck lift box.)
90	84008443	1	DECAL, Warning/Safety
100	84008379	1	DECAL, Warning/Safety
110	84008405	1	DECAL, Controls
120	5105573FS	1	DECAL, Instruction
130	5105598FS	2	DECAL, INSTRUCTION -(Located by transmission release levers.)
140	84008591	1	DECAL, Cutting Height
150	5048970SM	1	DECAL, Ignition Switch
160	84008406	1	DECAL, Controls

Deck Lift Group - Models w/ 72" Mower Deck

Note: Unless noted otherwise, use the standard torque specifications

Mfg. No: 5902170

Left Hand Components shown.
Unless otherwise noted Right Hand
Components are identical.



Deck Lift Group - Models w/ 72" Mower Deck

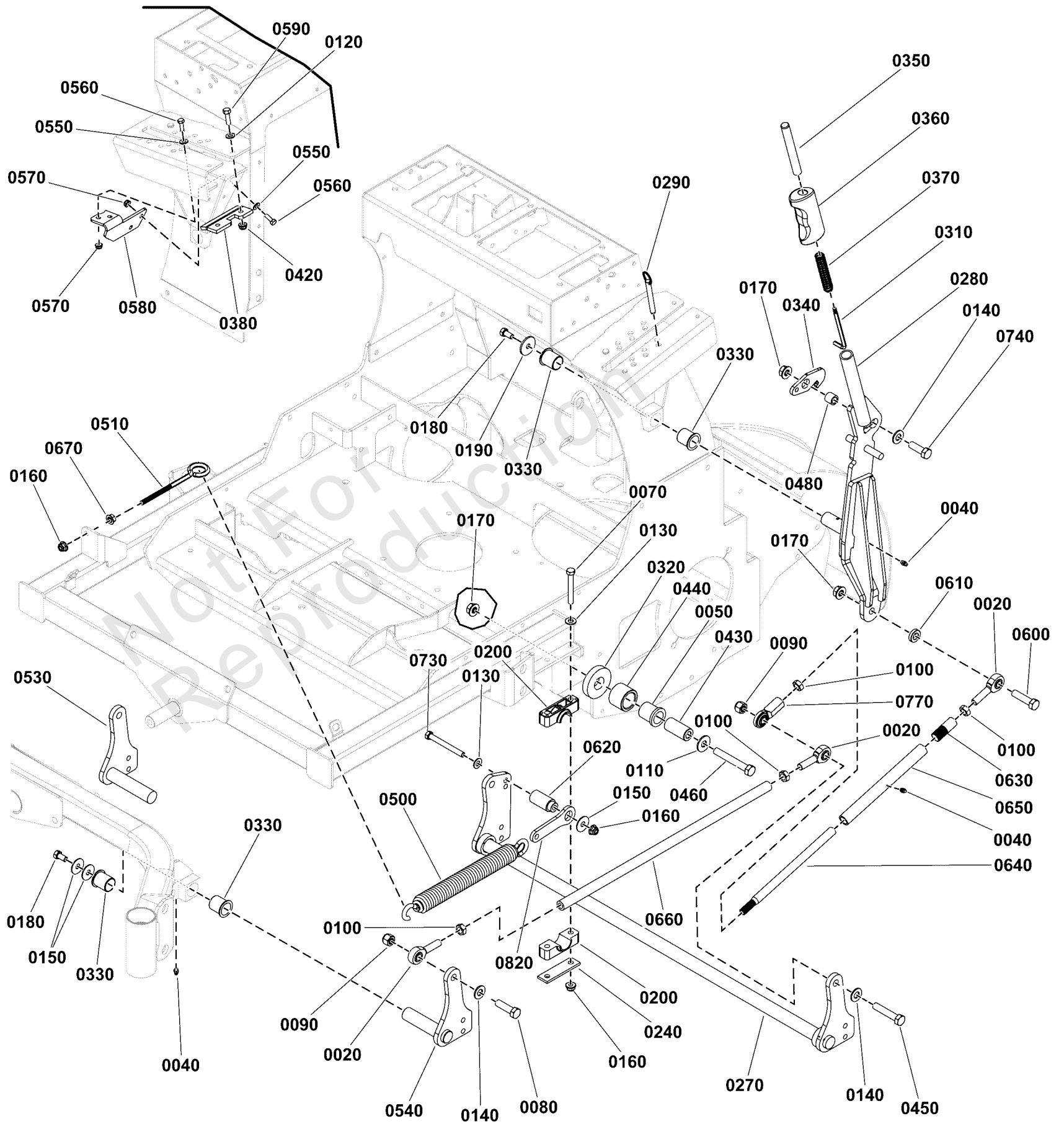
REF NO	PART NO	QTY	DESCRIPTION
0020	5104267	5	BALL JOINT, 1/2-20, RH, MALE, METAL RACE
0040	5020095	4	GREASE FITTING, 1/4-28 Straight
0050	5021541	2	BUSHING, FLANGE
0070	5025013X22	4	BOLT, 3/8-16 X 2-3/4" GD5 CZ
0080	5025017X14	3	BOLT, 1/2-13 X 1-3/4 GD5 CZ -(Both front and right rear deck lift rod connection points).
0090	5025056	4	NUT, 1/2-13 HEX NYLON LOCK
0100	5025089	6	NUT, 1/2-20 Hex Jam
0110	5025150	2	WASHER, 1/2" USSZ
0120	5025155	2	WASHER, 5/16" SAE
0130	5025156	5	WASHER, 3/8 SAE
0140	5025158	5	WASHER, 1/2 SAE
0150	5025165	5	WASHER, 3/8" Fender
0160	5025394	6	NUT, 3/8 - 16 HEX NYLOCK FLANGE
0170	5025396	4	NUT, Hex Flange, Nylock, 1/2-13
0180	5025443	3	BOLT, 3/8-16 X 3/4, PLT W/PATCH
0190	5100548	1	WASHER, .390 X 1.50 X .109, YZ
0200	5100634	4	PIVOT BLOCK, PLASTIC
0240	5403925AA	2	PLATE, PIVOT BLOCK SUPPORT - BLK
0270	5415156A	1	WELD, SHAFT, DECK LIFT, SRSZ3 - BLK
0280	5421638AA	1	WELD, DECK LIFT LEVER, SRSZ3 - BLK
0290	5104610	1	PIN, HITCH, 3/8" DIA X 2.5" EL, CZ
0310	5105322	1	ROD, DECK LIFT LATCH
0320	5061010	2	WASHER, FRICTION
0330	5023343	6	BUSHING, 1.00 X 1.13 X 1.38, Plastic
0340	5414040AA	1	PLATE, LATCH, PUSH BUTTON LIFT - BLK
0350	5105323	1	BUTTON, PUSH, DECK LIFT, THREADED
0360	1722291	1	GRIP,LIFT LEVER
0370	1723321	1	SPRING-COMP 0.715ODX 03.85 LG
0380	5414171A	1	PLATE, LATCH GUIDE - BLK
0420	5025392	2	NUT, 5/16-18 HEX NYLOCK FLANGE NUT
0430	5100732	2	SPACER, .52 X 1.00 X 2.09 - SS
0440	5100731	2	ROLLER, DECK HEIGHT
0450	5025017X20	1	BOLT, 1/2-13 X 2-1/2" GD5 CZ
0460	5025017X28	2	BOLT, 1/2-13 X 3-1/2, HEX HD, GD5, CZ (SV)
0480	5048049	1	SPACER, .50 X .75 X .66, CZ
0500	5105092	1	SPRING, 1.52" OD X 10.70" FL X .234" WIRE, BLK
0510	5023497	1	EYE BOLT, 3/8-16 X 5, 2.88THRD, 1EYE, CZ
0530	84008736	1	PIVOT, RH
0540	84008735	1	PIVOT, LH
0550	5025154	4	WASHER, 1/4 SAE
0560	5025010X6	4	BOLT, 1/4"-20 X 3/4" GD5 YZ
0570	5025391	4	NUT, 1/4-20 Hex Nylock Flange
0580	84008584	1	PLATE, Support
0590	5025011X8	2	BOLT, 5/16-18 X 1" GRD5 YZ
0600	5025017X16	1	BOLT, 1/2-13 X 2" GD5 CZ
0610	5101376	1	SPACER, .52 X 1.00 X .25, CZ
0620	5105586	1	SPACER, STEP, .390 X 1.00 X 2.13, CZ
0630	5105653	1	ROD, .88 X 1.50, THREADED, CZ
0640	5105654	1	ROD, .63 X 10.00, THREADED W/FLATS, CZ
0650	5105655	1	TUBE, .641 X .88OD X 8.75, THREADED, CZ

Deck Lift Group - Models w/ 72" Mower Deck

Note: Unless noted otherwise, use the standard torque specifications

Mfg. No: 5902170

Left Hand Components shown.
Unless otherwise noted Right Hand
Components are identical.



Deck Lift Group - Models w/ 72" Mower Deck

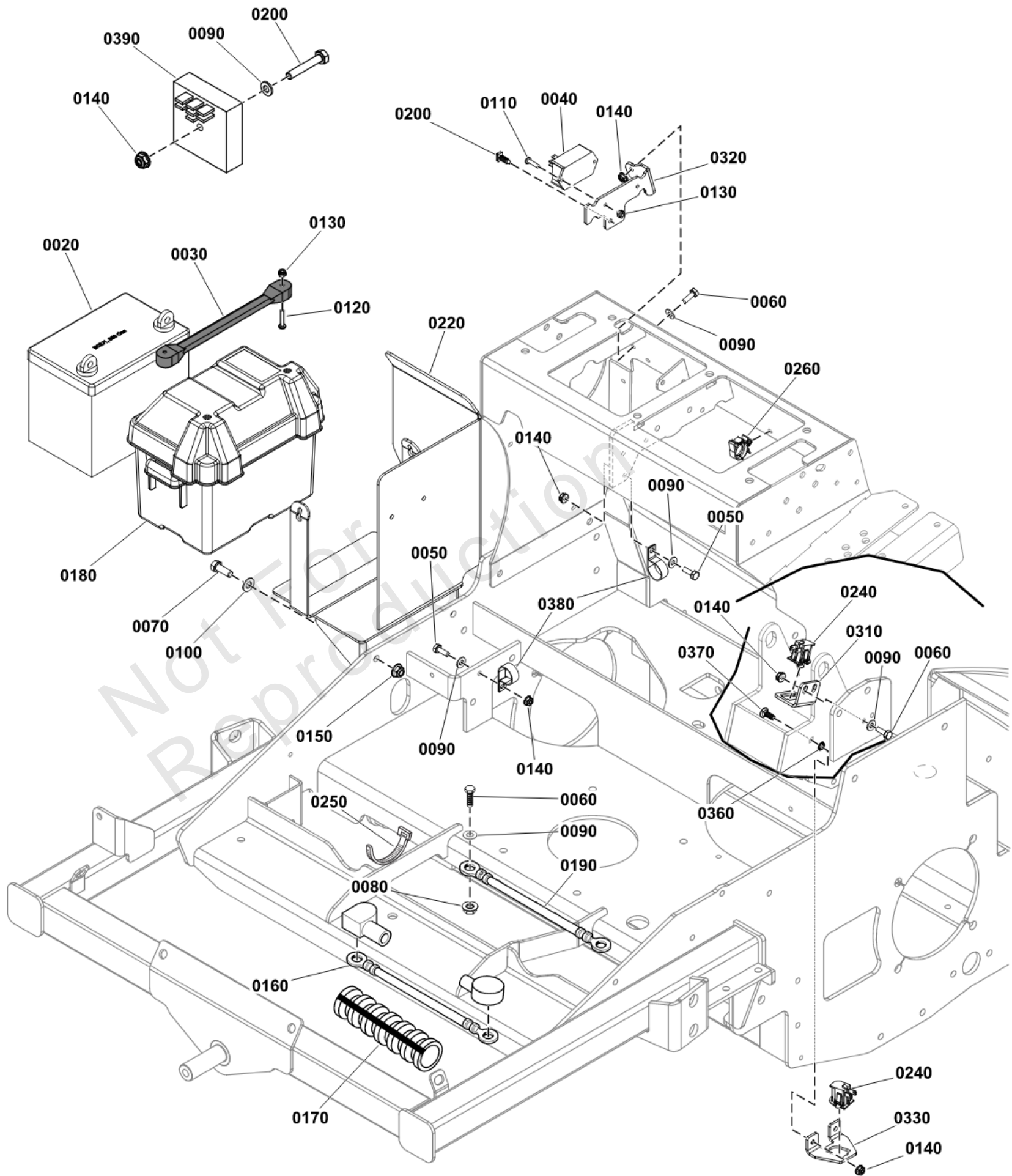
REF NO	PART NO	QTY	DESCRIPTION
0660	5105134	2	ROD, .75 X 25.00 TAPPED, 1/2-20, CZ
0670	5025084	1	NUT, 3/8-16 HEX JAM
0730	5025013X28	1	BOLT, 3/8-16 X 3-1/2" GD5 CZ
0740	5025017X12	1	BOLT, 1/2-13 X 1-1/2 GD5 CZ
0770	1702779	1	JOINT-BALL .500-20 THD .500ID, CLR ZINC
0820	5416881A	1	LINK, DECK SPRING

Not For Reproduction

Electrical Group

Note: Unless noted otherwise, use the standard torque specifications

Mfg. No: 5902170



0210 - WIRE HARNESS, STANDON, WIRING

0280 - WIRE HARNESS, JUMPER, BRIGGS EFI, 16 PIN

0340 - WIRE HARNESS JUMPER, BRAKE SWITCH

Electrical Group

REF NO	PART NO	QTY	DESCRIPTION
0020	-----	1	BATTERY, 11U1L, 350 CCA -(Refer to Note: *)
0030	5021670SM	1	STRAP, RUBBER
0040	5104879FS	1	MODULE
0050	703338	2	BOLT,1/4-20X5/8
0060	5025010X8SM	3	BOLT, 1/4-20 X 1", GD
0070	5025013X8SM	2	BOLT, 3/8-16 X 1" GD5
0080	5025126FS	2	NUT
0090	84007033	8	WASHER
0100	5025156FS	2	WASHER
0110	5025179X6SM	2	SCREW - #10-24
0120	5025270SM	2	SCREW, #10-24 X 1" RS
0130	5025271FS	4	NUT
0140	5025391FS	6	NUT
0150	5025394SM	2	NUT, 3/8-16 HEX NYLOCK
0160	5021542SM	1	BATTERY CABLE, POSITI
0170	5050927X19FS	1	WIRE, Loom
0180	5100688YP	1	BATTERY BOX, W/ DRAIN
0190	5101396YP	1	CABLE-BATTERY, BLACK
0200	5025010X12SM	1	BOLT, 1/4-20
0210	5105537FS	1	HARNESS, WIRING
0220	5416573BFS	1	WELDMENT
0240	1732004SM	2	SWITCH-PUSH BUTTON
0250	5021029SM	3	TIE, Cable 11" Long
0260	5104705YP	5	CLIP
0280	84006567	1	HARNESS, Jumper
0310	5416656AA	1	PLATE, BRAKE SWITCH, Z3 - BLK
0320	5415790AA	1	PLATE, WIRE GUIDE / TDM MOUNT, EFI - BLACK
0330	5105692FS	1	PLATE, SWITCH
0340	5416834FS	1	HARNESS, JUMPER
0360	703826	2	BOLT, PUSHNUT 1/4
0370	703575	4	BOLT, 1/4-20X.750, SQ
0380	5021500FS	2	CLAMP
0390	84006408	1	MODULE, Throttle Control

Footnotes:

Note: *Not for sale. Obtain locally.

Electrical Schematic - Charging Circuit B&S 61A777

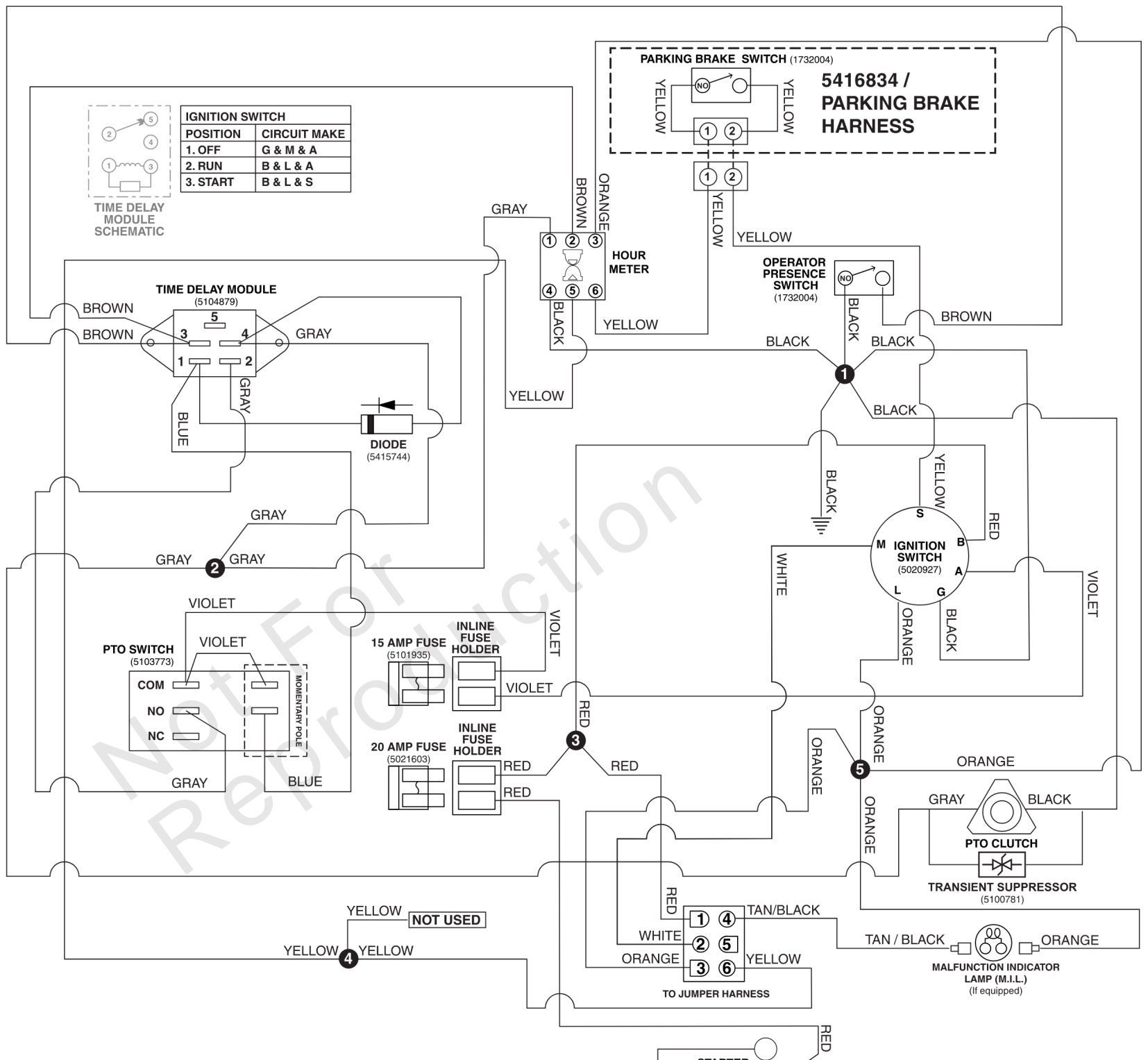
Note: Unless noted otherwise, use the standard torque specifications

Mfg. No: 5902170

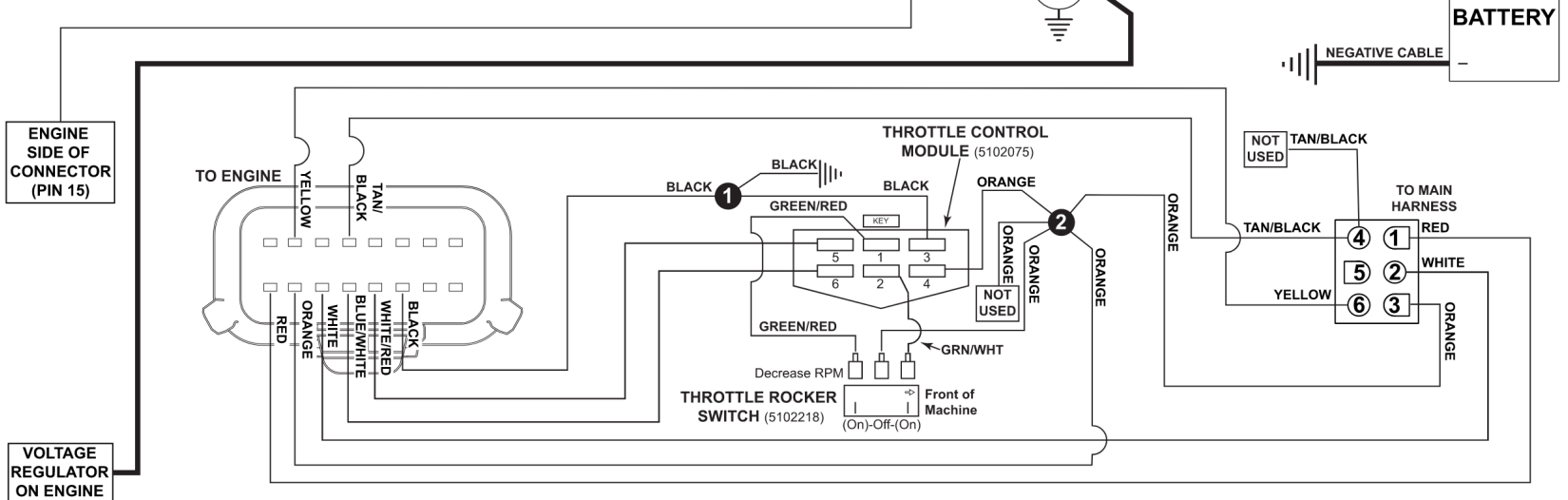
5105537 / SRS MAIN WIRE HARNESS - BRIGGS & STRATTON 61A777 ENGINES

5105537I

(If internal schematic of the switch is not shown, the image of the switch represents the back view of the connector as it is connected to the switch.)



5108058 / JUMPER HARNESS



Electrical Schematic - Charging Circuit B&S 61A777

REF NO	PART NO	QTY	DESCRIPTION
5105537	5105537FS	1	HARNESS, WIRING
5108058	84006567	1	HARNESS, Jumper
5416834	5416834FS	1	HARNESS, JUMPER

Not For Reproduction

Electrical Schematic - Cranking Circuit B&S 61A777

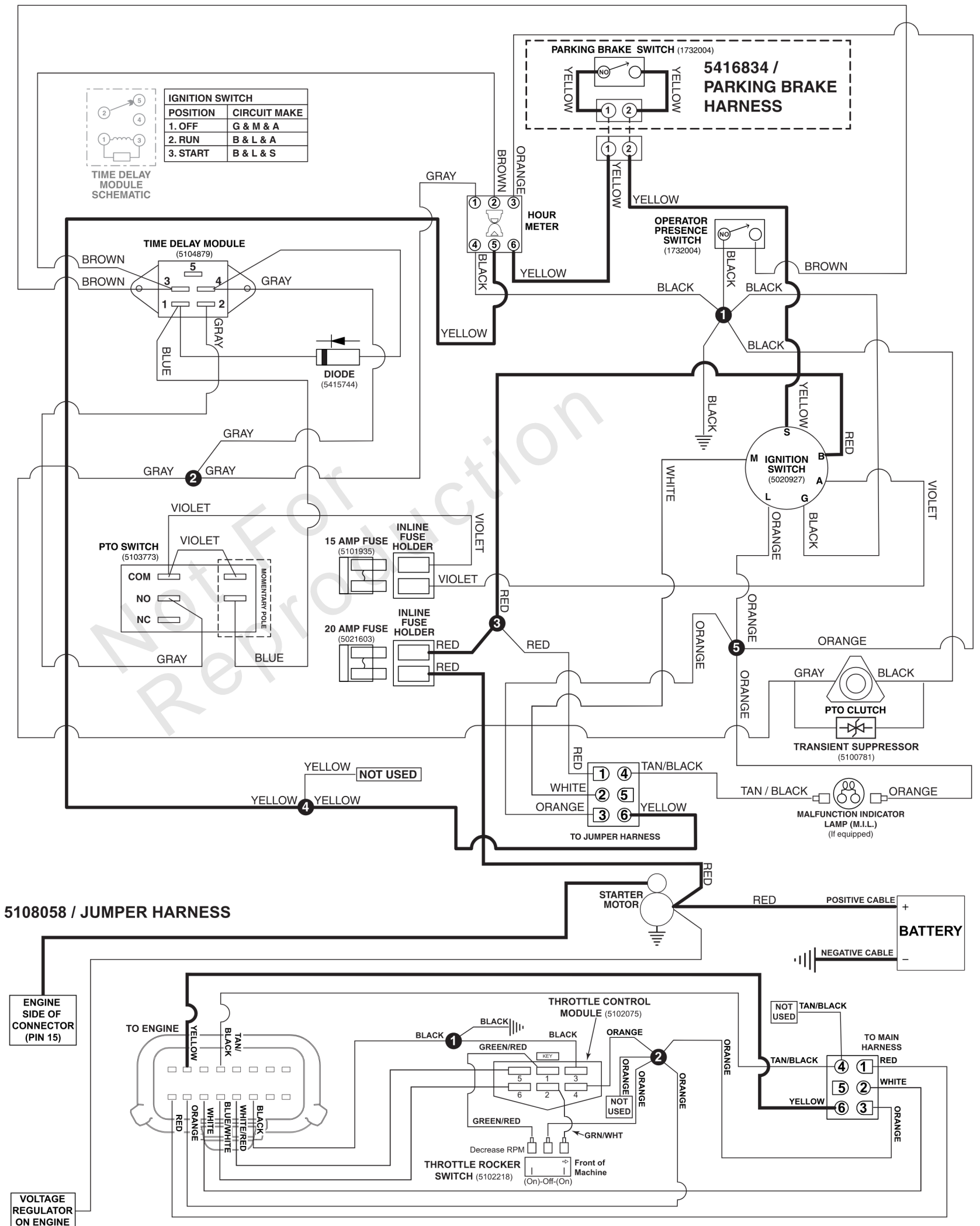
Note: Unless noted otherwise, use the standard torque specifications

Mfg. No: 5902170

5105537 / SRS MAIN WIRE HARNESS - BRIGGS & STRATTON 61A777 ENGINES

5105537I

(If internal schematic of the switch is not shown, the image of the switch represents the back view of the connector as it is connected to the switch.)



Electrical Schematic - Cranking Circuit B&S 61A777

REF NO	PART NO	QTY	DESCRIPTION
5105537	5105537FS	1	HARNESS, WIRING
5108058	84006567	1	HARNESS, Jumper
5416834	5416834FS	1	HARNESS, JUMPER

Not For Reproduction

Electrical Schematic - Ignition Grounding Circuit B&S 61A777

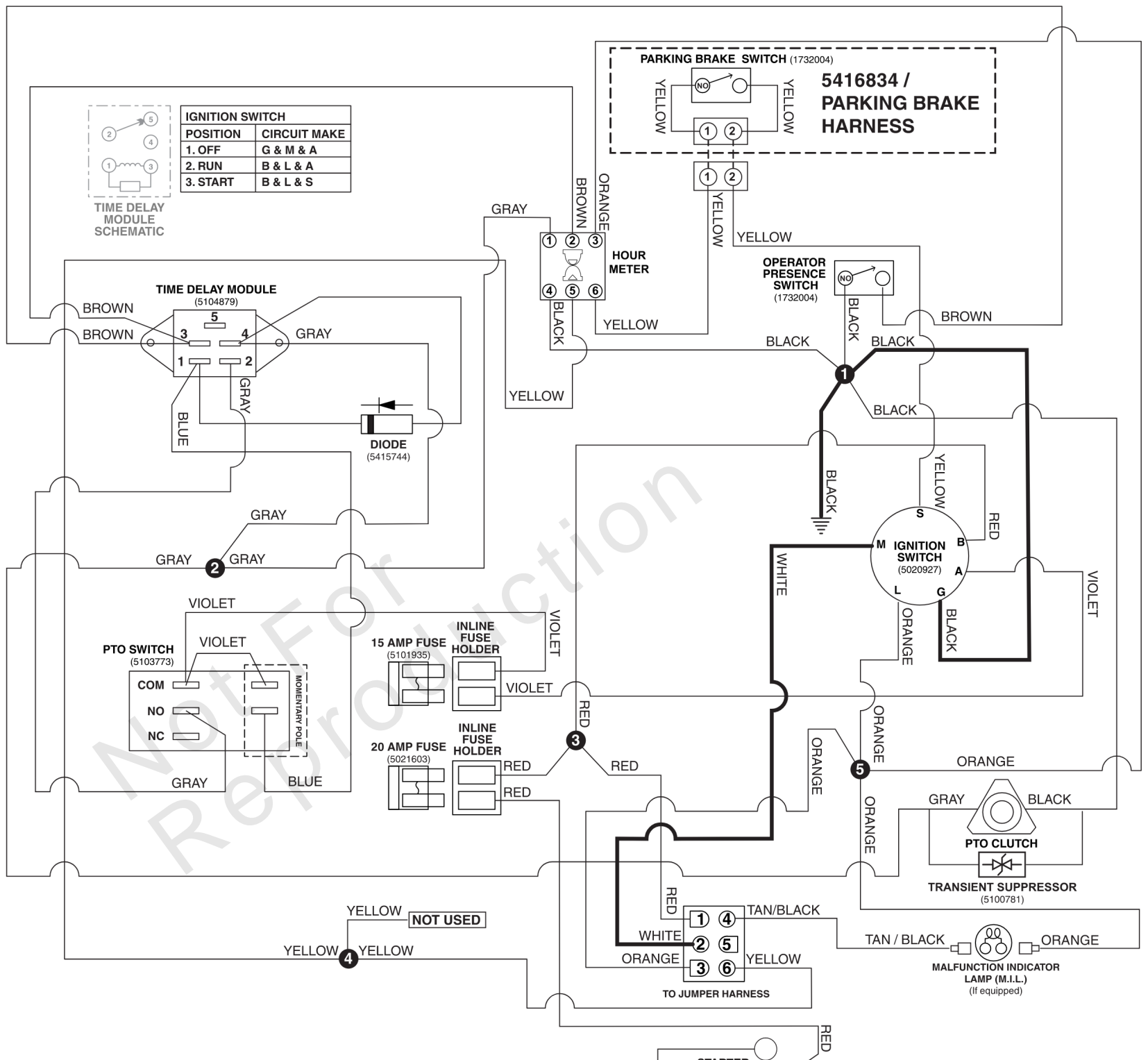
Note: Unless noted otherwise, use the standard torque specifications

Mfg. No: 5902170

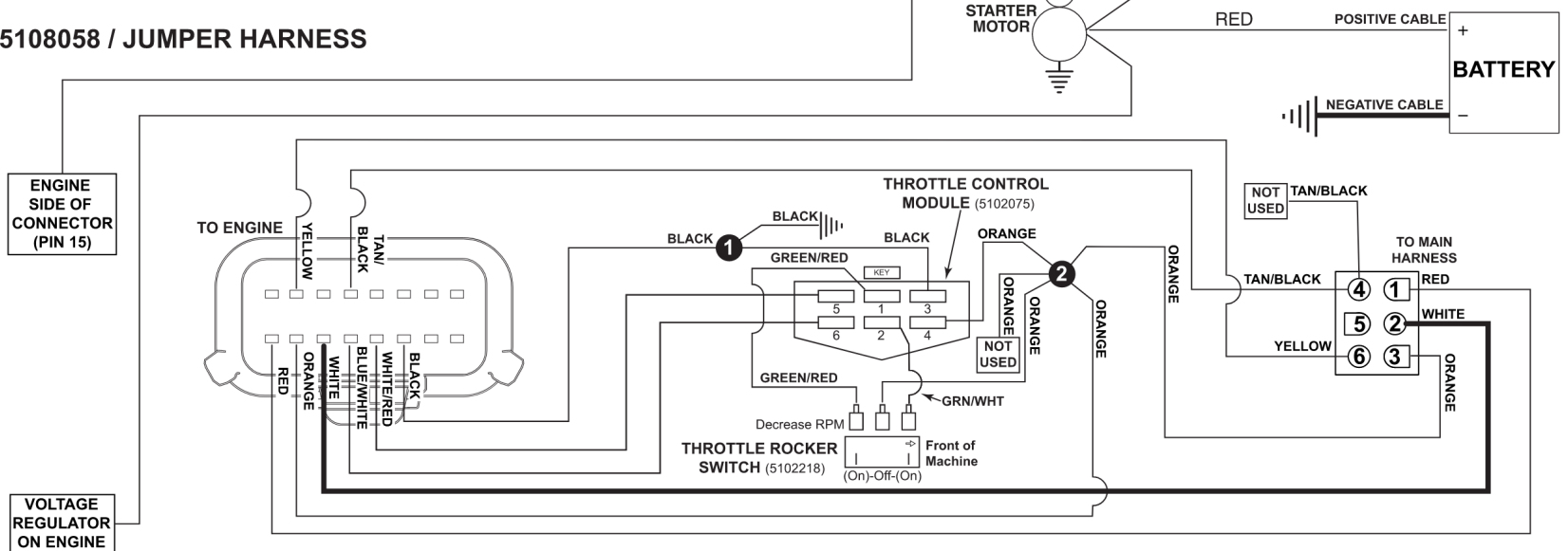
5105537 / SRS MAIN WIRE HARNESS - BRIGGS & STRATTON 61A777 ENGINES

5105537I

(If internal schematic of the switch is not shown, the image of the switch represents the back view of the connector as it is connected to the switch.)



5108058 / JUMPER HARNESS



Electrical Schematic - Ignition Grounding Circuit B&S 61A777

REF NO	PART NO	QTY	DESCRIPTION
5105537	5105537FS	1	HARNESS, WIRING
5108058	84006567	1	HARNESS, Jumper
5416834	5416834FS	1	HARNESS, JUMPER

Not For Reproduction

Electrical Schematic - PTO Op. Pres. Circuit B&S 61A777

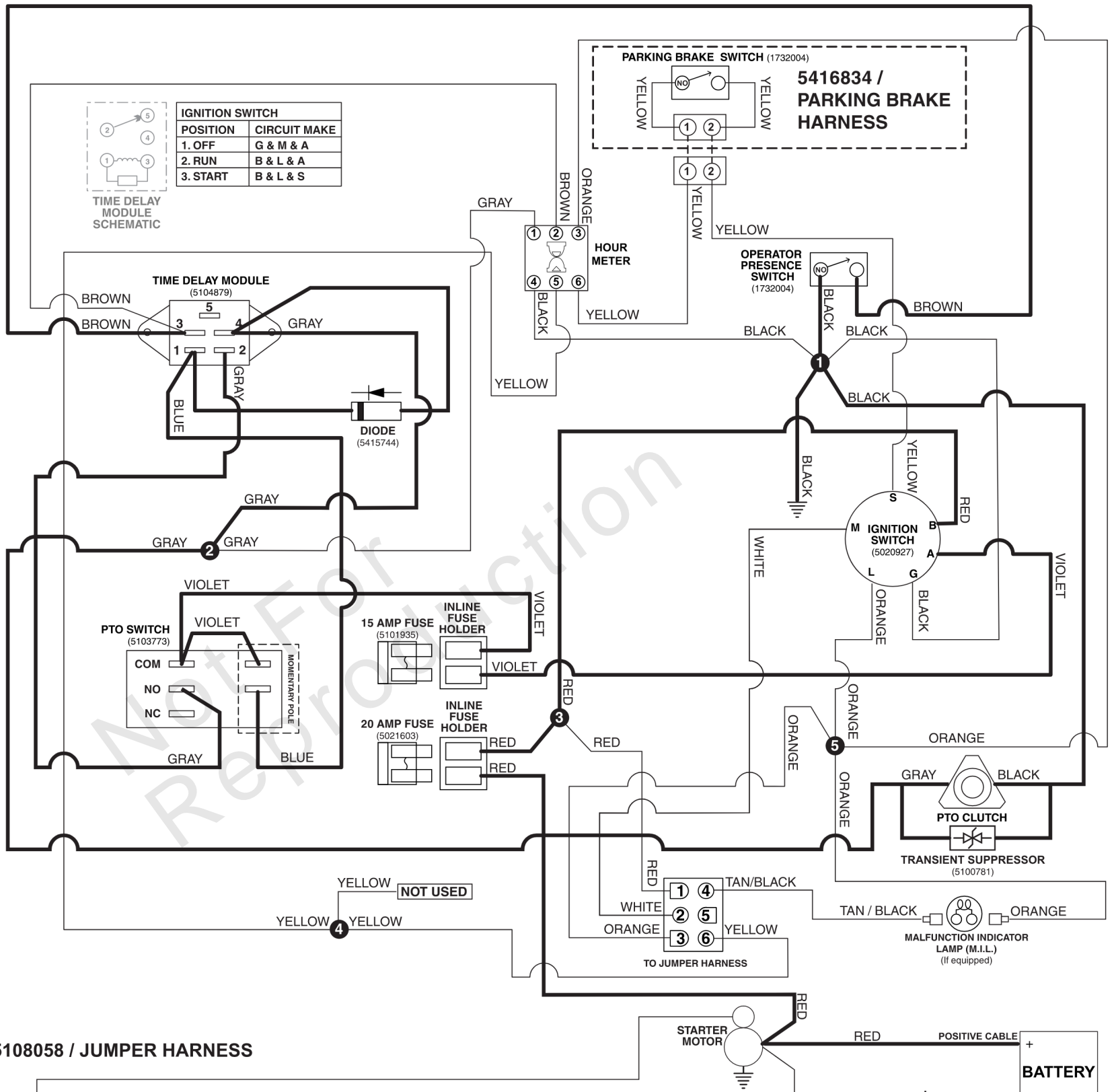
Note: Unless noted otherwise, use the standard torque specifications

Mfg. No: 5902170

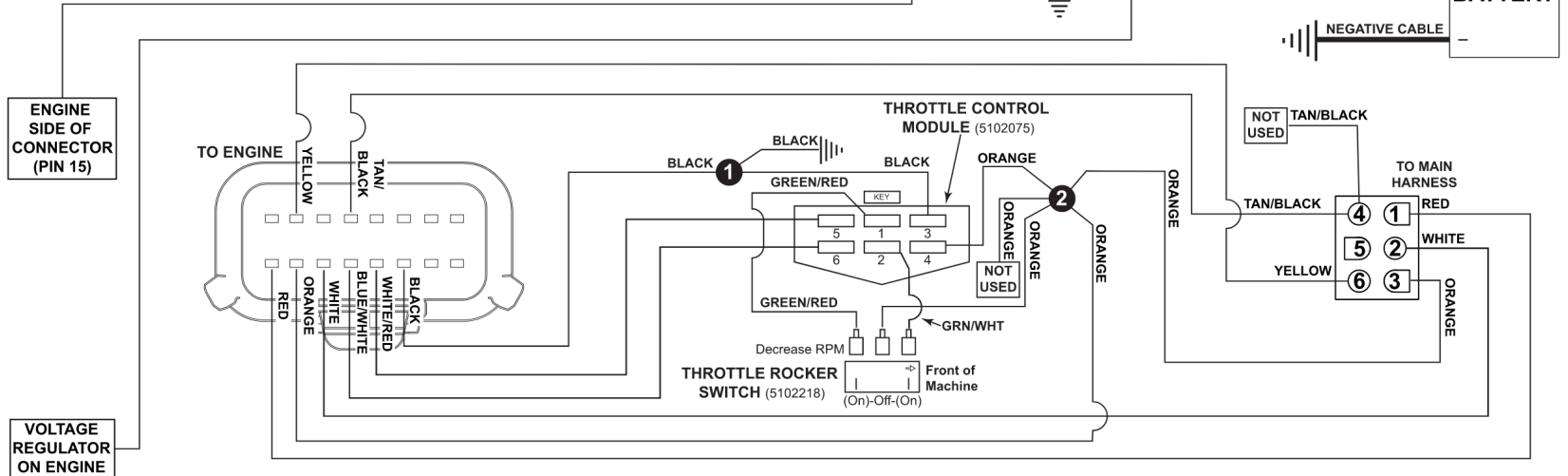
5105537 / SRS MAIN WIRE HARNESS - BRIGGS & STRATTON 61A777 ENGINES

5105537I

(If internal schematic of the switch is not shown, the image of the switch represents the back view of the connector as it is connected to the switch.)



5108058 / JUMPER HARNESS



Electrical Schematic - PTO Op. Pres. Circuit B&S 61A777

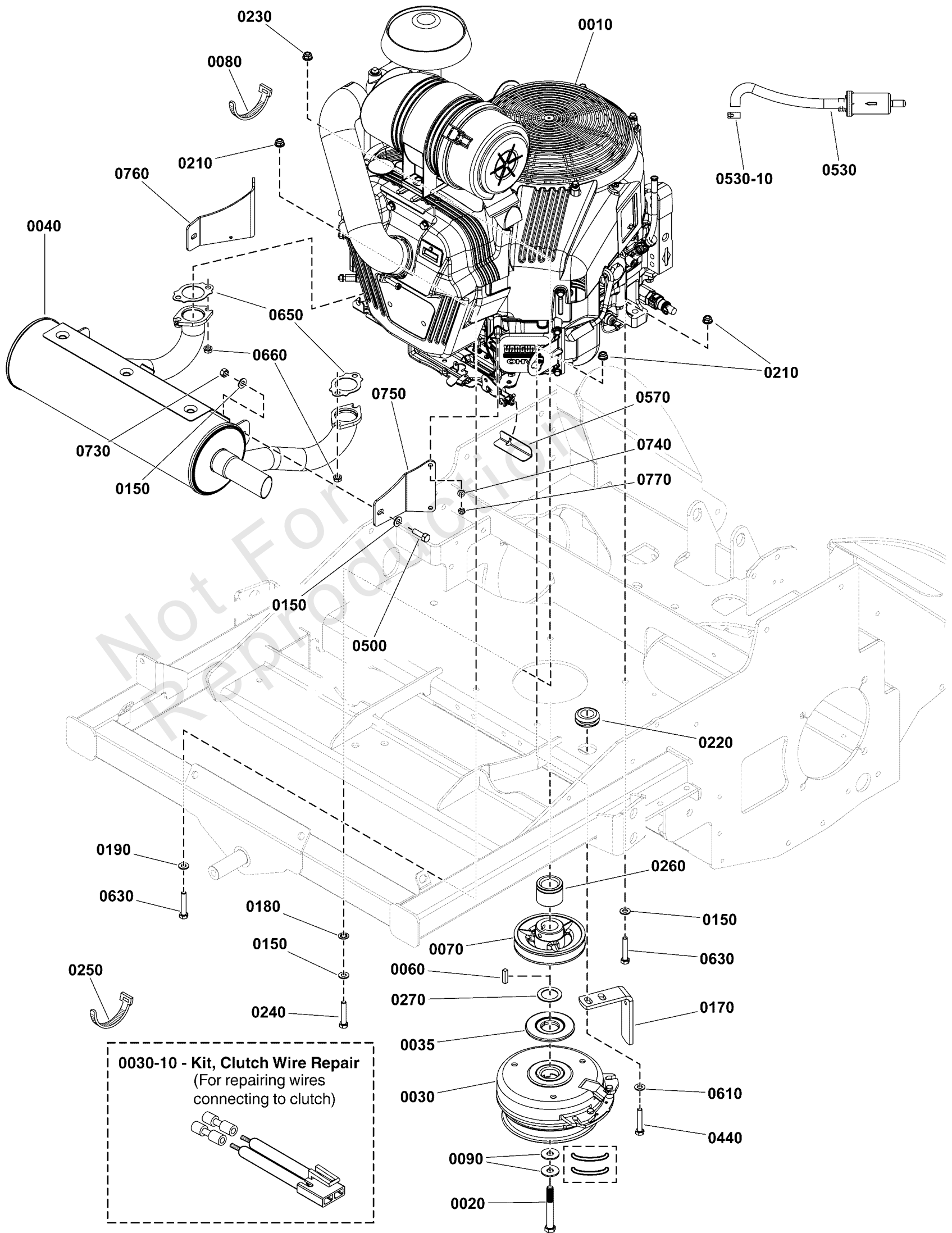
REF NO	PART NO	QTY	DESCRIPTION
5105537	5105537FS	1	HARNESS, WIRING
5108058	84006567	1	HARNESS, Jumper
5416834	5416834FS	1	HARNESS, JUMPER

Not For Reproduction

Engine & PTO Group - Briggs & Stratton 61E877 S/N: 4002038355 and Above

Note: Unless noted otherwise, use the standard torque specifications

Mfg. No: 5902170



Engine & PTO Group - Briggs & Stratton 61E877 S/N: 4002038355 and Above

REF NO	PART NO	QTY	DESCRIPTION
0010	-----	1	ENGINE, 37HP EFI, B&S, OIL GUARD (61E877-0112-J1) -(S/N: 4002218814 and below)(Refer to Note: *)
0010	-----	1	ENGINE, 37HP EFI, B&S, OIL GUARD (61A777-0100-J1) -(S/N: 4002218815 and above)(Refer to Note: *)
0020	5103300	1	BOLT, CRANKSHAFT, 7/16-20 X 3-1/4, GD 8 -(S/N: 4002218814 and below)(Refer to Note: *)
0020	5102867		BOLT, CRANKSHAFT, 7/16-20 X 3-1/2, GD8 -(S/N: 4002218815 and above)(Refer to Note: *)
0030	5110177	1	CLUTCH, 250 LBS., 1.13", WGC
0030-10	5600575	1	KIT, CLUTCH WIRE REPAIR
0035	5108851	1	WATER GUARD, WARNER C 250 FT-LBS CLUTCH
0040	5601367	1	KIT, Z3X MUFFLER AND MOUNT REPLACEMENT -(S/N: 4002218814 and below)
0040	84008436	1	MUFFLER -(S/N: 4002218815 and above)
0060	5050407X10	1	KEY, 1/4" SQ. X 1-1/4
0070	5021682	1	PULLEY, 4.75 OD X 1-1/8 BORE, BC-48
0080	5101492	1	TIE, SELF-LOCKING, 24"
0090	5025585	2	BELLEVILLE WASHER, 1.1875 X .442 X .098
0150	5025155	8	WASHER, 5/16" SAE
0170	5404967AA	1	ANCHOR, CLUTCH - BLK
0180	5025188	1	WASHER, 5/16" Internal Tooth Lock
0190	5025156	2	WASHER, 3/8 SAE
0210	5025394	3	NUT, 3/8 - 16 HEX NYLOCK FLANGE
0220	5103944	1	GROMMET, 7/8"ID, 1/4" THICK STK
0230	5025616	1	NUT, 5/16-24, TOP LOCK FLANGE, GD8 PHOS
0240	5025025X14	1	BOLT, 5/16-24 X 1-3/4, GD8, PHOS
0250	5021030	2	TIE, SELF-LOCKING, 6"
0260	5100926	1	SPACER, 1.13 X 1.75 X 1.35, CZ
0270	5102271	1	SHIM, .062 THK X 1-1/8 ID X 1-5/8 OD
0440	80003522	1	HHCS, 3/8-16 X 2.00, GR5, ZINC/CLEAR
0500	5025011X8	2	BOLT, 5/16-18 X 1" GRD5 YZ
0530	846732	1	HOSE/FILTER ASSY
0530-10	5102046	1	CLAMP, HOSE, EXTERNAL, 9/16
0570	5417151	1	PLATE, SS HEAT SHIELD, Z3-BRIGGS -(S/N: 4002218814 and below)(Refer to Note: *)
0610	5025293	1	WASHER, 3/8" GR. 9 FLAT
0630	5025013X14	2	BOLT, 3/8-16 X 1-3/4" GD5 CZ
0650	809872	2	GASKET, Exhaust -(Order this part from your local PD warehouse).
0660	842067	4	NUT -(Order this part from your local PD warehouse).
0730	80003675	2	NUT, 5/16-1/8, HEX, CNTR LK, ZINC PHOS/OIL
0740	5025169	4	WASHER, 1/4 LOCK
0750	84007953	1	BRACKET, Muffler -(Left side)
0760	84007954	1	BRACKET, Muffler -(Right side)
0770	5025420	4	NUT, M6-1.0

Footnotes:

Note: *Mounts to engine using existing linkage cable hardware.

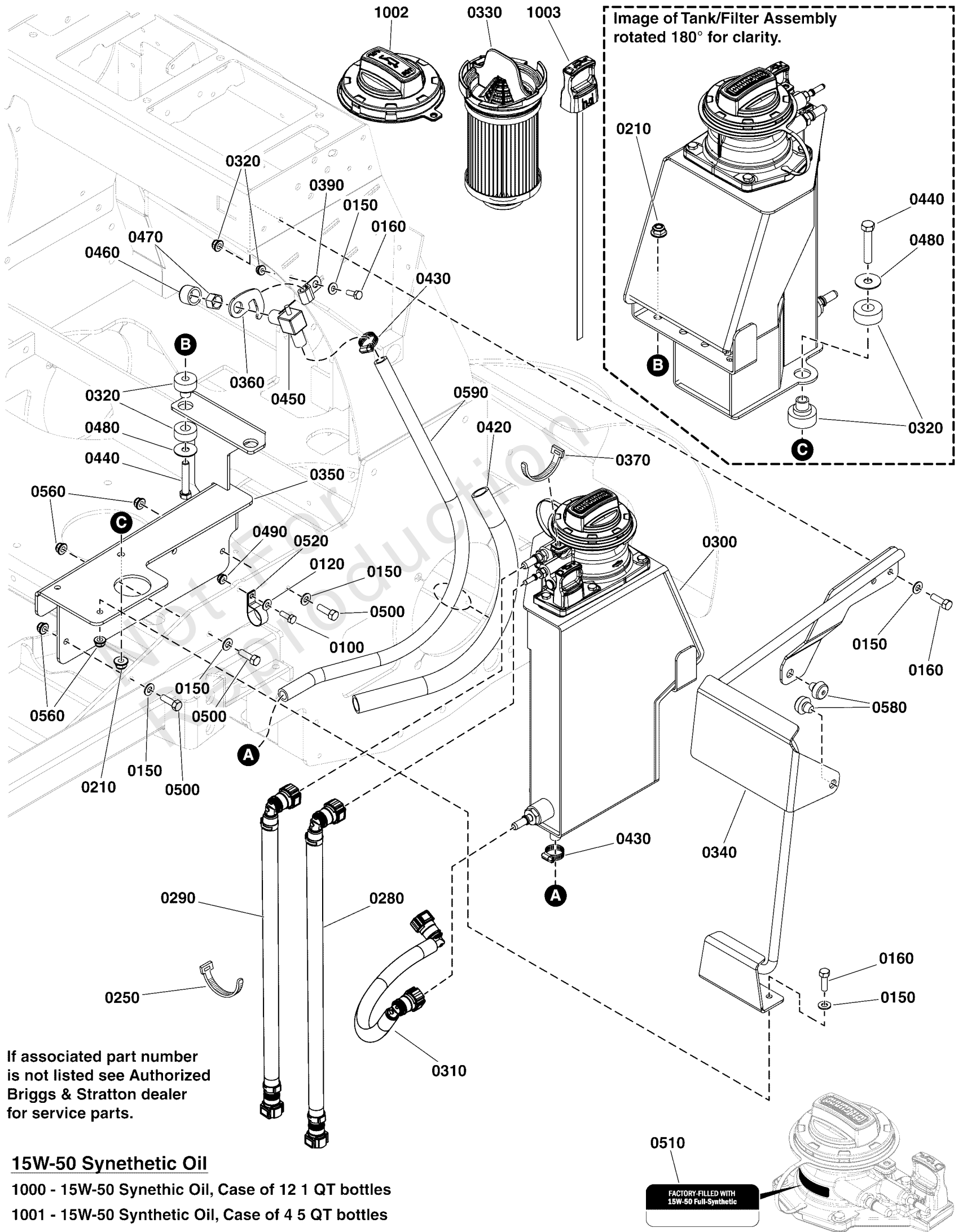
Note: *Torque crankshaft bolt to 65 ft-lbs (88 Nm)

Note: *Refer to your local Briggs & Stratton distributor for parts and service.

Engine Remote Oil Tank, Hoses & Mount Group

Note: Unless noted otherwise, use the standard torque specifications

Mfg. No: 5902170



If associated part number is not listed see Authorized Briggs & Stratton dealer for service parts.

15W-50 Synthetic Oil

1000 - 15W-50 Synthetic Oil, Case of 12 1 QT bottles

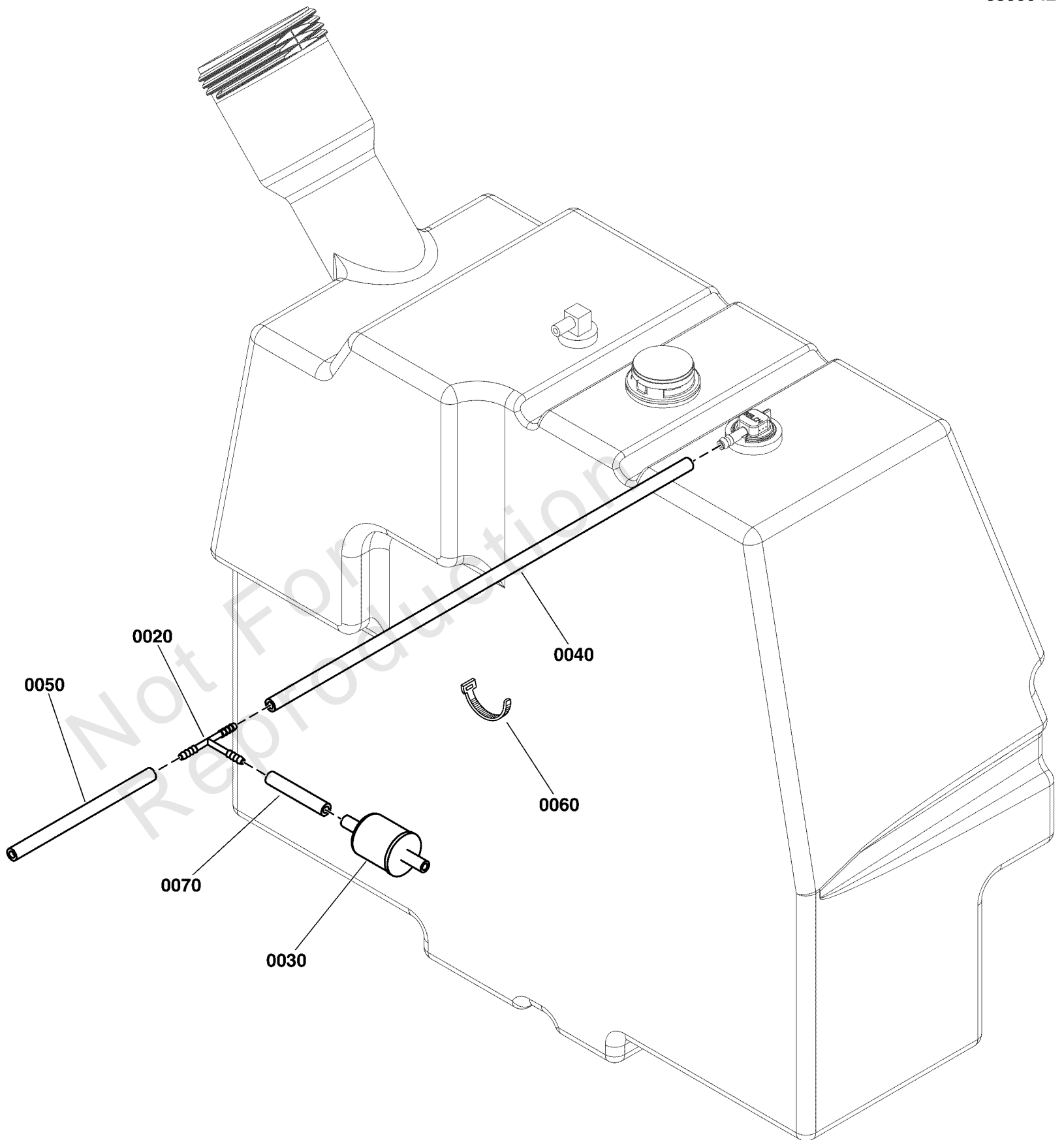
1001 - 15W-50 Synthetic Oil, Case of 4 5 QT bottles

Engine Remote Oil Tank, Hoses & Mount Group

REF NO	PART NO	QTY	DESCRIPTION
0100	5025010X6	1	BOLT, 1/4"-20 X 3/4" GD5 YZ
0120	5025154	1	WASHER, 1/4 SAE
0150	5025155	7	WASHER, 5/16" SAE
0160	5025011X6	5	BOLT, 5/16-18 X 3/4 GD5
0210	5025394	3	NUT, 3/8 - 16 HEX NYLOCK FLANGE
0250	5021030	1	TIE, SELF-LOCKING, 6"
0280	595943	1	HOSE, Oil Vent -(Refer to Note: *)
0290	84006597	1	HOSE, OIL SCAVENGE -(Refer to Note: *)
0300	595945	1	TANK, Oil -(Refer to Note: *) (S/N: 4001863027 & Below)
0300	84008062	1	TANK/FILTER ASSY -(Refer to Note: *) (S/N: 4001863028 & Above)
0310	595938	1	HOSE, Oil Supply -(Refer to Note: *) (S/N: 4001863027 & Below)
0310	84006654	1	HOSE, OIL SUPPLY -(Refer to Note: *) (S/N: 4001863028 & Above)
0320	5023131	3	MOUNT, ISO, BOTTOM, RAD 5000Z-DIESEL
0330	84007094	1	FILTER, OIL -(Includes item #0370)
0340	5416011AA	1	WELD, TANK GUARD, Z2 - BLK
0350	5416104AA	1	WELD, LOWER MOUNT, OG, Z3 - BLK
0360	5415914AA	1	PLATE, DRAIN HOOK, OG - BLK
0370	-----	1	TIE, Cable, Yellow 7.6"
0390	5025430	1	CLAMP, 5/16", DOUBLE, WIRE & TUBE
0420	5100384X18	1	LOOM, CONVOLUTED SPLIT, 1 ID - 18 LONG
0430	5021392	2	CLAMP, #6 HOSE, STAINLESS
0440	80003522	3	HHCS, 3/8-16 X 2.00, GR5, ZINC/CLEAR
0450	5105177	1	VALVE, OIL DRAIN, M16X1.5 TO 1/2"
0460	5105317	1	OIL DRAIN CAP, OIL GUARD, DAPCO 4692
0470	5105318	1	NUT, HEX, M16-1.5, DAPCO 4071
0480	5025165	3	WASHER, 3/8" Fender
0490	5025391	1	NUT, 1/4-20 Hex Nylock Flange
0500	5025011X8	3	BOLT, 5/16-18 X 1" GRD5 YZ
0510	-----	1	LABEL, OIL INFORMATION
0520	5021500	1	CLAMP, VINYL INSULATED, 1.00
0560	5025392	8	NUT, 5/16-18 HEX NYLOCK FLANGE NUT
0580	197546	2	MNT, VBRTN, RBBR
0590	5105661	1	HOSE, Formed, Oil Guard
1000	100169	1	OIL-1QT VANGUARD (CASE) -(Case of twelve 1 QT bottles)
1001	100170	1	OIL-5QT VANGUARD (CASE) -(Case of four 5 QT bottles)
1002	595931	1	CAP, Oil Fill -(Yellow Cap)(Refer to Note: *)
1002	84008058	1	CAP, Oil Fill -(Black Cap)(Refer to Note: *)
1003	595603	1	DIPSTICK -(Refer to Note: *)

Footnotes:

Note: *Order Oil Guard replacement parts from your Authorized Briggs & Stratton Engine Service Provider



Evap Group

REF NO	PART NO	QTY	DESCRIPTION
0020	5103062	1	FITTING, 3/16" TEE, BARB TYPE, HDPE
0030	80025019	1	FILTER, FUEL
0040	7700552X22	1	HOSE, VAPOR, 5MM ID, 22.00 LG
0050	7700552X5	1	HOSE, VAPOR, 5MM ID, 5.00 LG
0060	5021030	5	TIE, SELF-LOCKING, 6"
0070	7700552X2	1	HOSE, VAPOR, 5MM ID, 2.00 LG

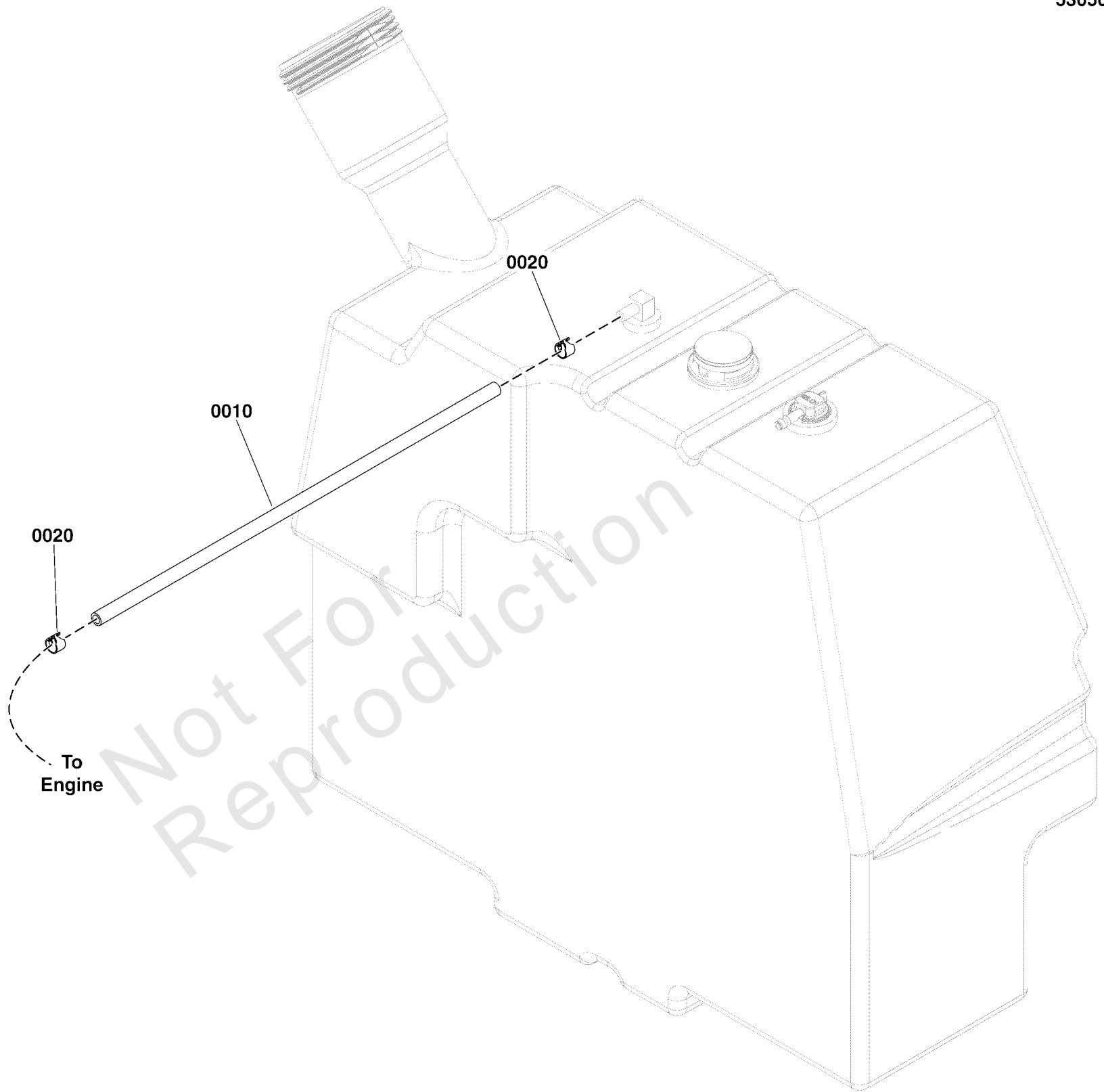
Not For Reproduction

Fuel Hose & Supply Group - Models w/ Briggs & Stratton Engine

Note: Unless noted otherwise, use the standard torque specifications

Mfg. No: 5902170

5305044



Fuel Hose & Supply Group - Models w/ Briggs & Stratton Engine

REF NO	PART NO	QTY	DESCRIPTION
0010	5050831X7	1	1/4" Fuel Line, 7" Long
0020	93807	2	CLAMP, Hose

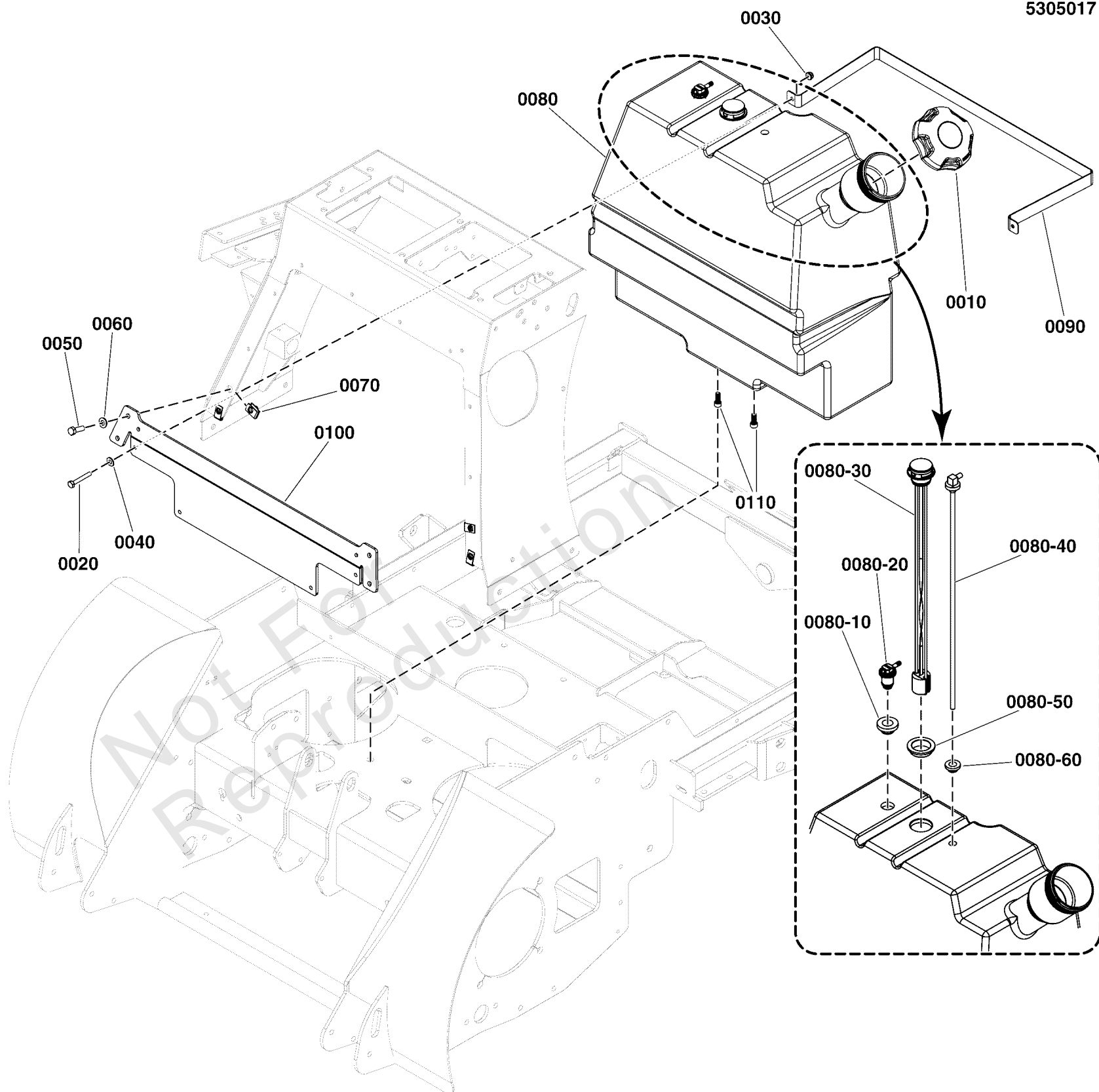
Not For Reproduction

Fuel Tank & Mount Group

Note: Unless noted otherwise, use the standard torque specifications

Mfg. No: 5902170

5305017



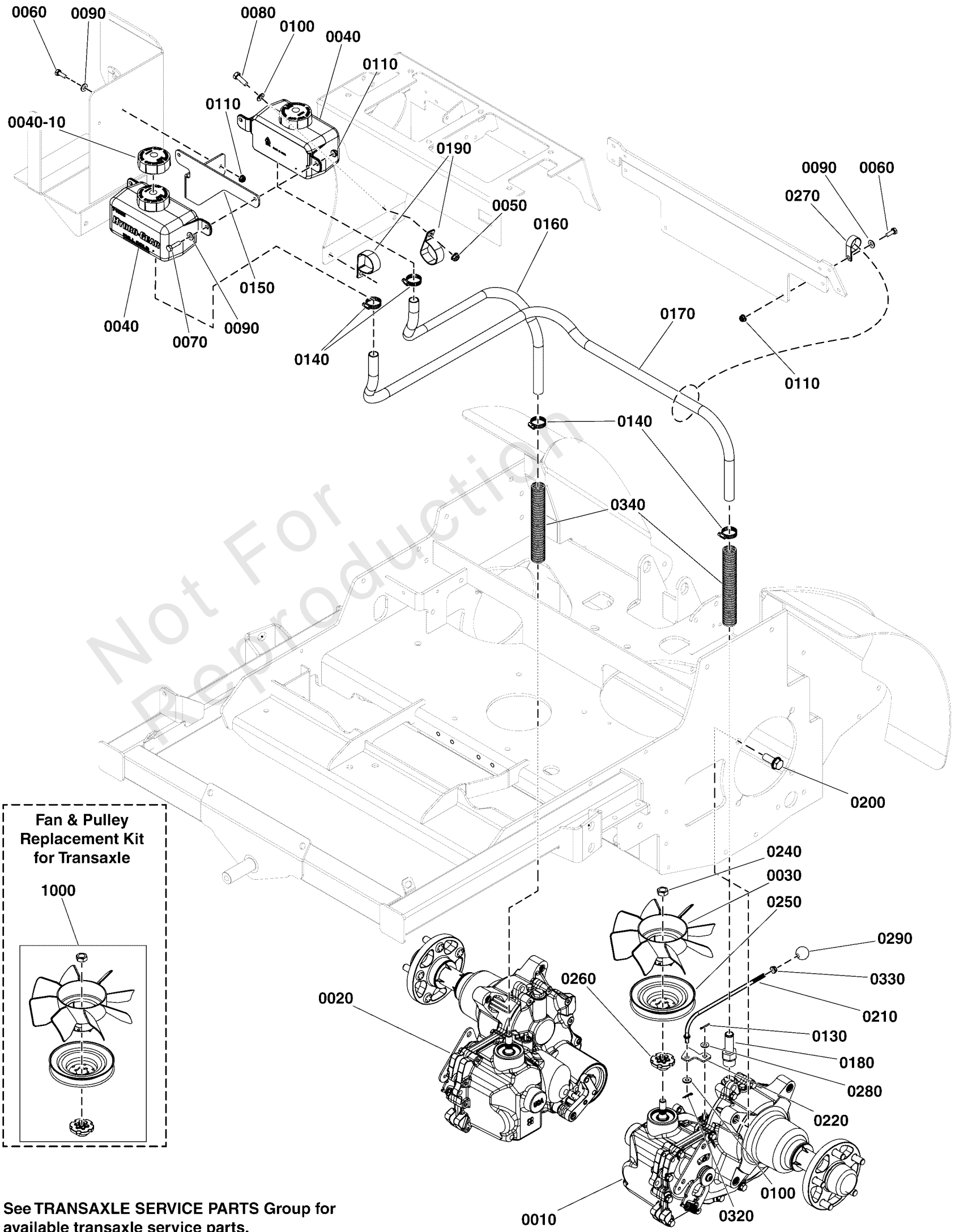
Fuel Tank & Mount Group

REF NO	PART NO	QTY	DESCRIPTION
0010	5104686	1	FUEL CAP, 3.25", MANAGED VENT, 16" TETHER
0020	5025010X16	2	BOLT, 1/4-20 X 2", GD5
0030	5025391	2	NUT, 1/4-20 Hex Nylock Flange
0040	5025154	2	WASHER, 1/4 SAE
0050	5025011X9	4	BOLT, 5/16-18 X 1-1/8 GD5 CZ
0060	5025155	4	WASHER, 5/16" SAE
0070	5022308	4	BODY CLIP, 5/16-18-7GA MATERIAL
0080	5104970	1	TANK, FUEL, SRSZ3 -(Includes Components 0080-10, 0080-20, 0080-30, 0080-40, 0080-50 & 0080-60)
0080-10	209043	1	GROMMET (SV)
0080-20	770046	1	REMOTE VENT ASSEMBLY
0080-30	5105477	1	GAUGE, FUEL, 18.5", MAG -(Includes component 0080-50)
0080-40	5104994	1	ASM, PICKUP TUBE, FUEL TANK, 18.00"
0080-50	5105477X1	1	RUBBER SEAL -(Included with component 0080-30)
0080-60	1726400	1	BUSHING-FUEL TANK RED RUBBER
0090	5415124A	1	STRAP, FUEL TANK, SRSZ3 - BLK
0100	5415123B	1	PLATE, TANK MOUNT, SRSZ3 - RED
0110	84008512	2	SCREW, SOC HD, 5/16-18 X 1/2

Hydraulic Group

Note: Unless noted otherwise, use the standard torque specifications

Mfg. No: 5902170



See TRANSAXLE SERVICE PARTS Group for available transaxle service parts.

Hydraulic Group

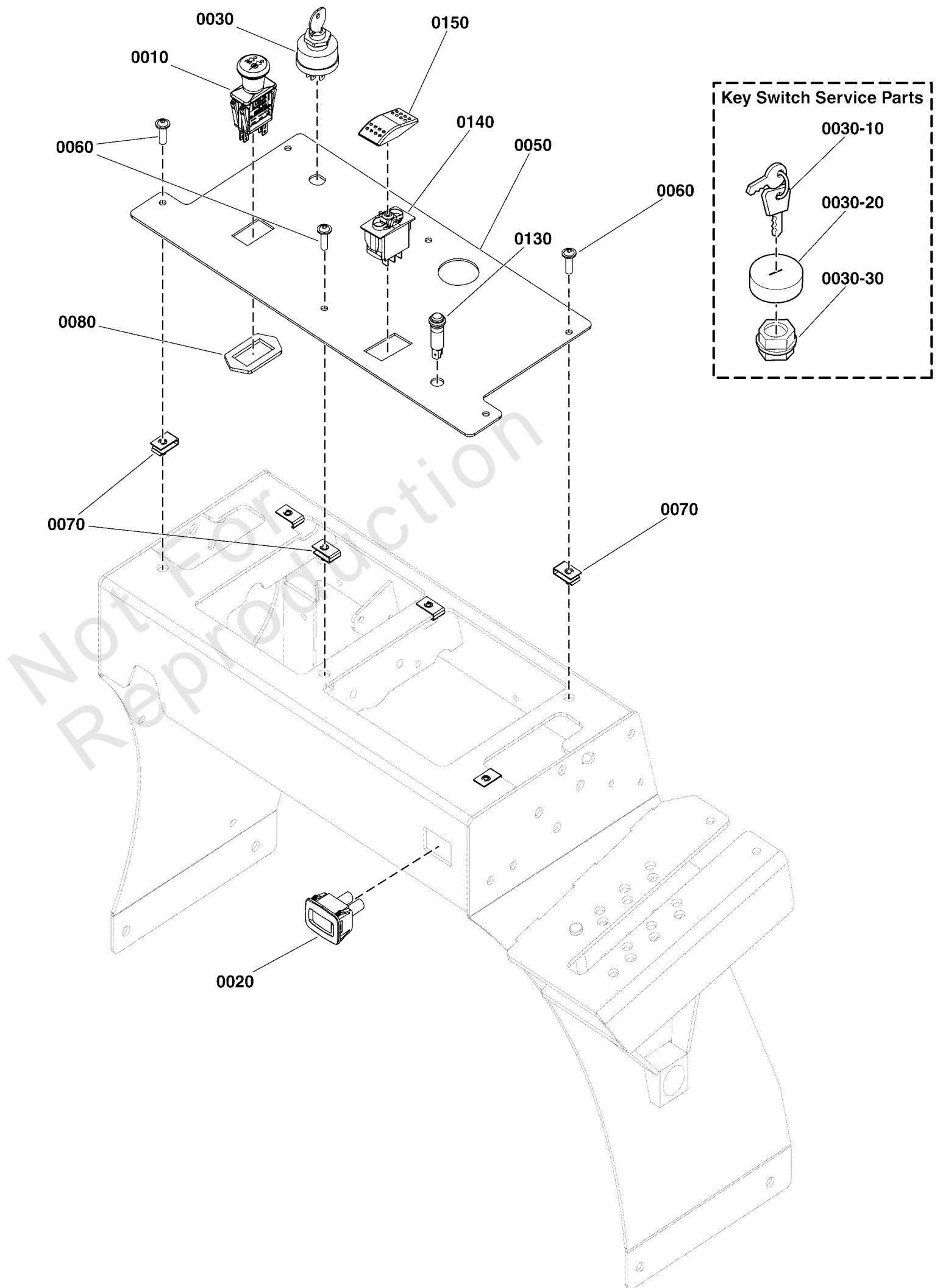
REF NO	PART NO	QTY	DESCRIPTION
0010	84008730	1	TRANSAXLE
0020	84008731	1	TRANSAXLE
0030	5105330	2	FAN, ZT-4400, H/G#54084, SRSZ3 & IS2100
0040	5101998	2	HYDRO TANK, HYDRO-GEAR 71938, 1 LITER
0040-10	5100778X1	2	RESERVIOR CAP -(One per hydraulic oil tank)
0050	5025392	1	NUT, 5/16-18 HEX NYLOCK FLANGE NUT
0060	5025010X6	4	BOLT, 1/4"-20 X 3/4" GD5 YZ
0070	5025010X8	2	BOLT, 1/4-20 X 1" GD5 CZ
0080	5025011X6	1	BOLT, 5/16-18 X 3/4 GD5
0090	5025154	6	WASHER, 1/4 SAE
0100	5025155	3	WASHER, 5/16" SAE
0110	5025391	6	NUT, 1/4-20 Hex Nylock Flange
0130	80002736	2	PIN, 3/32 X 0.750, COT, ZINC/CLEAR
0140	5021164	4	CLAMP, #10 HOSE, STAINLESS
0150	5415122B	1	MOUNT, HYDRO BOTTLE, SRSZ3 - RED
0160	5050933X27	1	HOSE, 5/8, PUSH-LOCK, 27.00
0170	5050933X50	1	HOSE, 5/8, PUSH-LOCK, 50.00
0180	5101987X1	2	FITTING, BREATHER, ZT5400
0190	5023263	2	CLAMP, VINYL INSULATED, 1.75
0200	5025535	8	BOLT,HEX FLG,SER,GD8 1/2-13X1-1/4W/PATCH
0210	5105462	2	ROD, HYDRO RELEASE, SRSZ3, CZ
0220	84008793	2	LEVER, Actuator
0240	5102916	2	NUT, ZT5400 -(Torque transaxle fan nut to 540-660 in-lbs (61-75 Nm)
0250	5105331	2	PULLEY, ZT-4400, H/G#54230, SRSZ3
0260	5105332	2	HUB, ZT-4400, H/G#54087, SRSZ3 & IS2100
0270	5021500	2	CLAMP, VINYL INSULATED, 1.00
0280	5023202	2	WASHER,WAVE,M10
0290	5105628	2	KNOB, PLASTIC, 5/16 THRD
0320	5025211	2	PIN, HAIR, .0585 X 1-1/8, 1/4 EYE, YZ
0330	5025045	2	NUT, 5/16-24 HEX NYLON LOCK
0340	5100384X8	2	LOOM, CONVOLUTED SPLIT, 1" ID - 8" LONG
1000	5105287	1	KIT, FAN & PULLEY, REPLACEMENT -(Service Kit that consists of items: 0240, 0030, 0250 & 0260)

Instrument Control Panel Group

Note: Unless noted otherwise, use the standard torque specifications

Mfg. No: 5902170

5305019



Instrument Control Panel Group

REF NO	PART NO	QTY	DESCRIPTION
0010	5104697	1	PTO SWITCH, MOMENTARY, SMALL KNOB
0020	84008510	1	HOURMETER
0030	5020927	1	SWITCH, IGNITION, 6 POST
0030-10	5022789	1	KEY, IGNITION MOLDED SET
0030-20	5022790	1	COVER, PLASTIC, SNAP ON
0030-30	5022791	1	PLASTIC NUT
0050	5601071	1	DASH PANEL W/DECALS, SRS Z3, KAWI
0060	5106757	6	SCREW, FLANGE, ALLEN HD, 1/4-20 X .75 SS
0070	5022665	6	BODY CLIP, 1/4-20 X 1/2" DEEP
0080	5022222	1	RING, SWITCH RETAINER
0130	5103809	1	LIGHT, INDICATOR, PANEL, LED, RED
0140	5102218	1	BODY, ROCKER SWITCH
0150	5102219	1	ACTUATOR, ROCKER SWITCH - RED

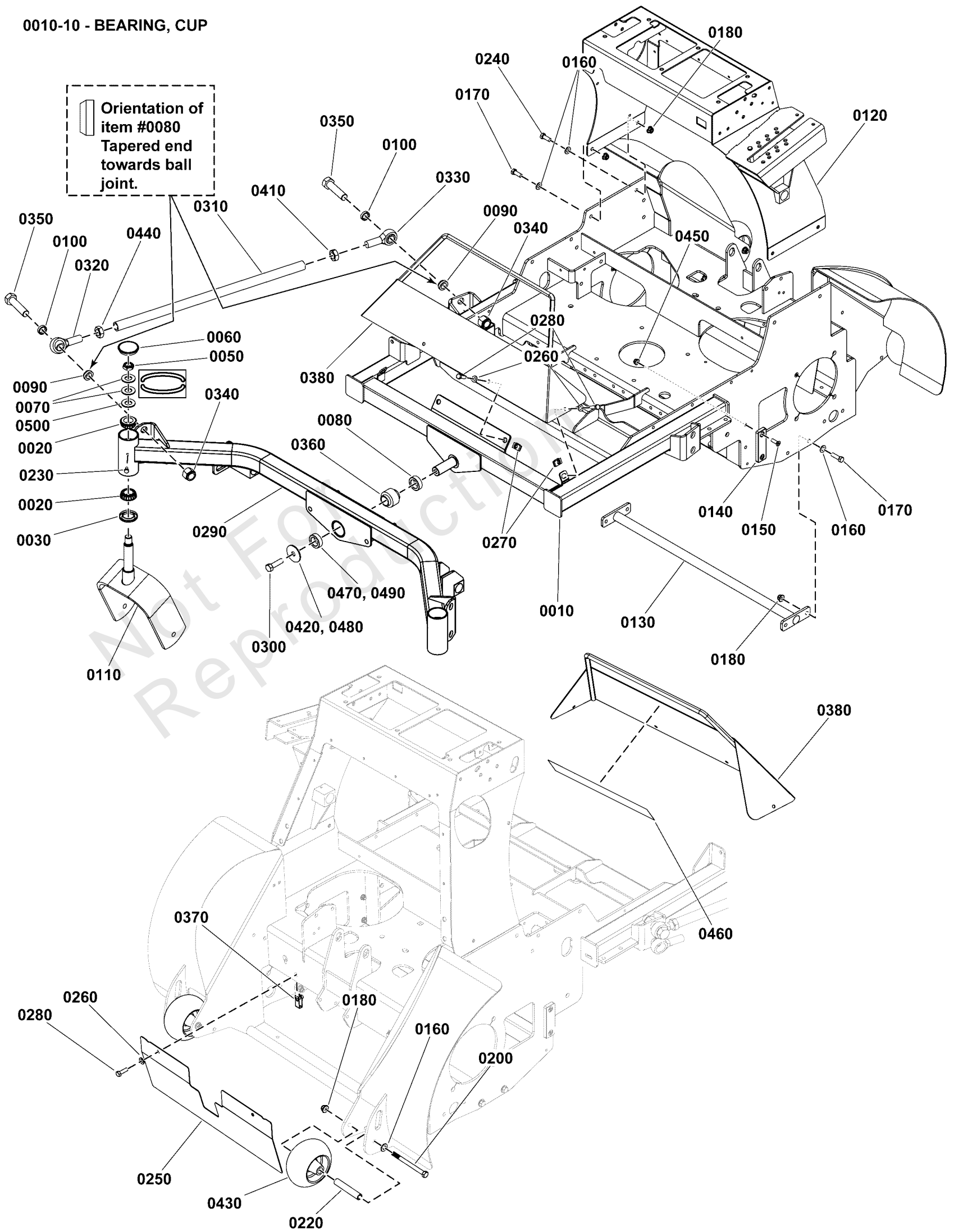
Not For Reproduction

Main Frame & Front Casters Group - Models w/ 72" Mower Deck

Note: Unless noted otherwise, use the standard torque specifications

Mfg. No: 5902170

0010-10 - BEARING, CUP



Main Frame & Front Casters Group - Models w/ 72" Mower Deck

REF NO	PART NO	QTY	DESCRIPTION
0010	-----	1	WELD, MAIN FRAME, SRSZ3 72 - RED -(Refer to Note: *)
0010-10	5020883	4	CUP, BEARING (SV)
0020	5020884	4	BEARING, TAPERED ROLLER, 1"
0030	5021072	2	SEAL, GREASE
0050	5025448	2	NUT, 3/4-16, HEX JAM NYLON LOCK
0060	5109845	2	CAP, GREASE, LOW PROFILE
0070	5025449	4	WASHER, BELLEVILLE - 1.500 X .755
0080	5041476	1	SPACER, 1.02 x 1.56 x .50
0090	-----	8	SPACER -(S/N: 4000162964 & Below)(Refer to Note: *)
0090	5108732	8	SPACER, .765 X 1.500 X .500, TPRD CZ -(S/N: 4000162965 & Above)
0100	5047461	8	SPACER, .76 x 1.00 x .25
0110	5411934B	2	WELD, CASTER YOKE - RED
0120	-----	1	USE 5421637B - WELD, TOWER, SRSZ3 - RED -(S/N: 4001932990 and below)(Refer to Note: *)
0120	5421637B	1	WELD, TOWER, SRSZ3 - RED -(S/N: 4001932991 and above)
0130	5415454A	1	WELD, CROSS BRACE, SRSZ3 - BLK
0140	5102702	2	PAD, FRICTION, .375 X 1.25 X 4.00
0150	5025594	4	SCREW, 5/16-18 X 1, PHILLIPS HD, BZ
0160	5025156	10	WASHER, 3/8 SAE
0170	5025013X10	5	BOLT, 3/8-16 X 1-1/4" GD5 CZ
0180	5025394	10	NUT, 3/8 - 16 HEX NYLOCK FLANGE
0200	5025013X36	2	BOLT, 3/8-16 X 4-1/2" GD5 CZ
0220	5105554	2	SPACER, .38 X .63 X 3.38, CZ
0230	5025457	2	BOLT, 1/4-28 X 1/2, GD5 YZ
0240	5025013X8	3	BOLT, 3/8-16 X 1" GD5 CZ
0250	5415126B	1	PLATE, FOOT GUARD, SRSZ3 - RED
0260	5025155	8	WASHER, 5/16" SAE
0270	5022308	4	BODY CLIP, 5/16-18-7GA MATERIAL
0280	5025011X8	8	BOLT, 5/16-18 X 1" GRD5 YZ
0290	5415726B	1	WELD, FRONT PIVOT, SRSZ3 72 -RED
0300	5025018X10	1	BOLT, 1/2-20 X 1-1/4" GD5 CZ
0310	5105436	4	ROD, FRONT END SUPPORT, CZ, SRSZ3
0320	5022039	4	BALL JOINT, 3/4-16, MALE
0330	5102756	4	BALL JOINT, 3/4-16 MALE, LH
0340	5025284	8	NUT, Hex, Nylon Lock, 3/4-16
0350	5025265X24	8	BOLT, 3/4-16 X 3" YZ GD5
0360	5105457	1	BUSHING, CENTER BONDED, J-6310-1
0370	5025452	4	BODY CLIP, 5/16-18 -1/4 MATERIAL
0380	5415651B	1	WELD, FRONT GUARD, SRSZ3 72 - RED
0410	5025580	4	NUT, 3/4-16 HEX JAM, LH
0420	REF-WASHER	1	WASHER -(S/N: 4000629850 & Below)(Refer to Note: **)
0430	5105521	2	WHEEL, ANTI SCALP, 5"
0440	5025093	4	NUT, Hex, Jam, 3/4-16

Footnotes:

Note: **Replace items #0420 and #0470 with items #0480 and #0490, respectively.

Note: *If replacing, use 5421637B and 5421638AA)

Note: *If replacing this spacer for units in this serial number range, replace all eight spacers with the spacer listed in the higher serial number range

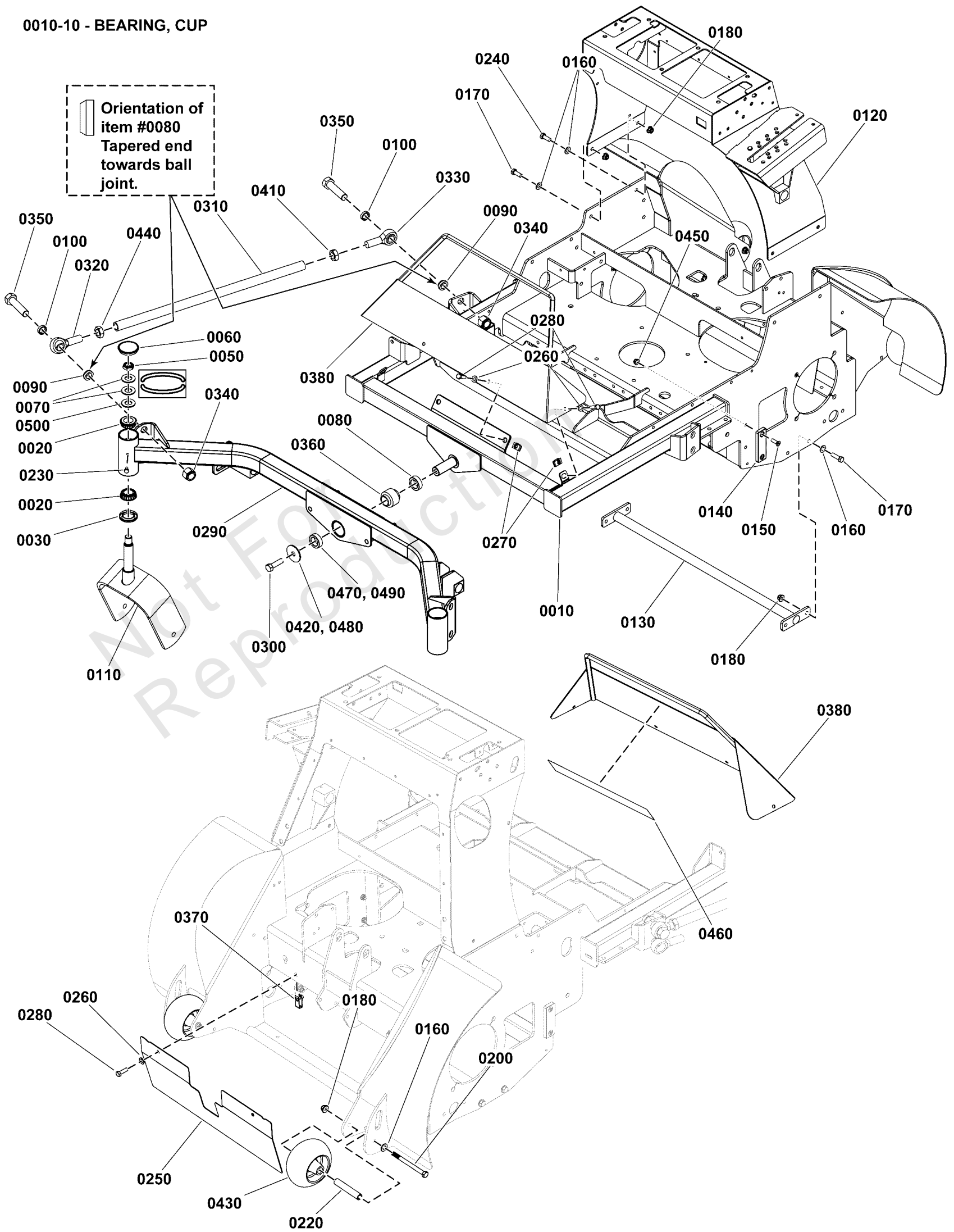
Note: *If replacing contact the Service Department at 1-800-933-6175.

Main Frame & Front Casters Group - Models w/ 72" Mower Deck

Note: Unless noted otherwise, use the standard torque specifications

Mfg. No: 5902170

0010-10 - BEARING, CUP



Main Frame & Front Casters Group - Models w/ 72" Mower Deck

REF NO	PART NO	QTY	DESCRIPTION
0450	5025392	4	NUT, 5/16-18 HEX NYLOCK FLANGE NUT
0460	5021125X14	1	ALUM. FOIL TAPE - 14.00 LONG
0470	-----	1	SPACER -(S/N: 4000629850 & Below)(Refer to Note: **)
0480	5108172	1	WASHER. .52 X 2.5 X .25 -(S/N: 4000629851 & Above)
0490	5108173	1	SPACER, 1.015 X 1.562 X .615 -(S/N: 4000629851 & Above)
0500	5025160	2	WASHER, 3/4 SAE

Not For
Reproduction

Footnotes:

Note: **Replace items #0420 and #0470 with items #0480 and #0490, respectively.

Note: *If replacing, use 5421637B and 5421638AA)

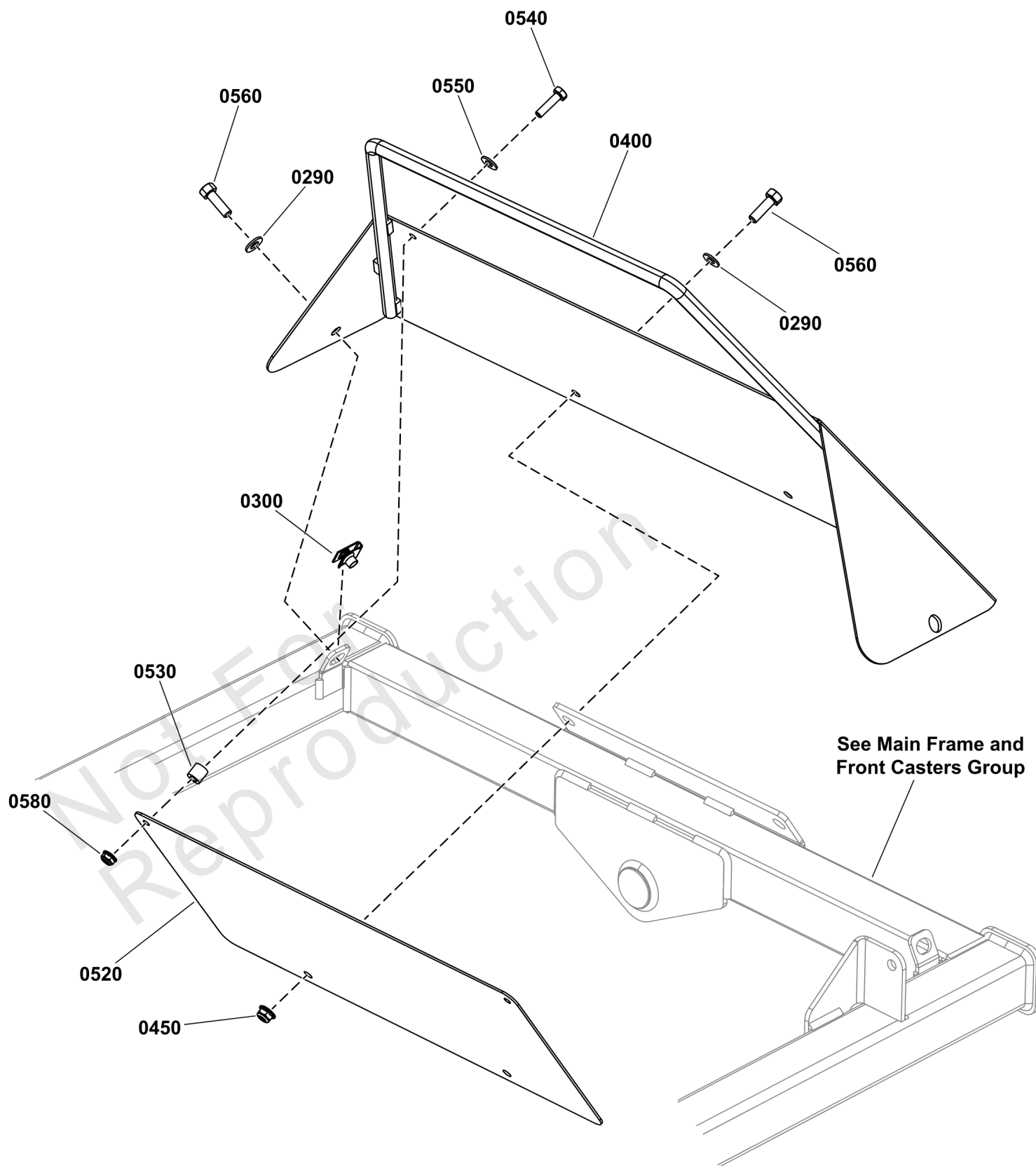
Note: *If replacing this spacer for units in this serial number range, replace all eight spacers with the spacer listed in the higher serial number range

Note: *If replacing contact the Service Department at 1-800-933-6175.

Main Frame and Front Casters Group - Muffler Heat Shields

Note: Unless noted otherwise, use the standard torque specifications

Mfg. No: 5902170



Main Frame and Front Casters Group - Muffler Heat Shields

REF NO	PART NO	QTY	DESCRIPTION
0290	5025155	6	WASHER, 5/16" SAE
0300	5022308	2	BODY CLIP, 5/16-18-7GA MATERIAL
0400	84008425	1	GUARD, FRONT
0450	5025392	2	NUT, 5/16-18 HEX NYLOCK FLANGE NUT
0520	84011171	1	SHIELD, Heat
0530	5106902	2	SPACER, .265 X .50 X .483, CZ
0540	5025010X8	2	BOLT, 1/4-20 X 1" GD5 CZ
0550	5025154	2	WASHER, 1/4 SAE
0560	5025011X8	4	BOLT, 5/16-18 X 1" GRD5 YZ
0580	5025391	2	NUT, 1/4-20 Hex Nylock Flange

Not For Reproduction

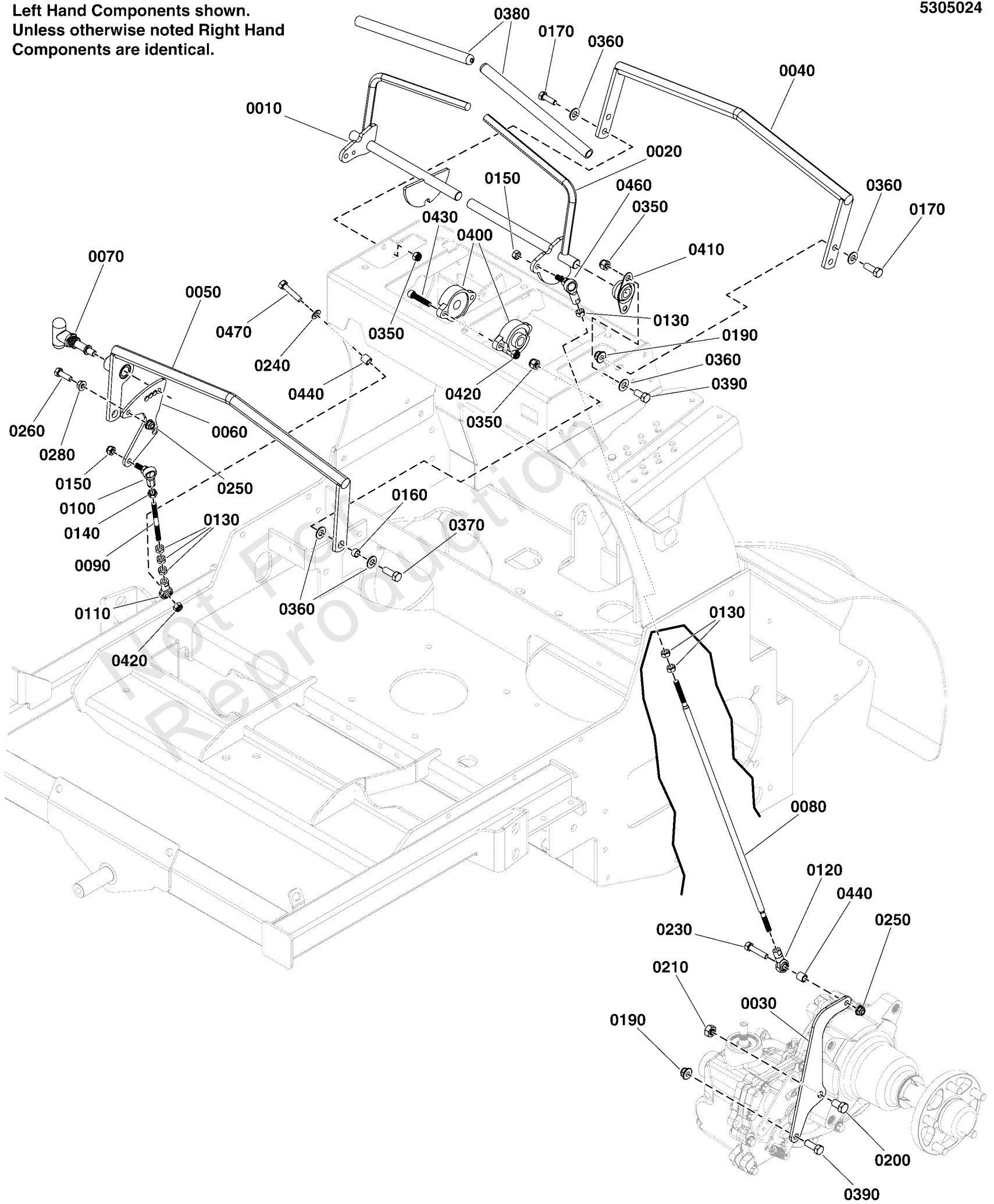
Motion Control Group

Note: Unless noted otherwise, use the standard torque specifications

Mfg. No: 5902170

Left Hand Components shown.
Unless otherwise noted Right Hand
Components are identical.

5305024



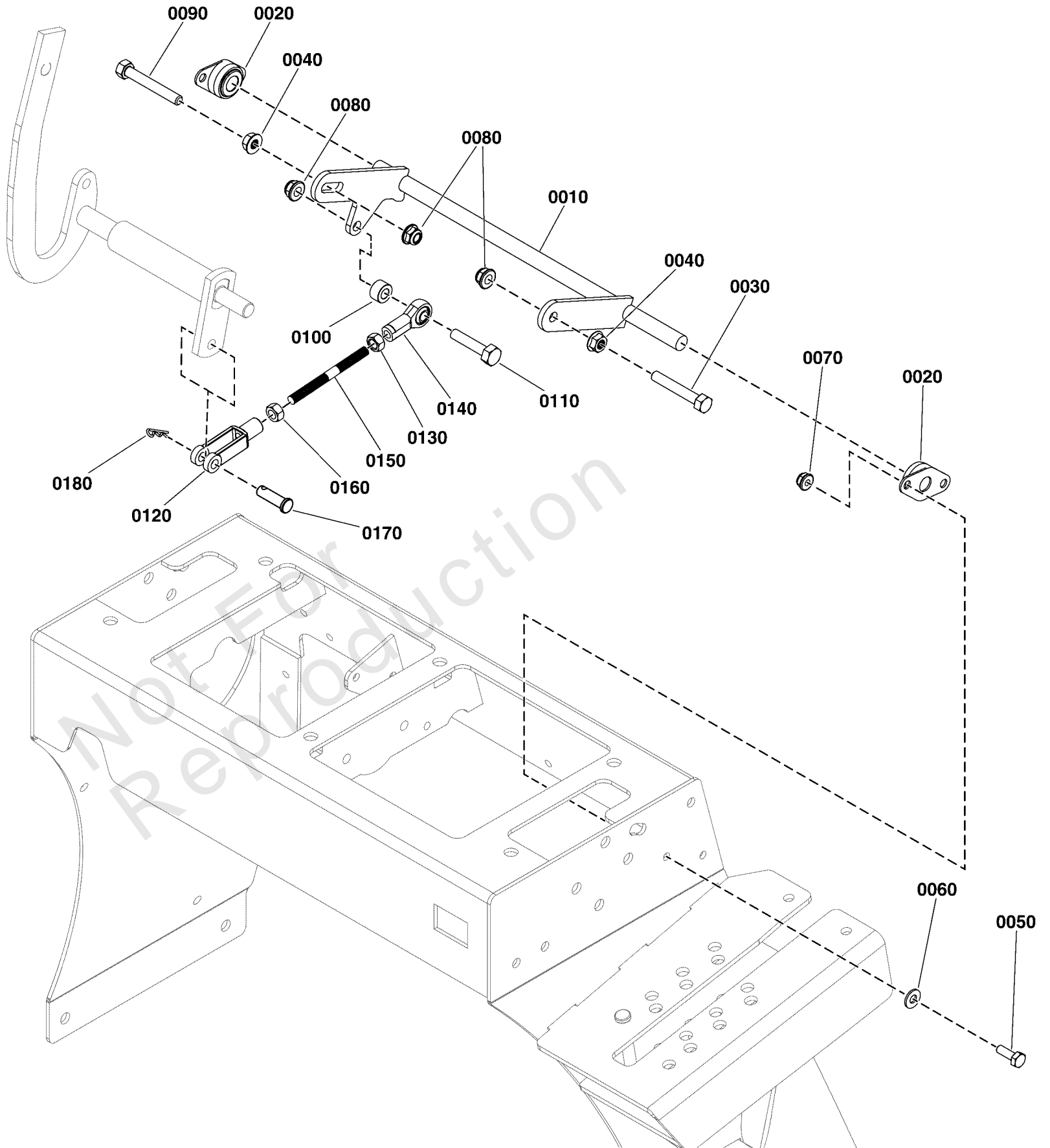
Motion Control Group

REF NO	PART NO	QTY	DESCRIPTION
0010	84008277	1	CONTROL, Handle
0020	5416816A	1	WELD, CONTROL HANDLE, LH, SRS Z3 - BLK
0030	5416114A	2	PLATE, CONTROL MOUNT, SRSZ3 - BLK
0040	5413594A	1	WELD, REAR HANDLE, STAND ON - BLK
0050	5413706A	1	WELD, FRONT HANDLE, STAND ON - BLK
0060	5415998A	1	PLATE, SPEED ADJUSTMENT, SRSZ3 - BLK
0070	5104609	1	PULL PIN, 3/8" DIA X 9/16" STROKE
0080	5105313	2	ROD, MOTION CONTROL, Z3
0090	5104608	1	ROD, 5/16-24 X 4.25, CZ
0100	5104495	1	BALL JOINT, 5/16-24 LH FEMALE W/STUD, BR
0110	5104493	1	BALL JOINT 5/16-24 RH FEMALE BRONZE RACE
0120	5104494	2	BALL JOINT 5/16-24 LH FEMALE BRONZE RACE
0130	5025033	9	NUT, Hex, 5/16-24
0140	5023212	1	NUT, 5/16-24 HEX, LH
0150	5025045	3	NUT, 5/16-24 HEX NYLON LOCK
0160	5041930	2	SPACER, .38 X .50 X .27, CZ
0170	5025013X8	4	BOLT, 3/8-16 X 1" GD5 CZ
0190	5025394	4	NUT, 3/8 - 16 HEX NYLOCK FLANGE
0200	5025015X6	2	BOLT, 7/16-14 X 3/4, GD 5 YZ
0210	5025044	2	NUT, 7/16-14 HEX TOP LOCK
0230	5025011X12	2	BOLT, 5/16-18 X 1-1/2" GD5 YZ
0240	5025155	1	WASHER, 5/16" SAE
0250	5025392	3	NUT, 5/16-18 HEX NYLOCK FLANGE NUT
0260	5025011X8	1	BOLT, 5/16-18 X 1" GRD5 YZ
0280	5025127	1	NUT, 5/16-18 HEX SERRATED FLANGE (SMALL)
0350	5025096	8	NUT, 3/8-16 HEX NYLON LOCK
0360	5025156	12	WASHER, 3/8 SAE
0370	5025013X10	2	BOLT, 3/8-16 X 1-1/4" GD5 CZ
0380	5101715	2	GRIP, FOAM, .48 x 10 x .125 Black
0390	5025013X6	6	BOLT, 3/8-16 X 3/4" GD5 CZ
0400	5022846	2	BEARING-FLANGE, 5/8
0410	5104885	2	BEARING, BRONZE, FLANGED, 5/8", FLB10
0420	5025057	3	NUT, Hex, Nylon Locking, 5/16-18
0430	5025618X12	2	SCREW, SOC HD, 5/16-18 X 1-1/2, BLK
0440	5102148	3	SPACER, .33 X .50 X .50, YZ
0460	5104833	2	BALL JOINT, 5/16-24 RH FEMALE W/STUD, BR
0470	5025011X14	1	BOLT, 5/16-18 X 1-3/4" GD5 YZ

Neutral Lockout Group S/N: 4000089209 and Above

Note: Unless noted otherwise, use the standard torque specifications

Mfg. No: 5902170



Neutral Lockout Group S/N: 4000089209 and Above

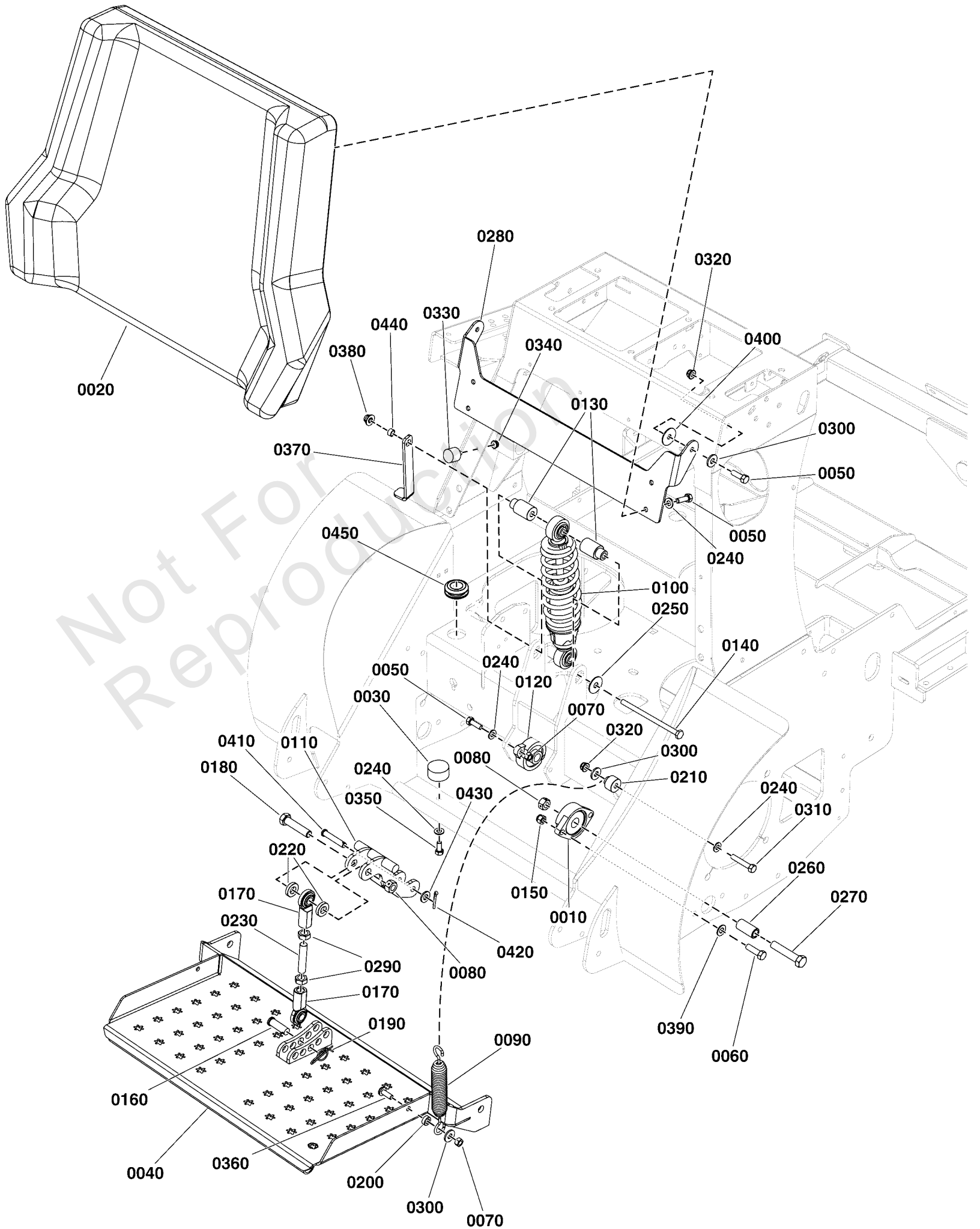
REF NO	PART NO	QTY	DESCRIPTION
0010	5418767A	1	WELD, NEUTRAL LOCK SHAFT, SRS - BLK
0020	5101123	2	BEARING, 1/2 FLANGED, PLASTIC BALL
0030	5025011X16	1	BOLT, 5/16-18 X 2" GD5 YZ
0040	5025127	2	NUT, 5/16-18 HEX SERRATED FLANGE (SMALL)
0050	5025010X6	4	BOLT, 1/4"-20 X 3/4" GD5 YZ
0060	5025154	4	WASHER, 1/4 SAE
0070	5025391	4	NUT, 1/4-20 Hex Nylock Flange
0080	5025392	3	NUT, 5/16-18 HEX NYLOCK FLANGE NUT
0090	5025011X18	1	BOLT, 5/16-18 X 2-1/4" GD5 YZ
0100	5103767	1	SPACER, .33 X .63 X .36, PM, CZ
0110	5025055X12	1	BOLT- 5/16-18 X 1-1/2 GD5 TFL
0120	5023323	1	CLEVIS, 5/16-24, STEEL, CLEAR ZINC
0130	5023212	1	NUT, 5/16-24 HEX, LH
0140	5104494	1	BALL JOINT 5/16-24 LH FEMALE BRONZE RACE
0150	5104695	1	ROD, 5/16-24 X 3.25, CZ
0160	5025033	1	NUT, Hex, 5/16-24
0170	5025213X7	1	PIN, CLEVIS, 5/16 X 1, PLATED
0180	5025211	1	PIN, HAIR, .0585 X 1-1/8, 1/4 EYE, YZ

Operator Compartment Group - S/N: 2017890935 & Above

Note: Unless noted otherwise, use the standard torque specifications

Mfg. No: 5902170

5305039A



Operator Compartment Group - S/N: 2017890935 & Above

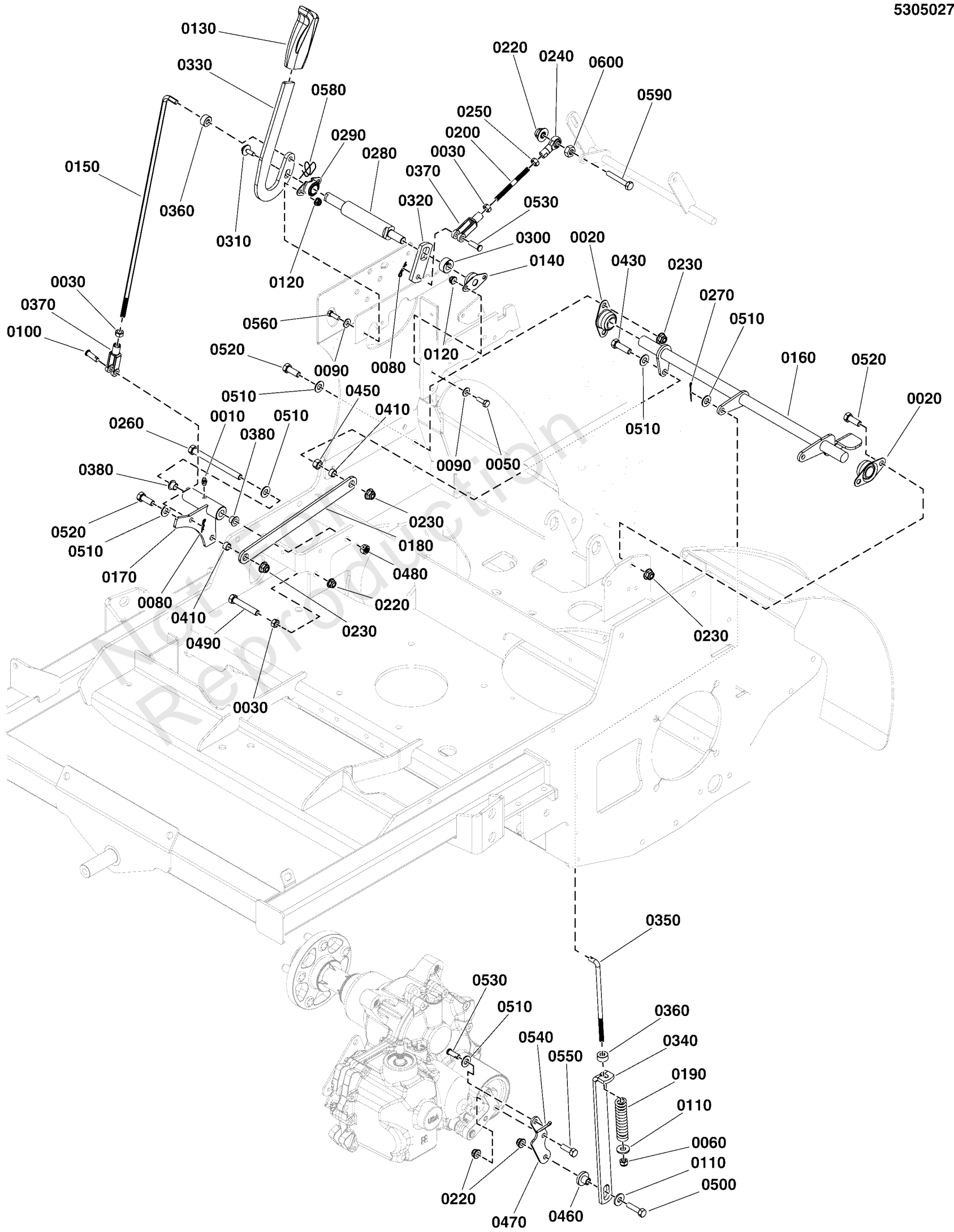
REF NO	PART NO	QTY	DESCRIPTION
0010	5021499	2	BEARING, FLANGE
0020	5104452	1	KNEE PAD, STAND-ON -(S/N: 4000875836 and below)
0020	5108192	1	KNEE PAD, STAND ON -(S/N: 4000875837 and above)
0030	5104593	2	BUMPER, RUBBER
0040	5415115A	1	WELD, FOOT PLATFORM, SRSZ3 - BLK
0050	5025011X8	10	BOLT, 5/16-18 X 1" GRD5 YZ
0060	5025013X10	4	BOLT, 3/8-16 X 1-1/4" GD5 CZ
0070	80003675	5	NUT, 5/16-1/8, HEX, CNTR LK, ZINC PHOS/OIL
0080	5025332	3	NUT, 1/2-13 Hex Side Lock
0090	5022847	1	SPRING-EXT, 1.04 ODX6.935LGX.148WR, BLK
0100	5104640	1	SHOCK / SPRING ASSEMBLY
0110	84008611	1	LINKAGE
0120	5022846	2	BEARING-FLANGE, 5/8
0130	5104620	2	SPACER, STEP, .39 X 1.00 X .69, CZ
0140	5025013X44	1	BOLT, 3/8-16 X 5-1/2" GD5 CZ
0150	5025096	4	NUT, 3/8-16 HEX NYLON LOCK
0160	5025328X12	1	PIN, CLEVIS, 1/2 X 1-1/2, PLATED
0170	1702779	2	JOINT-BALL .500-20 THD .500ID, CLR ZINC
0180	5025017X16	1	BOLT, 1/2-13 X 2" GD5 CZ
0190	5025540	1	PIN, SURE LOCK COTTER, .09 X .75, CZ
0200	5104654	1	SPACER, .33 X .63 X .25, CZ
0210	5104655	1	SPACER, .328 X 1.0 X .85, CZ
0220	5100520	2	SPACER, .52 X 1.00 X .22, PM, CZ
0230	5104663	1	ROD, THREADED, 1/2-20 X 2.25
0240	5025155	11	WASHER, 5/16" SAE
0250	5025165	1	WASHER, 3/8" Fender
0260	5104658	2	SPACER, .52 X .74 X 1.50, CZ
0270	5025017X18	2	BOLT, 1/2-13 X 2-1/4" GD5 CZ
0280	5415781B	1	PLATE, PAD MOUNT, SRS - RED
0290	5025089	2	NUT, 1/2-20 Hex Jam
0300	5025337	4	WASHER, 5/16" USS
0310	5025011X14	1	BOLT, 5/16-18 X 1-3/4" GD5 YZ
0320	5025392	3	NUT, 5/16-18 HEX NYLOCK FLANGE NUT
0330	5022673	2	BUMPER, RUBBER, 1/4-20
0340	5025391	2	NUT, 1/4-20 Hex Nylock Flange
0350	5025011X6	2	BOLT, 5/16-18 X 3/4 GD5
0360	1960086	1	SCREW, TRUSS HD TORX DR5/16-18X0.875 BLK
0370	5107798	1	PLATE, LINK, OPC, SRSZ
0380	5025394	1	NUT, 3/8 - 16 HEX NYLOCK FLANGE
0390	5025156	4	WASHER, 3/8 SAE
0400	5025164	2	WASHER, 5/16" Fender
0410	84007981	1	PIN, Clevis
0420	5025203X6	1	* PIN, COTTER, 1/8" X 3/4
0430	5025293	1	WASHER, 3/8" GR. 9 FLAT
0440	5041930	1	SPACER, .38 X .50 X .27, CZ
0450	5103944	1	GROMMET, 7/8"ID, 1/4" THICK STK

Parking Brake Group

Note: Unless noted otherwise, use the standard torque specifications

Mfg. No: 5902170

5305027



Parking Brake Group

REF NO	PART NO	QTY	DESCRIPTION
0010	5020095	1	GREASE FITTING, 1/4-28 Straight
0020	5021098	2	BEARING, BRONZE FLANGE, 3/4"
0030	5025033	2	NUT, Hex, 5/16-24
0050	5025010X6	2	BOLT, 1/4"-20 X 3/4" GD5 YZ
0060	5025045	2	NUT, 5/16-24 HEX NYLON LOCK
0080	5025211	1	PIN, HAIR, .0585 X 1-1/8, 1/4 EYE, YZ
0090	5025154	4	WASHER, 1/4 SAE
0100	5025213X8	2	PIN, CLEVIS, 5/16 X 1, PLATED
0110	5025337	4	WASHER, 5/16" USS
0120	5025391	4	NUT, 1/4-20 Hex Nylock Flange
0130	5100171	1	GRIP, BLACK FLEXIBLE
0140	5101123	1	BEARING, 1/2 FLANGED, PLASTIC BALL
0150	5105314	1	ROD, BRAKE, Z3 -(S/N 2018025018 & Below) (Refer to Note: *)
0150	5105701	1	ROD, BRAKE, Z3 -(S/N 2018025019 & Above)
0150-10	5020047	1	COLLAR, 5/16" Set -(S/N 2018025018 & Below Only)
0160	5415110A	1	WELD, LOWER BRAKE SHAFT, SRSZ3 - BLK
0170	5415453A	1	WELD, BRAKE PIVOT, SRSZ3 - BLK
0180	5415129A	1	LINK, BRAKE, SRSZ3 - BLK
0190	5100385	2	SPRING, COMP. 1/2 ID X .140 WIRE X 3.25
0200	5104695	1	ROD, 5/16-24 X 3.25, CZ
0220	5025392	5	NUT, 5/16-18 HEX NYLOCK FLANGE NUT
0230	5025394	6	NUT, 3/8 - 16 HEX NYLOCK FLANGE
0240	5104494	1	BALL JOINT 5/16-24 LH FEMALE BRONZE RACE
0250	5023212	1	NUT, 5/16-24 HEX, LH
0260	5025013X36	1	BOLT, 3/8-16 X 4-1/2" GD5 CZ
0270	80002736	2	PIN, 3/32 X 0.750, COT, ZINC/CLEAR
0280	5104768	1	SHAFT, UPPER BRAKE ROD, SRSZ
0290	5104270	1	BEARING, 5/8" FLANGED, PLASTIC BALL
0300	5010580	1	COLLAR, 1/2 SET (1/2 SPLIT COLLAR IN MODEL)
0310	2860664	1	SCREW-HEX SEMS WSHR 1/4-20 X.88 DOG PT
0320	5106314	1	PLATE, BRAKE TAB, STAND-ON
0330	5416876A	1	PLATE, BRAKE LEVER, SRSZ - BLK
0340	84008450	2	MOUNT
0350	5105574	2	ROD, LOWER BRAKE CONTROL, CZ
0360	5020047	2	COLLAR, 5/16" Set
0370	5023323	2	CLEVIS, 5/16-24, STEEL, CLEAR ZINC
0380	5102773	2	BUSHING, .38ID X .47 OD X .38L, FL
0410	5041930	2	SPACER, .38 X .50 X .27, CZ
0430	5025013X10	1	BOLT, 3/8-16 X 1-1/4" GD5 CZ
0450	5025034	1	NUT, 3/8-16 HEX, YZ
0460	5105603	2	SPACER, STEP, .328 X 1.00 X .625, CZ
0470	5413575A	2	PLATE, BRAKE ARM, IS2100 - BLK
0480	5025100	1	NUT, Hex, Side Lock, 3/8-16
0490	5025013X18	1	BOLT, 3/8-16 X 2-1/4" GD5 CZ
0500	5025011X10	2	BOLT, 5/16-18 X 1-1/4" GD5 YZ

Footnotes:

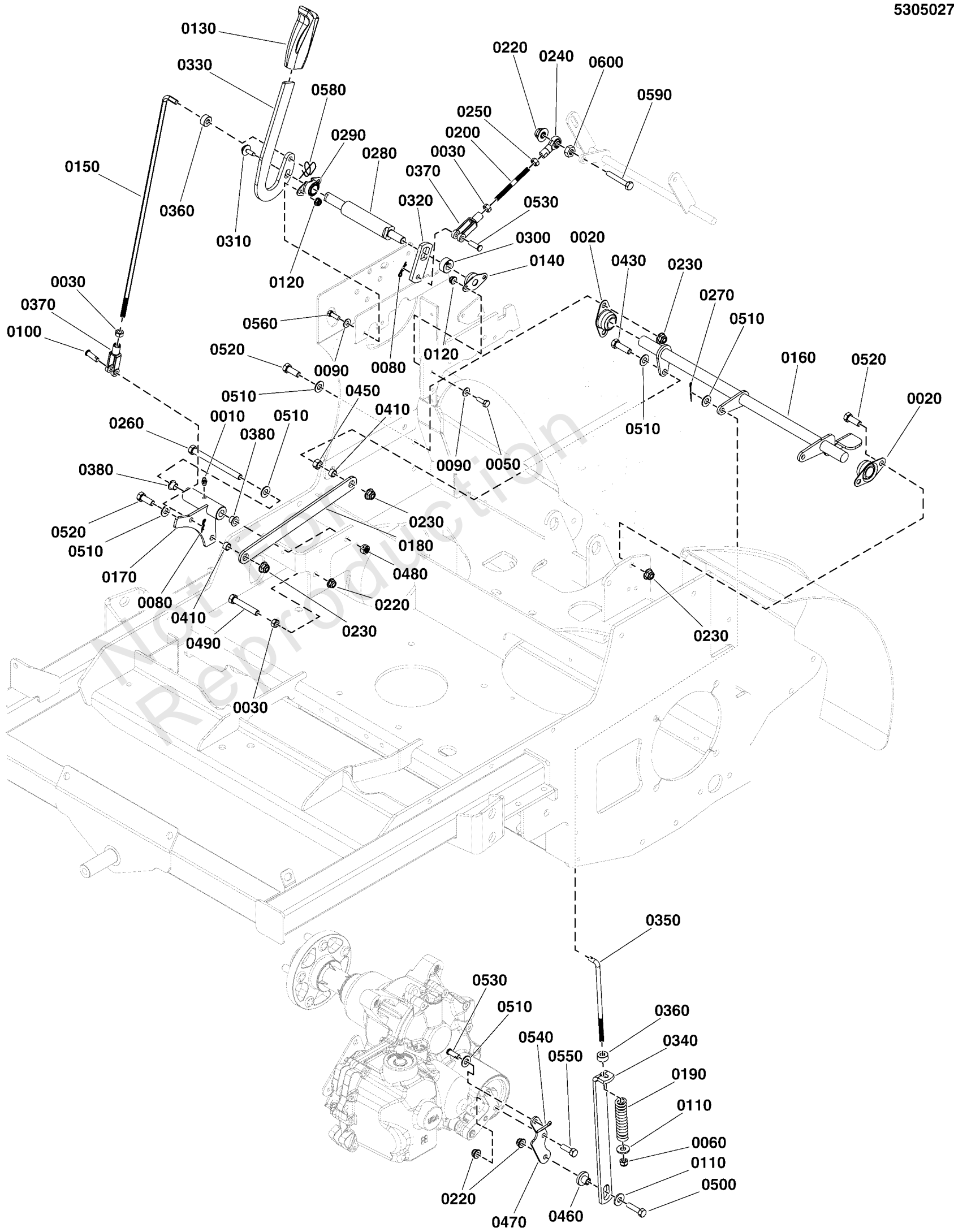
Note: **Older models may feature different hardware that is oriented differently, please update to the current hardware and orientation.
Note: * If replacing this rod, also order item #0580 and re-assemble to diagram.

Parking Brake Group

Note: Unless noted otherwise, use the standard torque specifications

Mfg. No: 5902170

5305027



Parking Brake Group

REF NO	PART NO	QTY	DESCRIPTION
0510	5025156	5	WASHER, 3/8 SAE
0520	5025013X8	5	BOLT, 3/8-16 X 1" GD5 CZ
0530	5025213X7	3	PIN, CLEVIS, 5/16 X 1, PLATED
0540	5025203X6	2	* PIN, COTTER, 1/8" X 3/4
0550	5025011X8	2	BOLT, 5/16-18 X 1" GRD5 YZ
0560	-----	2	HHCS, 1/4-20 X 0.625, GR5, ZINC/CLEAR
0580	5025639	1	RUE - 10 RETAINING PIN, .047"X5/16 SHAFT
0590	5025055X12	1	BOLT- 5/16-18 X 1-1/2 GD5 TFL -(Refer to Note: **)
0600	5025032	1	NUT, 5/16-18 HEX -(Refer to Note: **)

Not For
Reproduction

Footnotes:

Note: **Older models may feature different hardware that is oriented differently, please update to the current hardware and orientation.

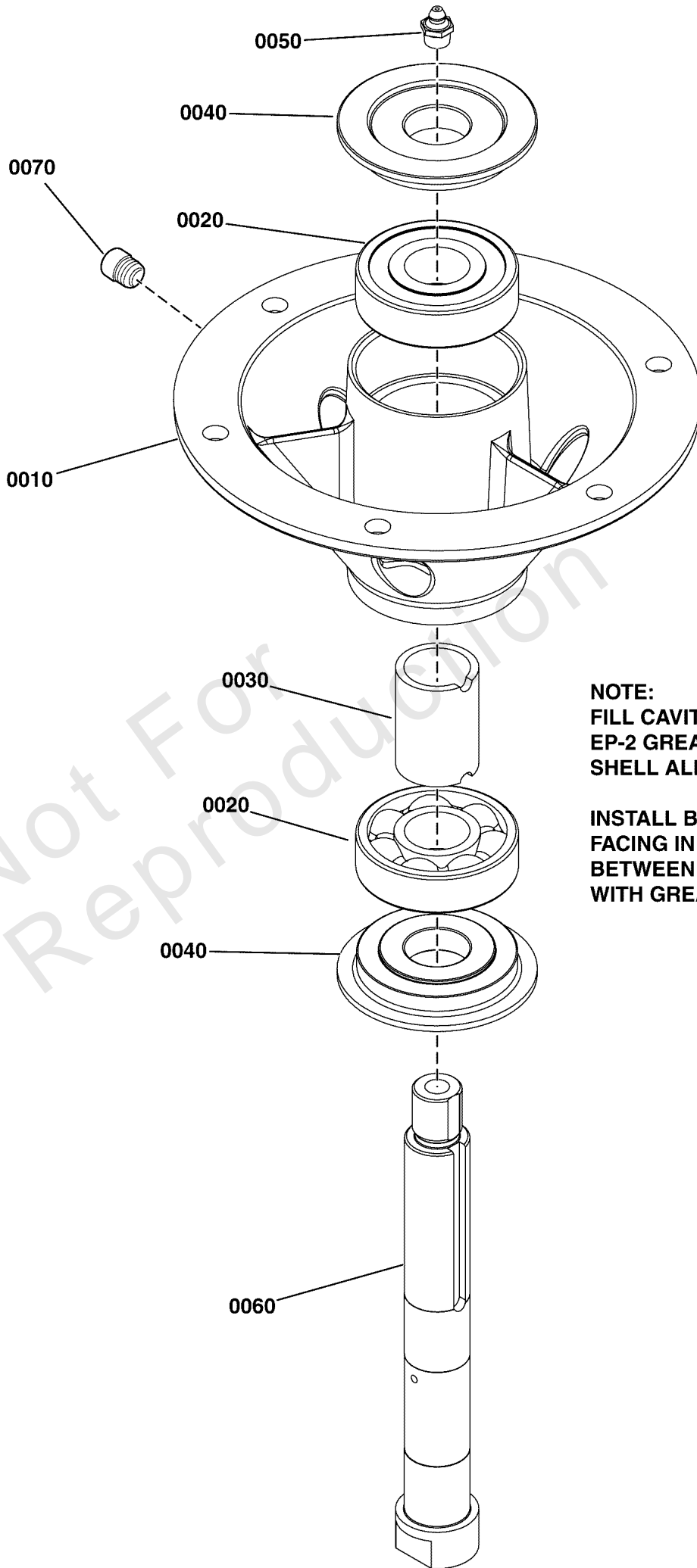
Note: * If replacing this rod, also order item #0580 and re-assemble to diagram.

Spindle Service Parts - 5104744

Note: Unless noted otherwise, use the standard torque specifications

Mfg. No: 5902170

5104744



NOTE:
FILL CAVITY WITH NLGI, GRADE 2,
EP-2 GREASE (SUPERPLEX EP-2,
SHELL ALBIDA LCW, BP ENERGREASE LC)

**INSTALL BEARINGS WITH OPEN SIDE
FACING IN TOWARDS SPACER. FILL AREA
BETWEEN BEARING AND TRASH SHIELD
WITH GREASE DURING ASSEMBLY.**

Spindle Service Parts - 5104744

REF NO	PART NO	QTY	DESCRIPTION
0010	-----	1	NLA - SPINDLE HOUSING -(Refer to Note: *)
0020	5023330	2	BEARING, .98 X 2.44 X .67
0030	5061099	1	SPACER, 1.00 X 1.25 X 1.75
0040	5049793	2	TRASH SHIELD
0050	5023329	1	FITTING, 1/8 NPT STR, SHORT
0060	5061100	1	SHAFT, SPINDLE
0070	5023296	1	FITTING, RELIEF, 1-5 PSI

Not For
Reproduction

Footnotes:

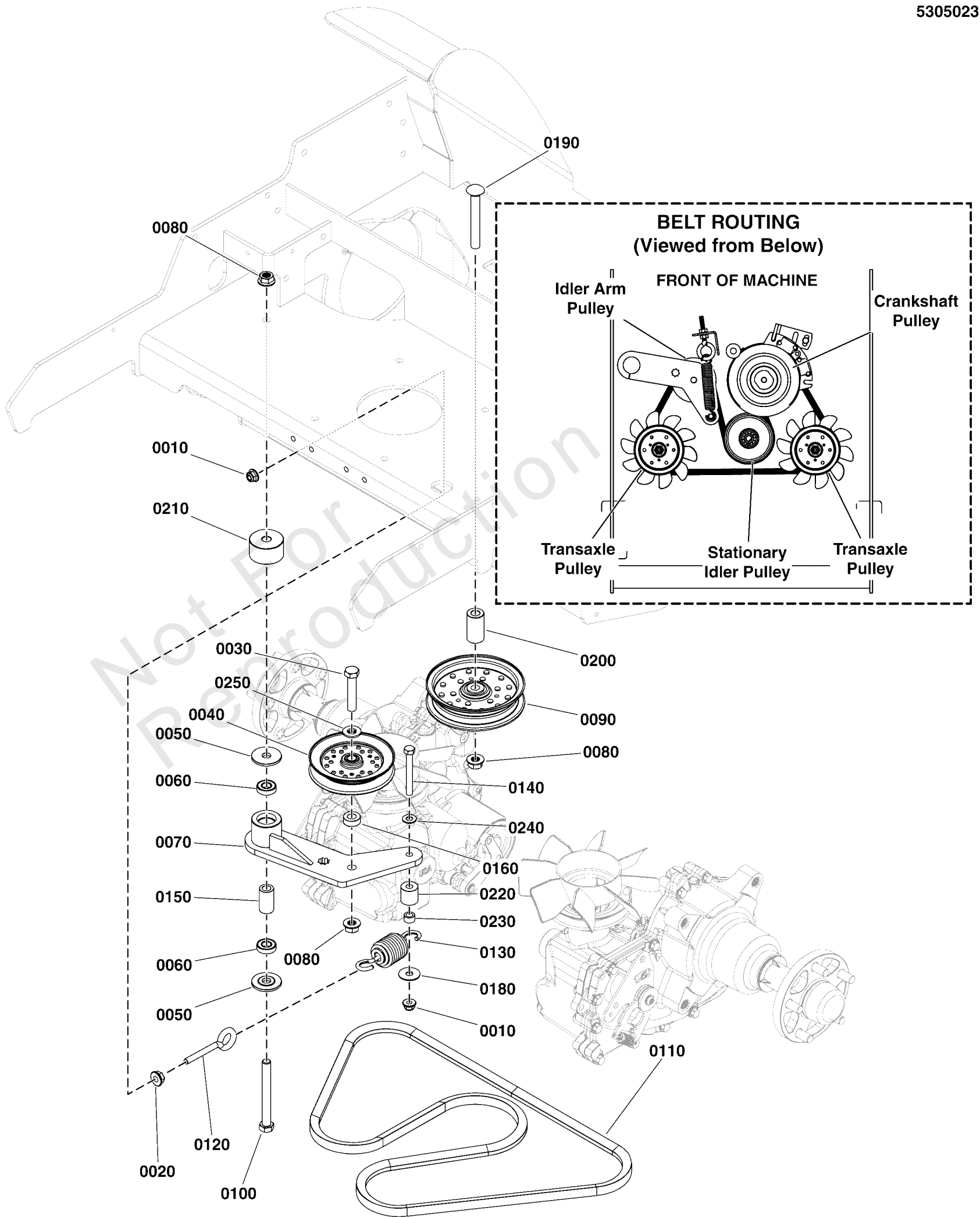
Note: *This is no longer available. If the spindle housing needs to be replaced order a complete new spindle assembly.

Transaxle Drive Group

Note: Unless noted otherwise, use the standard torque specifications

Mfg. No: 5902170

5305023



Transaxle Drive Group

REF NO	PART NO	QTY	DESCRIPTION
0010	5025394	2	NUT, 3/8 - 16 HEX NYLOCK FLANGE
0020	5025128	1	NUT, 3/8-16 Hex Large Serrated Flange
0030	5025017X20	1	BOLT, 1/2-13 X 2-1/2" GD5 CZ
0040	5105542	1	PULLEY, IDLER-V, 5.00OD X .510ID, CZ
0050	5103262	2	SPACER, IDLER ARM, 1/2, PM
0060	7078243	2	BEARING, BALL, AXLE
0070	5414039AA	1	WELD, TENSION ARM, PUMP DRIVE - BLK
0080	5025396	3	NUT, Hex Flange, Nylock, 1/2-13
0090	5101794	1	PULLEY, IDLER, 5" OD, 1" FACE, 5.75 FLANGE
0100	5025017X36	1	BOLT, 1/2-13 X 4-1/2" GD5 YZ
0110	5105316	1	BELT, B-SEC, 80.79, RAW EDGE, OPTI
0120	5025429	1	EYEBOLT, 3/8-16 X 4, 2.13THRD, .75EYE, C
0130	5104676	1	SPRING EXT, 1.50ODX4.75LGX.177WR, BLK
0140	5025013X20	1	BOLT, 3/8-16 X 2-1/2" GD5 CZ
0150	5103812	1	SPACER, .52 X .84 X 1.53, PM
0160	5044609	1	SPACER, .52 X 1.00 X .38, CZ
0180	5025165	1	WASHER, 3/8" Fender
0190	5025324X32	1	BOLT, 1/2-13 X 4", CARRIAGE
0200	5101413	1	SPACER, .52 X 1.00 X 1.83, CZ
0210	5105466	1	SPACER, .52 X 2.00 X 1.13, CZ
0220	5100896	1	SPACER, .390 X 1.00 X 1.00 - YZ
0230	5105297	1	SPACER, .39 X .63 X .375M DOM CZ
0240	5025156	1	WASHER, 3/8 SAE
0250	5025158	1	WASHER, 1/2 SAE

Transaxle Service Parts Group - 5105286 / 5105285

Note: Unless noted otherwise, use the standard torque specifications

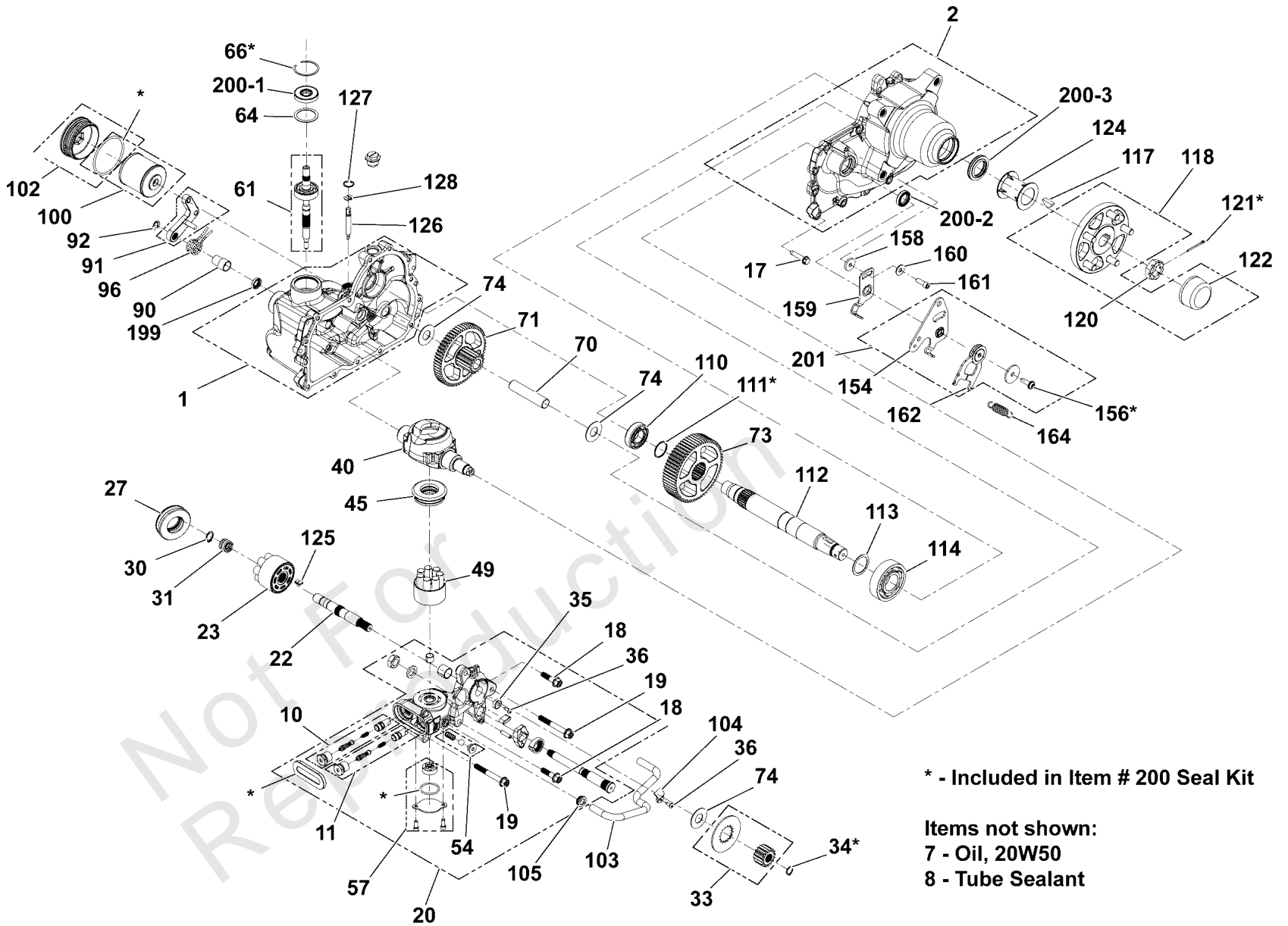
Mfg. No: 5902170

HYDRO-GEAR MODEL 1710-1065L (P/N: 5105286)

HYDRO-GEAR MODEL 1710-1076L (P/N: 5107881)

HYDRO-GEAR MODEL 1710-1065R (P/N: 5105285)

HYDRO-GEAR MODEL 1710-1076R (P/N: 5107880)



Transaxle Service Parts Group - 5105286 / 5105285

REF NO	PART NO	QTY	DESCRIPTION
1	-----	1	KIT, MAIN HOUSING -(Refer to Note: *)
2	-----	1	KIT, SIDE HOUSING -(Refer to Note: *)
7	-----	1	OIL -(Refer to Note: *)
8	5022905X1	1	SEALANT
10	-----	1	KIT, SHOCK VALVE -(Refer to Note: *)
11	-----	1	KIT, SHOCK VALVE -(Refer to Note: *)
17	-----	14	SCREW, HOUSING -(Refer to Note: *)
18	-----	2	SCREW, HEX FLANGE 3/8-16 X 1.5 -(Refer to Note: *)
19	-----	2	SCREW, HEX FLANGE 3/8-16 X 3.0 -(Refer to Note: *)
20	-----	2	KIT, CENTER SECTION -(Refer to Note: *)
22	-----	1	SHAFT, MOTOR -(Refer to Note: *)
23	-----	1	KIT, CYLINDER BLOCK (16cc) -(Refer to Note: *)
27	-----	1	BEARING, THRUST, MOTOR -(Refer to Note: *)
30	-----	1	RING, RETAINING -(Refer to Note: *)
31	1715302	1	SPRING-CYLINDER BLOCK 2000025
33	-----	1	KIT, BRAKE ROTOR, GEAR -(Refer to Note: *)
34	1706130	1	RING-SNAP (44145)
35	-----	1	MAGNET -(Refer to Note: *)
36	-----	2	BOLT, SELF-TAPPING -(Refer to Note: *)
40	-----	1	SWASHPLATE, MACHINED -(Refer to Note: *)
45	-----	1	BEARING, THRUST, PUMP -(Refer to Note: *)
49	-----	1	KIT, CYLINDER BLOCK (12cc) -(Refer to Note: *)
54	-----	1	KIT, CHARGE RELIEF -(Refer to Note: *)
57	-----	1	KIT, CHARGE PUMP -(Refer to Note: *)
61	5104385X3	1	KIT, INPUT SHAFT (BEARING & SHAFT ONLY) (SV)
64	-----	1	SPACER, INPUT -(Refer to Note: *)
66	-----	1	RING, RET, INTERNAL, INPUT -(Refer to Note: *)
70	-----	1	JACKSHAFT -(Refer to Note: *)
71	-----	1	KIT, GEARS -(Refer to Note: *)
73	-----	1	GEAR, 62T -(Refer to Note: *)

Footnotes:

Note: * See your authorized Hydro-Gear dealer for replacement parts.

Transaxle Service Parts Group - 5105286 / 5105285

Note: Unless noted otherwise, use the standard torque specifications

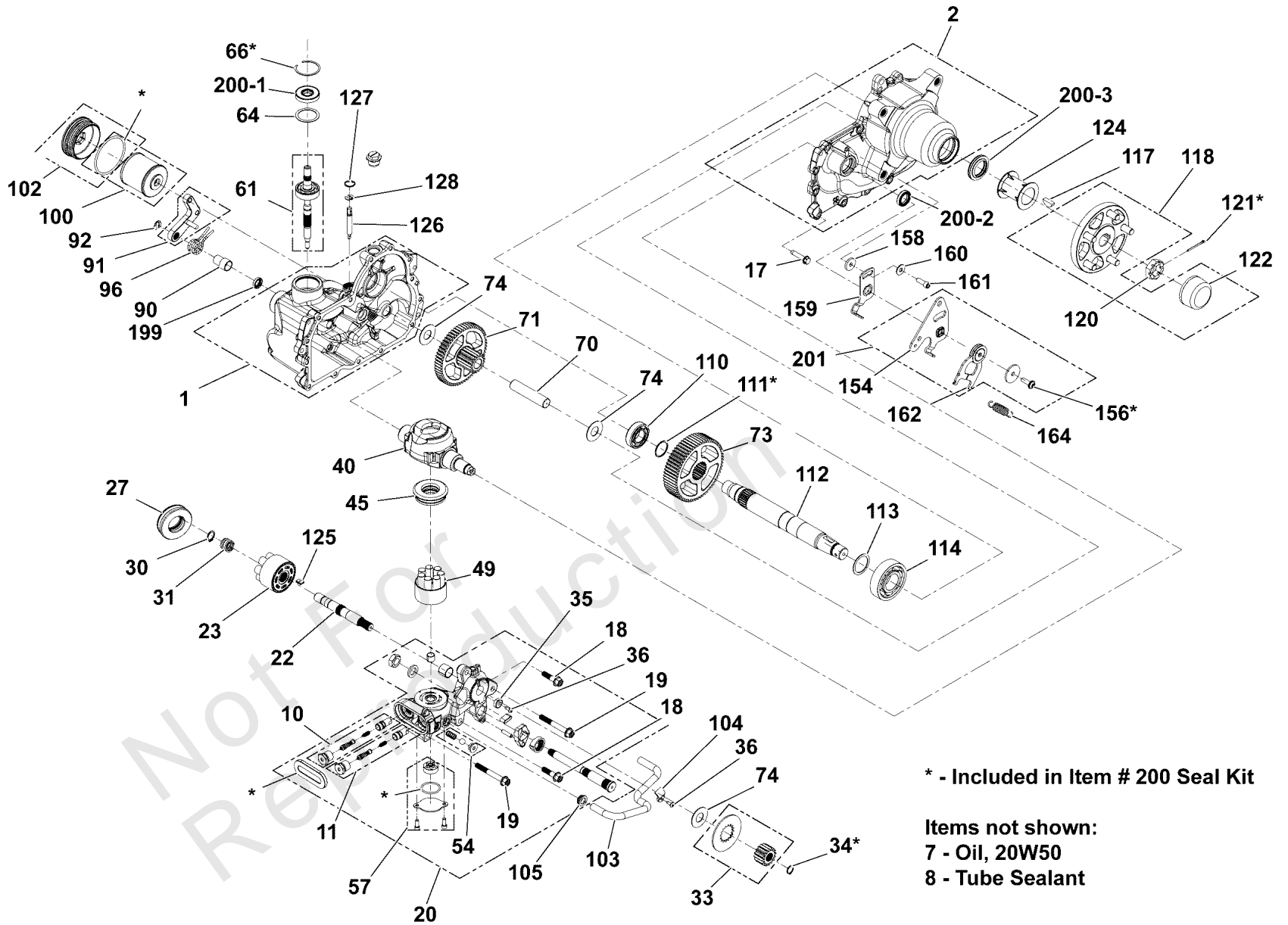
Mfg. No: 5902170

HYDRO-GEAR MODEL 1710-1065L (P/N: 5105286)

HYDRO-GEAR MODEL 1710-1076L (P/N: 5107881)

HYDRO-GEAR MODEL 1710-1065R (P/N: 5105285)

HYDRO-GEAR MODEL 1710-1076R (P/N: 5107880)



* - Included in Item # 200 Seal Kit

Items not shown:
 7 - Oil, 20W50
 8 - Tube Sealant

Transaxle Service Parts Group - 5105286 / 5105285

REF NO	PART NO	QTY	DESCRIPTION
74	-----	3	WASHER, JACKSHAFT -(Refer to Note: *)
90	-----	1	SPACER, SPRING -(Refer to Note: *)
91	-----	1	KIT, BRAKE, LH -(Refer to Note: *)
92	5104652	1	RETAINING RING, BRAKE ARM, ZT4400 (SV)
96	-----	1	SPRING, BRAKE RETURN -(Refer to Note: *)
100	5104385X1	1	KIT, FILTER (SV)
102	-----	1	KIT, FILTER PLUG -(Refer to Note: *)
103	-----	1	TUBE, FILTER, LH -(Refer to Note: *)
104	-----	1	CLAMP, TUBE, FILTER -(Refer to Note: *)
105	-----	1	GROMMET -(Refer to Note: *)
110	-----	1	BEARING, BALL, AXLE INBOARD -(Refer to Note: *)
111	-----	1	RING, RETAINING, .125, EXTERNAL, SPRING -(Refer to Note: *)
112	-----	1	SHAFT, AXLE -(Refer to Note: *)
113	-----	1	WASHER, AXLE, SHAFT BEARING -(Refer to Note: *)
114	-----	1	BEARING, BALL, OUTBOARD -(Refer to Note: *)
117	-----	1	KEY, SHAFT, AXLE -(Refer to Note: *)
118	5104385X7	1	KIT, HUB 5 BOLT (SV)
120	-----	1	NUT, HEX 1-20 SLOTTED -(Refer to Note: *)
121	-----	1	PIN, COTTER, 9/64 X 2 EXTENDED PRONG -(Refer to Note: *)
122	5101987X5	1	AXLE CAP, ZT5400
124	-----	1	TUBE, AXLE 1.40 X2.22 -(Refer to Note: *)
125	-----	1	PLATE, BYPASS -(Refer to Note: *)
126	-----	1	BYPASS ROD -(Refer to Note: *)
127	-----	1	BYPASS RETAINING RING 2 -(Refer to Note: *)
128	-----	1	BYPASS RETAINING RING 1 -(Refer to Note: *)
154	-----	1	ARM, CONTROL, LH -(Refer to Note: *)
156	-----	1	TWHCS, 5/16-24 X 1.00 (PATCH) -(Refer to Note: *)
158	-----	1	SPACER, .320X1.005X.179 -(Refer to Note: *)
159	-----	1	ARM, NEUTRAL, LH -(Refer to Note: *)
160	-----	1	WASHER, .34X.88X.06 -(Refer to Note: *)

Footnotes:

Note: * See your authorized Hydro-Gear dealer for replacement parts.

Transaxle Service Parts Group - 5105286 / 5105285

Note: Unless noted otherwise, use the standard torque specifications

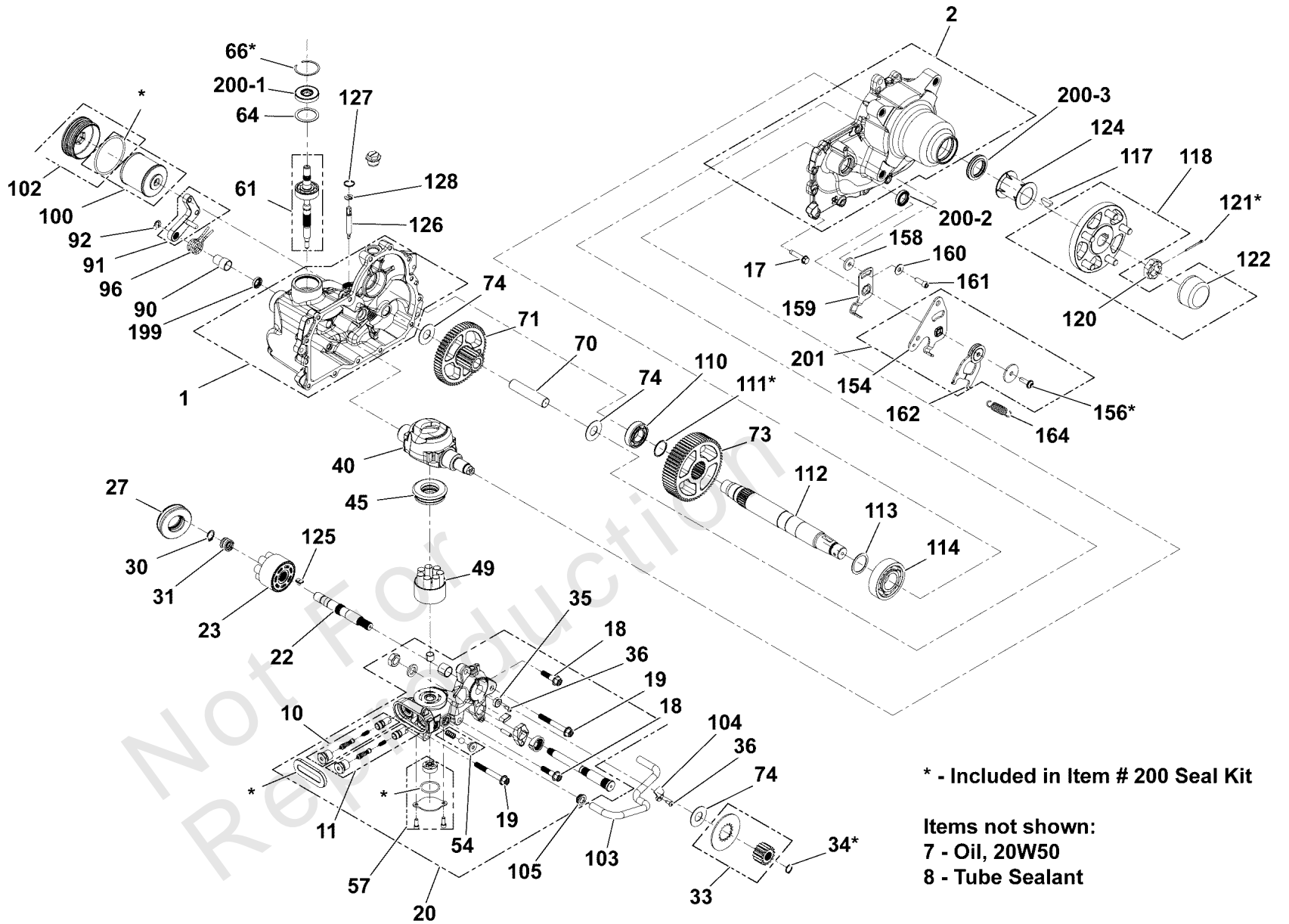
Mfg. No: 5902170

HYDRO-GEAR MODEL 1710-1065L (P/N: 5105286)

HYDRO-GEAR MODEL 1710-1076L (P/N: 5107881)

HYDRO-GEAR MODEL 1710-1065R (P/N: 5105285)

HYDRO-GEAR MODEL 1710-1076R (P/N: 5107880)



* - Included in Item # 200 Seal Kit

Items not shown:
 7 - Oil, 20W50
 8 - Tube Sealant

Transaxle Service Parts Group - 5105286 / 5105285

REF NO	PART NO	QTY	DESCRIPTION
161	-----	1	SHCS, 5/16-24 X .875 (PATCH)
162	-----	1	ASSEMBLY, RTN
164	5105285X1	1	SPRING, EXTENSION RTN-44LBS, H/G 51605
199	5109995	1	BRAKE SHAFT SEAL, 55523, ZT4400 & ZT5400 -(55523)
200	5104385X2	1	KIT, SEAL (SV)
200-1	5104385X4	1	KIT, INPUT SEAL (SV)
200-2	5104385X6	1	KIT, CONTROL ARM SEAL, HG# 55526
200-3	5104385X5	1	KIT, AXLE SEAL (SV)
201	1735490	1	KIT, L.H. Control Arm

Not For
Reproduction

Footnotes:

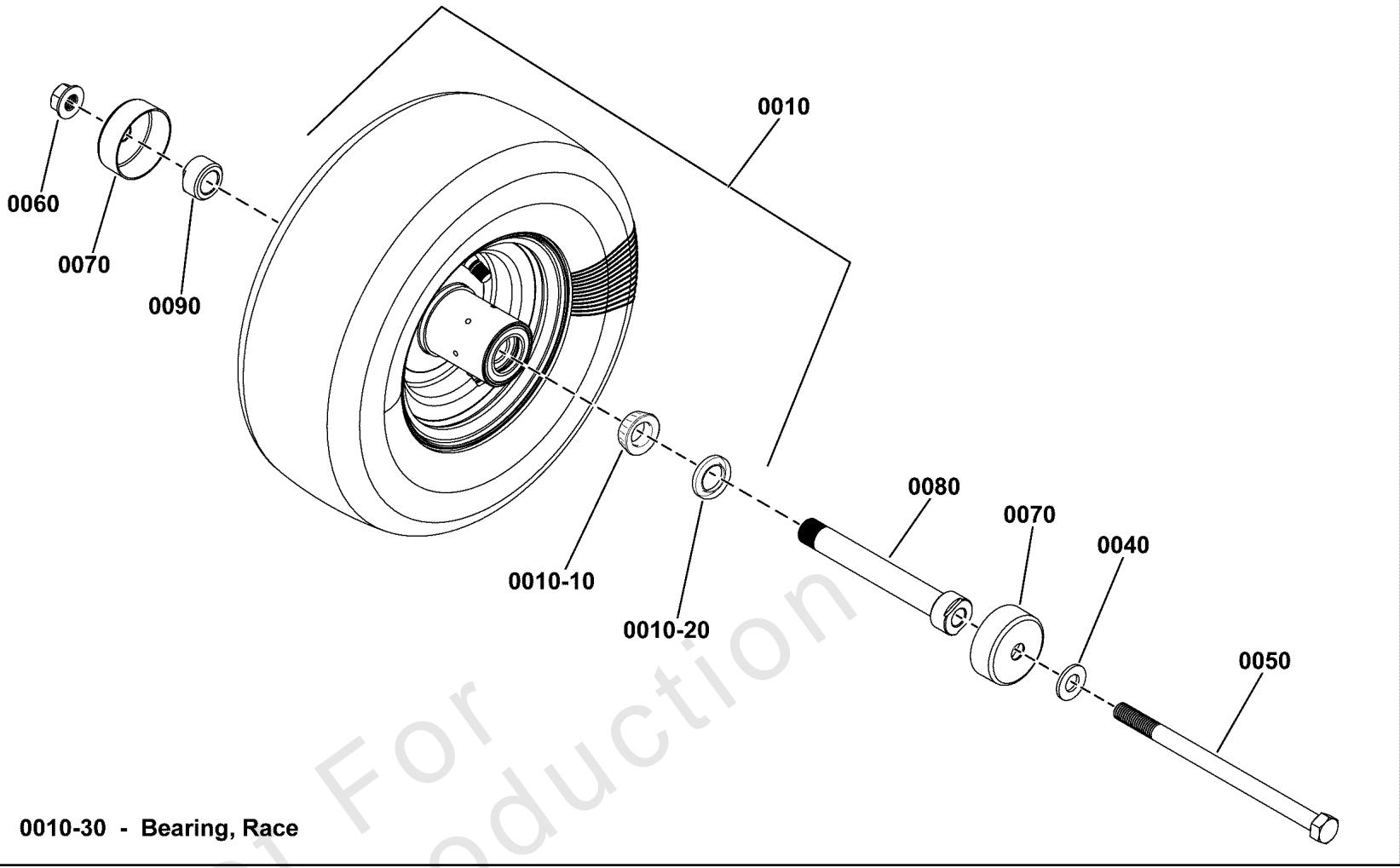
Note: * See your authorized Hydro-Gear dealer for replacement parts.

Wheel and Tire Group

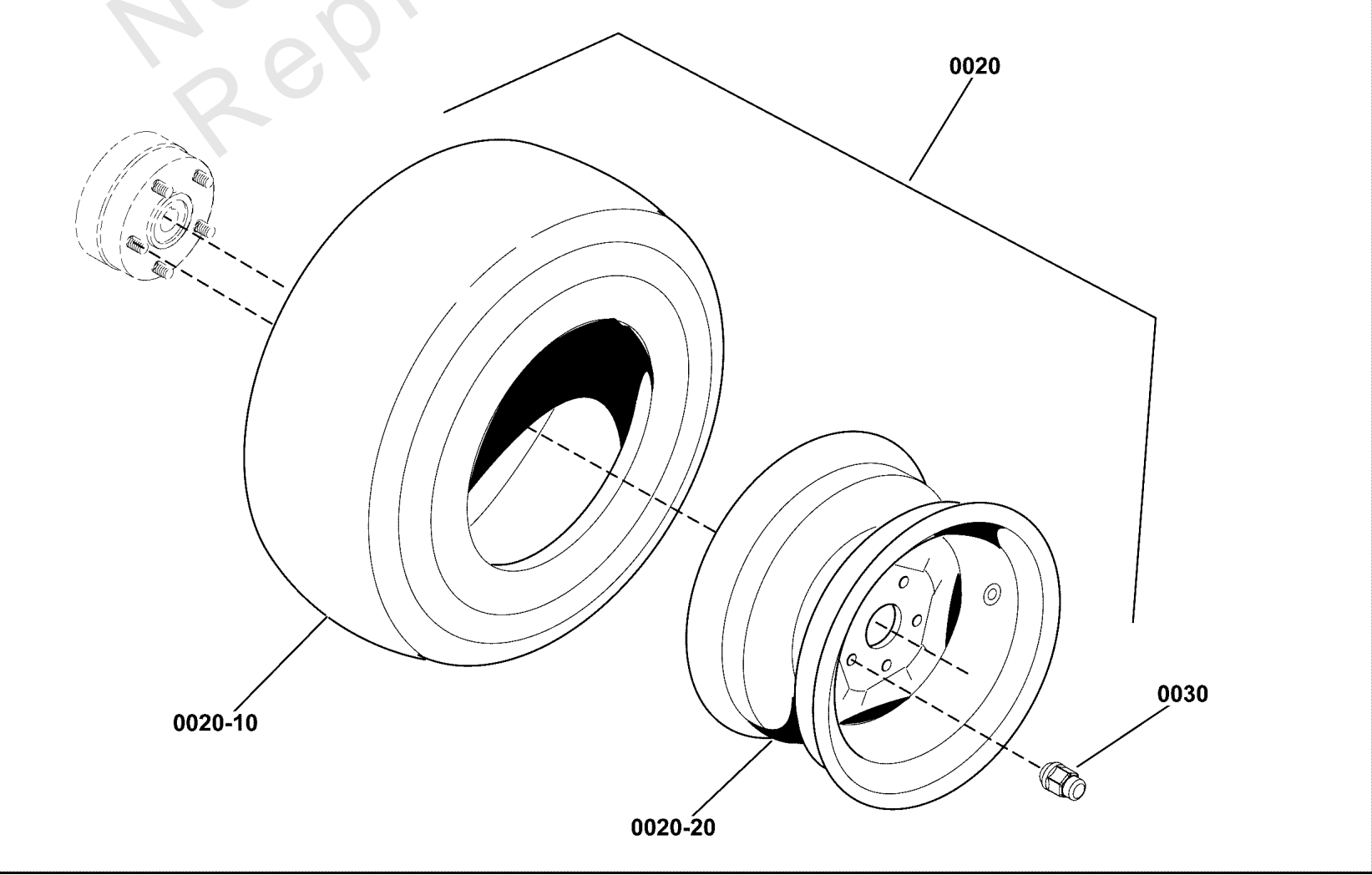
Note: Unless noted otherwise, use the standard torque specifications

Mfg. No: 5902170

Front Wheels & Tires



Rear Wheels & Tires



Wheel and Tire Group

REF NO	PART NO	QTY	DESCRIPTION
0010	5108751	2	TIRE ASM 13 X 6.5-6, FF/TB, BLACK
0010-10	5022631SX2	2	BEARING, Tapered Roller -(SV - 2 per tire)
0010-20	5022631SX3	2	SEAL, GREASE -(SV - 2 per tire)
0010-30	5022631SX4	2	BEARING, RACE -(SV - 2 per tire)
0020	5109043FS	2	TIRE ASSEMBLY -5109043FS
0020-10	5023240X1YP	2	TIRE 24 X 12 X 12 -(SV - 1 per tire)
0020-20	-----	2	WHEEL RIM -(SV - 1 per tire)
0030	-----	10	LUG NUT, Black -(Originally Black Lug nut - Replacement 5020601SM is silver in color).
0030	5020601SM	10	NUT, 1/2-20, FOR WHEEL BOLT SILVER -(Replacement 5020601SM is silver in color).
0040	5025158	2	WASHER, 1/2 SAE
0050	5025017X72	2	BOLT, 1/2-13 X 9" GD5 YZ
0060	5025396	2	NUT, Hex Flange, Nylock, 1/2-13
0070	5108803	4	DUST CAP, CASTER TIRE, BLACK
0080	5103649	2	BEARING ADJUSTER, SPACER, 7.062 LG
0090	5103650	2	NUT, BEARING ADJUSTER, AXLE

Hardware Identification & Torque Specifications

Torque Specification Chart								
FOR STANDARD METRIC MACHINE HARDWARE (Tolerance ± 20%)								
Property Class	5.6		8.8		10.9		12.9	
	Class 5.6		Class 8.8		Class 10.9		Class 12.9	
Size Of Hardware	in/lbs	Nm.	in/lbs	Nm.	in/lbs	Nm.	in/lbs	Nm.
	ft/lbs		ft/lbs		ft/lbs		ft/lbs	
M3	5.88	.56	13.44	1.28	19.2	1.80	22.92	2.15
M4	13.44	1.28	30.72	2.90	43.44	4.10	52.56	4.95
M5	26.4	2.50	60.96	5.75	5.97	8.10	7.15	9.7
M6	44.64	4.3	7.3	9.9	10.3	14	12.1	16.5
M7	5.2	7.1	12.1	16.5	16.9	23	19.9	27
M8	7.7	10.5	17.7	24	25	34	29	40
M10	15	21	35	48	50	67	59	81
M12	26	36	61	83	86.2	117	103	140
M14	42	58	101	132	136	185	162	220
M16	64	88	147	200	210	285	250	340
M18	89	121	202	275	287	390	346	470
M20	126	171	290	390	405	550	486	660
M22	169	230	390	530	559	745	656	890
M24	217	295	497	375	708	960	840	1140
M27	320	435	733	995	1032	1400	1239	1680
M30	435	590	995	1350	1401	1900	1681	2280
M33	590	800	1349	1830	1902	2580	2278	3090
M36	759	1030	1740	2360	2441	3310	2935	3980
M39	988	1340	2249	3050	3163	4290	3798	5150

Torque Specification Chart						
FOR STANDARD MACHINE HARDWARE (Tolerance ± 20%)						
Hardware Grade	No Marks		SAE Grade 5		SAE Grade 8	
	SAE Grade 2		SAE Grade 5		SAE Grade 8	
Size Of Hardware	in/lbs	Nm.	in/lbs	Nm.	in/lbs	Nm.
	ft/lbs		ft/lbs		ft/lbs	
8-32	19	2.1	30	3.4	41	4.6
8-36	20	2.3	31	3.5	43	4.9
10-24	27	3.1	43	4.9	60	6.8
10-32	31	3.5	49	5.5	68	7.7
1/4-20	66	7.6	8	10.9	12	16.3
1/4-28	76	8.6	10	13.6	14	19.0
5/16-18	11	15.0	17	23.1	25	34.0
5/16-24	12	16.3	19	25.8	29	34.0
3/8-16	20	27.2	30	40.8	45	61.2
3/8-24	23	31.3	35	47.6	50	68.0
7/16-14	30	40.8	50	68.0	70	95.2
7/16-20	35	47.6	55	74.8	80	108.8
1/2-13	50	68.0	75	102.0	110	149.6
1/2-20	55	74.8	90	122.4	120	163.2
9/16-12	65	88.4	110	149.6	150	204.0
9/16-18	75	102.0	120	163.2	170	231.2
5/8-11	90	122.4	150	204.0	220	299.2
5/8-18	100	136	180	244.8	240	326.4
3/4-10	160	217.6	260	353.6	386	525.0
3/4-16	180	244.8	300	408.0	420	571.2
7/8-9	140	190.4	400	544.0	600	816.0
7/8-14	155	210.8	440	598.4	660	897.6
1-8	220	299.2	580	788.8	900	1,244.0
1-12	240	326.4	640	870.4	1,000	1,360.0

The guides and ruler furnished below are designed to help you select the appropriate hardware.



Nut, M8

Thread Diameter (mm)

Inside Diameter (in) Threads per inch

Nut, 1/2-16



Screw, M8- 1.25 x 25

Thread Diameter (mm) Distance between threads (mm) Body Length (mm)

Body Diameter Threads per inch Body Length (in)

Screw, 1/2- 16 x 2



Standard Hardware Sizing

When a washer or nut is identified as 1/2" (M8), this is the *Nominal size*, meaning the *inside diameter* is 1/2 inch (8mm metric thread diameter); if a second number is present it represents the *threads per inch* (distance between threads).

When bolt or capscrew is identified as 1/2 - 16 x 2" (M8 - 1.25 x 50), this means the *Nominal size*, or body diameter is 1/2 inch (8mm metric thread diameter), the second number, 16, represents the *threads per inch*, (*distance between threads*). The final number is the body length of the bolt or screw, 2 inches (50mm).

NOTES

- These torque values are to be used for all hardware excluding: locknuts, self-tapping screws, thread forming screws, sheet metal screws and socket head setscrews.
- Recommended seating torque values for locknuts:
 - for prevailing torque locknuts - use 65% of grade 5 torques.
 - for flange whizlock nuts and screws - use 135% of grade 5 torques.
- Unless otherwise noted on assembly drawings, all torque values must meet this specification.

Common Hardware Types

Hex Head Capscrew



Washer



Carriage Bolt



Hex Nut

Wrench & Fastener Size Guide

1/4" Bolt or Nut Wrench—7/16"	5/16" Bolt or Nut Wrench—1/2"	3/8" Bolt or Nut Wrench—9/16"	7/16" Bolt or Nut Wrench (Bolt)—5/8" Wrench (Nut)—11/16"	1/2" Bolt or Nut Wrench—3/4"
M6 Bolt or Nut Wrench—10mm	M8 Bolt or Nut Wrench—13mm	M10 Bolt or Nut Wrench—17mm	M12 Bolt or Nut Wrench—19mm	M14 Bolt or Nut Wrench—22mm

