



Parts Manual

Mfg. No: 5901908

IS600Z Series w/ 48" Side Discharge Flat-Nosed Mower Deck (IS600ZKAV1948)



- 5600031 - Kit, Trailer Hitch (IS600/IS700/IS2100/IS2600/IS5100/F160/F210).....
- 5600963 - Striping Kit, 44FN & 48 iCD Deck.....
- 5023280 - Flat Free Tire Assembly (13 X 5 - 6).....
- 5600778 - 48" iCD TURBO-Pro; 2-Bag Hard Top Grass Collection System (600).....
- 5600647 - Headlight Kit.....
- 5601096 - Mulch Kit for ZTR w/ 48" Flat Nosed Deck, IS600Z.....
- 5601078 - Service Jack Mount Kit (7.25").....
- 5601080 - Service Jack Kit.....
- 5600085 - Striping Kit, 48FN & 52FN Deck.....

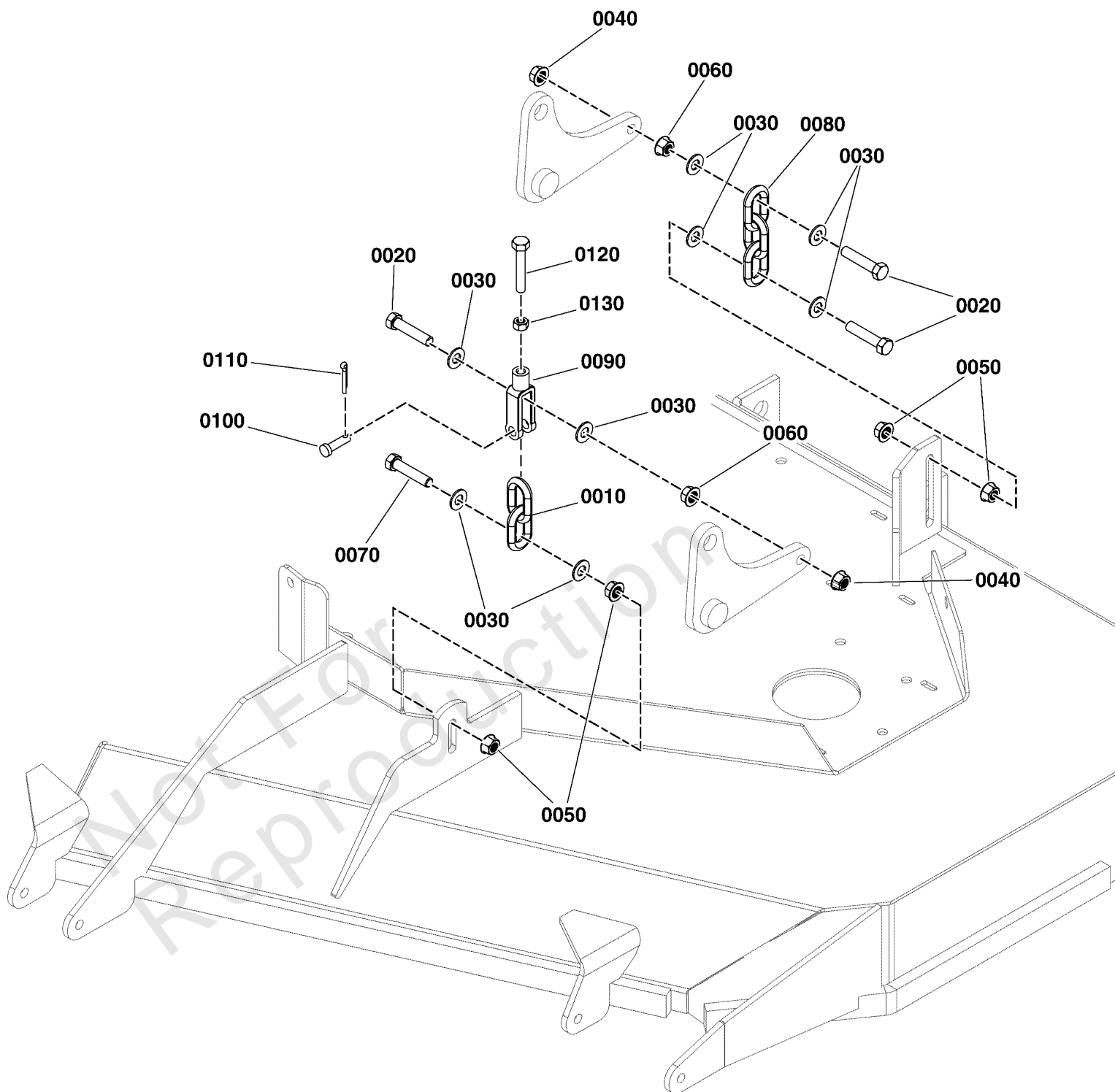
Not For
Reproduction

| Model Components | Page |
|--|-------------|
| 48" Mower Deck Group - Hanger Chains..... | 4 |
| 48" Mower Deck Group - Housing, Covers, Spindles & Blades..... | 6 |
| 48" Mower Deck Group - Pulleys, Belt & Idler Arm..... | 8 |
| 48" Mower Deck Group - Rollers..... | 10 |
| Decal Group - Brand and Model..... | 12 |
| Decal Group - Safety & Operation..... | 14 |
| Deck Lift Group..... | 16 |
| Electrical Group..... | 18 |
| Electrical Schematic - Charging Circuit Kawi FR730V, FS600V, FS691V, FS730V..... | 20 |
| Electrical Schematic - Cranking Circuit Kawi FR730V, FS600V, FS691V, FS730V..... | 22 |
| Electrical Schematic - Ign. Grounding Circuit/Op. Pres. Kawi FR730V, FS600V, FS691V, FS730V..... | 24 |
| Electrical Schematic - PTO Clutch Circuit Kawi FR730V, FS600V, FS691V, FS730V..... | 26 |
| Engine & PTO Group - Kawasaki FS600V..... | 28 |
| Evap Group..... | 30 |
| Fuel Tank & Mount Group..... | 32 |
| Hydraulic Group..... | 34 |
| Instrument Control Panel Group..... | 36 |
| Main Frame & Front Suspension Group..... | 38 |
| Motion Control Group - Control System..... | 40 |
| Motion Control Group - Handles & Dampeners..... | 42 |
| Parking Brake Group..... | 44 |
| Rear Bumper and ROPS Group - Models with Folding Roll Bars..... | 46 |
| Rear Suspension Group..... | 48 |
| Seat Mount & Floor Group S/N: 4000875837 to 4002340028..... | 50 |
| Seat Mount & Floor Group S/N: 4002340029 and Above..... | 52 |
| Spindle SERVICE PARTS - 5061095..... | 54 |
| Transaxle Drive Group..... | 56 |
| Transaxle SERVICE Parts - Hydro-Gear ZT3200..... | 58 |
| Wheel and Tire Group..... | 62 |
| Torque Specification Chart..... | 64 |

48" Mower Deck Group - Hanger Chains

Note: Unless noted otherwise, use the standard torque specifications

Mfg. No: 5901908



48" Mower Deck Group - Hanger Chains

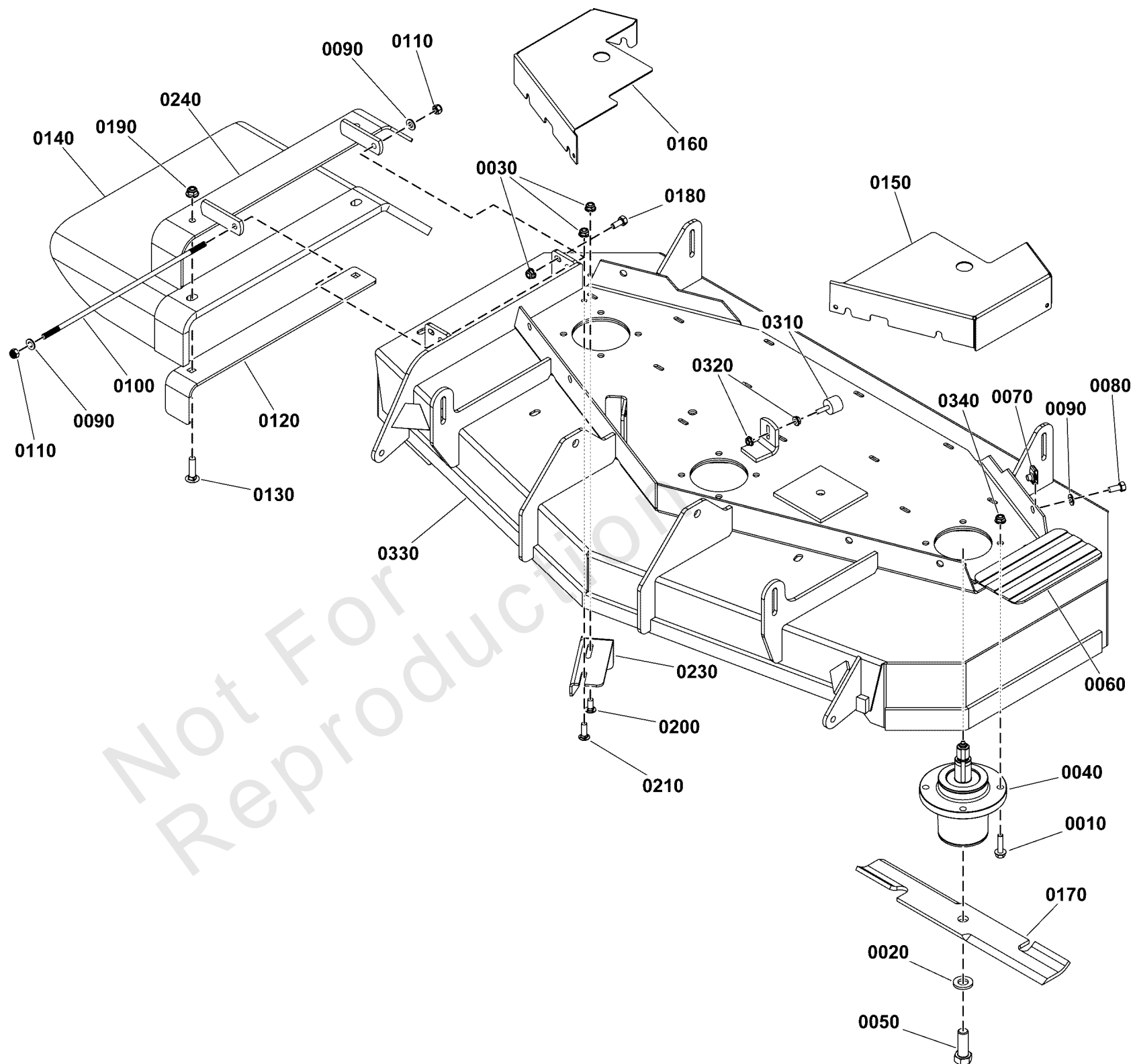
| REF NO | PART NO | QTY | DESCRIPTION |
|--------|------------|-----|---|
| 0010 | 5050878X2 | 2 | HANGER, FRONT DECK - 2 LINK |
| 0020 | 5025013X14 | 6 | BOLT, 3/8-16 X 1-3/4" GD5 CZ |
| 0030 | 5025156 | 16 | WASHER, 3/8 SAE |
| 0040 | 5025394 | 4 | NUT, 3/8 - 16 HEX NYLOCK FLANGE |
| 0050 | 5025128 | 8 | NUT, 3/8-16 Hex Large Serrated Flange |
| 0060 | 5025084 | 4 | NUT, 3/8-16 HEX JAM |
| 0070 | 5025013X16 | 2 | BOLT, 3/8-16 X 2, GD5, CZ |
| 0080 | 5050878X3 | 2 | CHAIN, 5/16" GD30, 3 LINKS |
| 0090 | 5100375 | 2 | CLEVIS, 5/16-18, 3/8 PIN HOLE, CLR ZINC |
| 0100 | 5025214X9 | 2 | PIN, CLEVIS, 3/8 X 1-1/8, PLATED |
| 0110 | 80002736 | 2 | PIN, 3/32 X 0.750, COT, ZINC/CLEAR |
| 0120 | 5025055X16 | 2 | BOLT, 5/16-18 X 2 GD5 TFL, CZ |
| 0130 | 5025032 | 2 | NUT, 5/16-18 HEX |

Not For Reproduction

48" Mower Deck Group - Housing, Covers, Spindles & Blades

Note: Unless noted otherwise, use the standard torque specifications

Mfg. No: 5901908



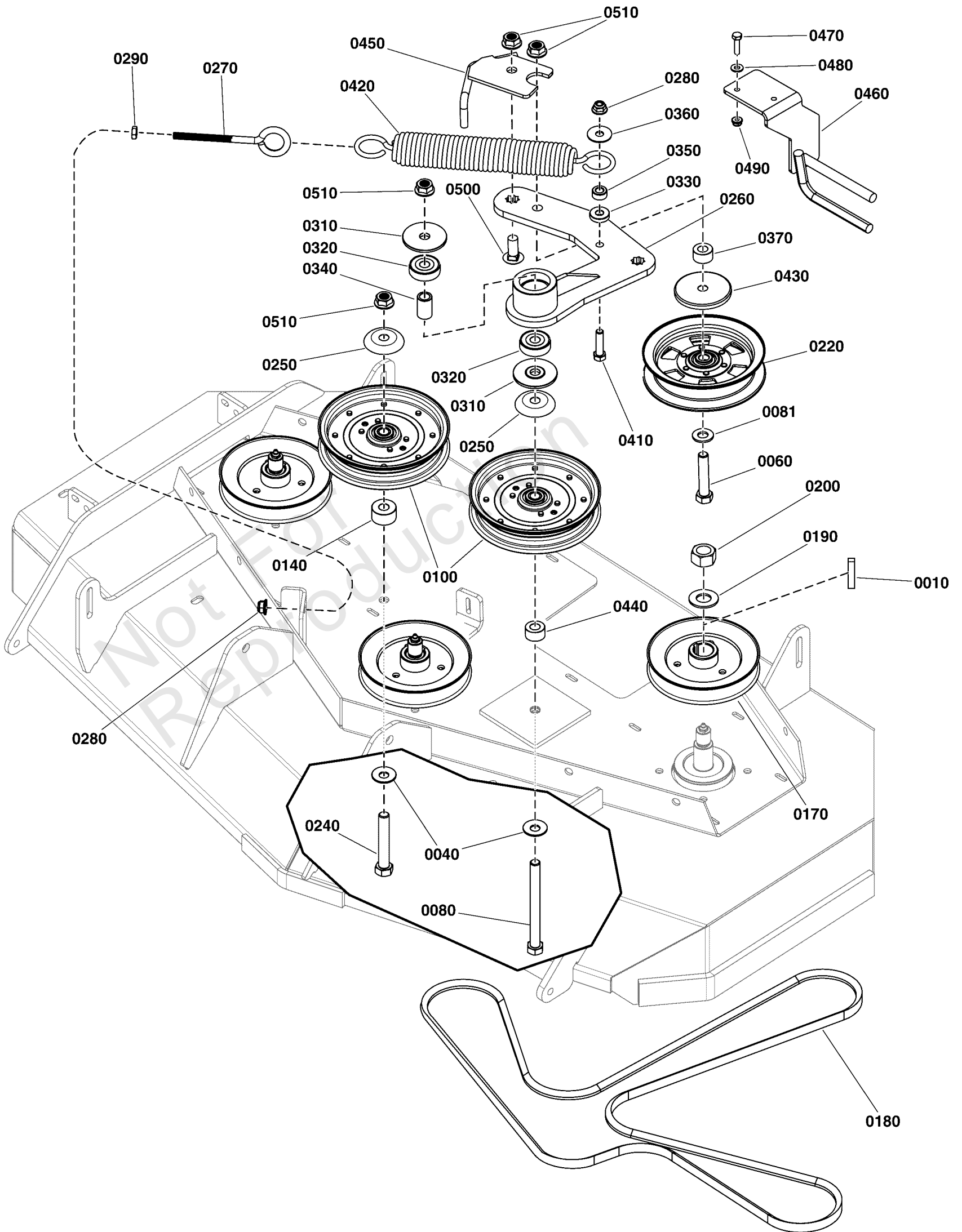
48" Mower Deck Group - Housing, Covers, Spindles & Blades

| REF NO | PART NO | QTY | DESCRIPTION |
|--------|------------|-----|--|
| 0010 | 5025390X10 | 12 | BOLT, 3/8-16 X 1-1/4, FLANGE, GD 5, CZ -(Torque spindle mounting bolt to 30 ft-lbs (41 Nm)) |
| 0020 | 5025477 | 3 | WASHER, BLADE BOLT, 9/16" F436, CZ |
| 0030 | 5025392 | 3 | NUT, 5/16-18 HEX NYLOCK FLANGE NUT |
| 0040 | 5061095 | 3 | SPINDLE, ASSM, ALUMINUM - 5.25 |
| 0050 | 5025320X14 | 3 | BOLT, 5/8-11 X 1-3/4 GD8 -(Torque blade mounting bolt to 120 ft-lbs (163 Nm)) |
| 0060 | 5101004 | 1 | SAFETY WALK, 4.00 X 7.50 |
| 0070 | 5022308 | 6 | BODY CLIP, 5/16-18-7GA MATERIAL |
| 0080 | 5025011X6 | 6 | BOLT, 5/16-18 X 3/4 GD5 |
| 0090 | 5025155 | 8 | WASHER, 5/16" SAE |
| 0100 | 5042555 | 1 | ROD, 5/16 X 13.75, TBE, CZ |
| 0110 | 5025045 | 2 | NUT, 5/16-24 HEX NYLON LOCK |
| 0120 | 5413401A | 1 | SUPPORT, DISCHARGE CHUTE - BLK |
| 0130 | 5025146X12 | 2 | BOLT, 3/8-16 X 1-1/2, CARRIAGE, GD5, CZ |
| 0140 | 5413498 | 1 | CHUTE, RUBBER DISCHARGE CHUTE (5104441) |
| 0150 | 5408163B | 1 | GUARD, DECK, LH - RED |
| 0160 | 5408162B | 1 | GUARD, 48" MOWER DECK, RH |
| 0170 | 5101986S | 1 | BLADES, SET OF THREE (3); 16.25 X.25 X 2.5, 1 X 3.5 -(Set of 3 blades) |
| 0180 | 5025011X6 | 1 | BOLT, 5/16-18 X 3/4 GD5 |
| 0190 | 5025394 | 2 | NUT, 3/8 - 16 HEX NYLOCK FLANGE |
| 0200 | 5025145X6 | 1 | BOLT, 5/16-18 X 3/4, CARRIAGE, GD5, CZ |
| 0210 | 5025145X8 | 1 | BOLT, 5/16-18 X 1, CARRIAGE, GD5, CZ |
| 0230 | 5401344A | 1 | PLATE, DEFLECTOR - BLK |
| 0240 | 5413403A | 1 | WELD, MOUNT, DISCHARGE CHUTE - BLK |
| 0310 | 5105237 | 1 | BUMPER, RUBBER, 1/4-20 X 7/8" STUD |
| 0320 | 5025126 | 2 | NUT, 1/4-20 HEX SERR. FLANGE |
| 0330 | 5601091 | 1 | DECK SHELL W/DECALS, 48, IS600Z (5417985B) |
| 0340 | 5025394 | 12 | NUT, 3/8 - 16 HEX NYLOCK FLANGE |

48" Mower Deck Group - Pulleys, Belt & Idler Arm

Note: Unless noted otherwise, use the standard torque specifications

Mfg. No: 5901908



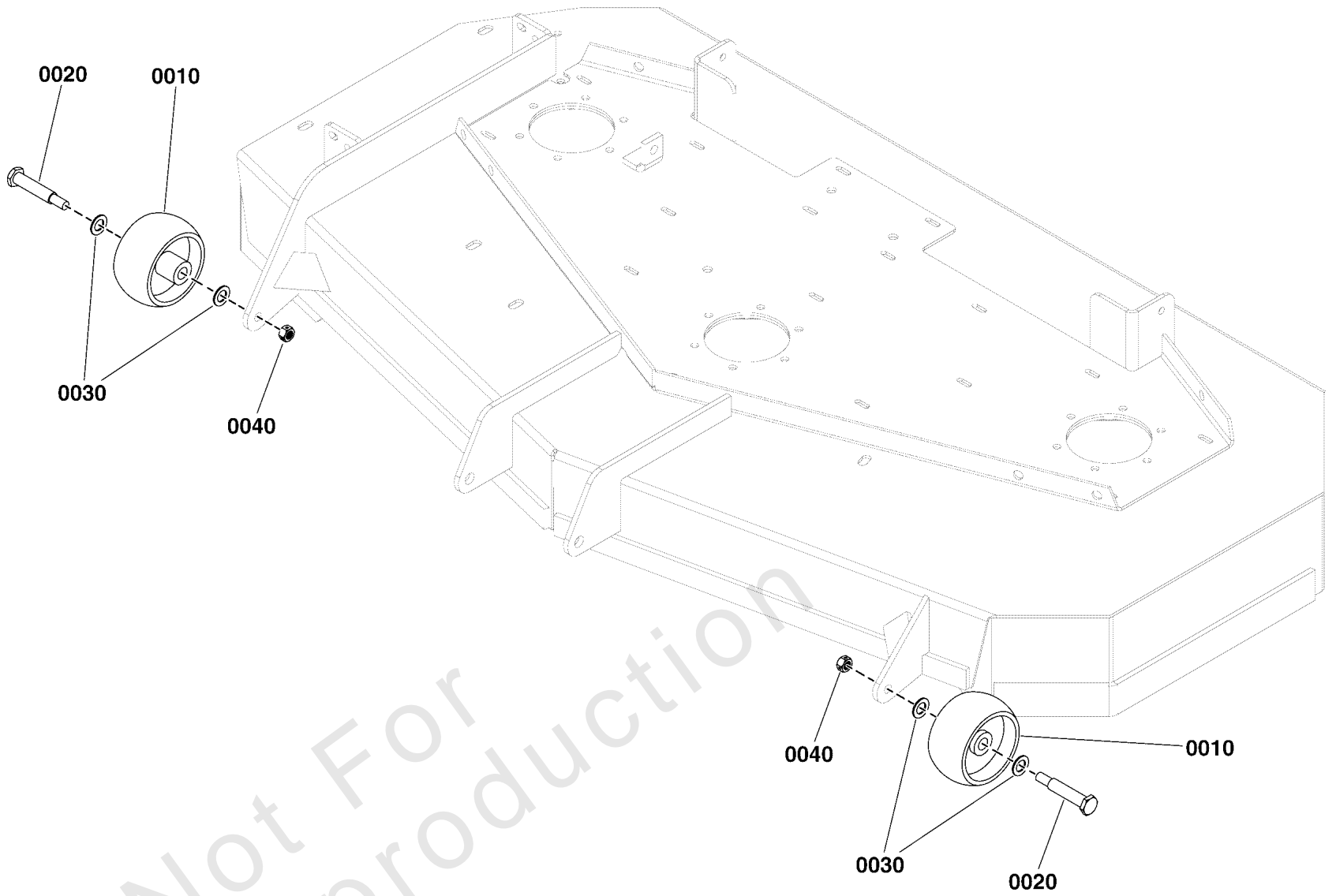
48" Mower Deck Group - Pulleys, Belt & Idler Arm

| REF NO | PART NO | QTY | DESCRIPTION |
|--------|------------|-----|---|
| 0010 | 5050407X10 | 3 | KEY, 1/4" SQ. X 1-1/4 |
| 0040 | 5025158 | 2 | WASHER, 1/2 SAE |
| 0060 | 5025017X20 | 1 | BOLT, 1/2-13 X 2-1/2" GD5 CZ |
| 0080 | 5025017X44 | 1 | BOLT, 1/2-13 X 5-1/2" GD5 YZ |
| 0081 | 5025158 | 1 | WASHER, 1/2 SAE |
| 0100 | 5101794 | 2 | PULLEY, IDLER, 5" OD, 1" FACE, 5.75 FLANGE |
| 0140 | 5047142 | 1 | SPACER, .52 X 1.25 X .70, PM, CZ |
| 0170 | 5023175 | 3 | PULLEY, 5.540OB X .985ID, SINGLE B-SEC |
| 0180 | 5103929 | 1 | BELT, 5V-SEC, 158.90" EL, ARAMID, WRPD, RC |
| 0190 | 5025406 | 3 | WASHER, 3/4 BELLEVILLE CL/ZC |
| 0200 | 5025405 | 3 | NUT, 3/4-16 Hex |
| 0220 | 5104716 | 1 | PULLEY, IDLER, BACKSIDE, NOSEAM 6.25ODX.5ID |
| 0240 | 5025017X22 | 1 | BOLT, 1/2-13 X 2-3/4 GD5 CZ |
| 0250 | 5101103 | 2 | SHIELD, PULLEY BEARING, CZ |
| 0260 | 5415907AYP | 1 | IDLER, Arm |
| 0270 | 5023497 | 1 | EYE BOLT, 3/8-16 X 5, 2.88THRD, 1EYE, CZ |
| 0280 | 5025394 | 2 | NUT, 3/8 - 16 HEX NYLOCK FLANGE |
| 0290 | 5025084 | 1 | NUT, 3/8-16 HEX JAM |
| 0310 | 5104379 | 2 | SPACER, IDLER ARM, 1/2 X 2.25 |
| 0320 | 5104383 | 2 | BEARING, 6203-1/2", SEALED |
| 0330 | 5044960 | 1 | SPACER, .39 X 1.00 X .25, PM, CZ |
| 0340 | 5104456 | 1 | SPACER, .51 X .84 X 1.22, PM, CZ |
| 0350 | 5044933 | 1 | SPACER, .39 X .75 X .38, PM, CZ |
| 0360 | 5025165 | 1 | WASHER, 3/8" Fender |
| 0370 | 5101162 | 1 | SPACER, .52 X 1.00 X .56, PM, CZ |
| 0410 | 5025013X12 | 1 | BOLT, 3/8-16 X 1-1/2" GD5 CZ |
| 0420 | 5104166 | 1 | SPRING, EXT, 1.5ODX12.25X.234WIRE BLK |
| 0430 | 5105145 | 1 | SHIELD, BEARING, 1/2 ID X 2-7/8 OD, CZ |
| 0440 | 5101162 | 1 | SPACER, .52 X 1.00 X .56, PM, CZ |
| 0450 | 84003145 | 1 | GUIDE, BELT |
| 0460 | 5415930AA | 1 | WELD, CLUTCH BELT GUIDE - BLK |
| 0470 | 5025010X8 | 2 | BOLT, 1/4-20 X 1" GD5 CZ |
| 0480 | 5025154 | 2 | WASHER, 1/4 SAE |
| 0490 | 5025391 | 2 | NUT, 1/4-20 Hex Nylock Flange |
| 0500 | 5025324X10 | 1 | BOLT, CARRIAGE 1/2-13 X 1-1/4 GD.5 |
| 0510 | 5025396 | 4 | NUT, Hex Flange, Nylock, 1/2-13 |

48" Mower Deck Group - Rollers

Note: Unless noted otherwise, use the standard torque specifications

Mfg. No: 5901908



48" Mower Deck Group - Rollers

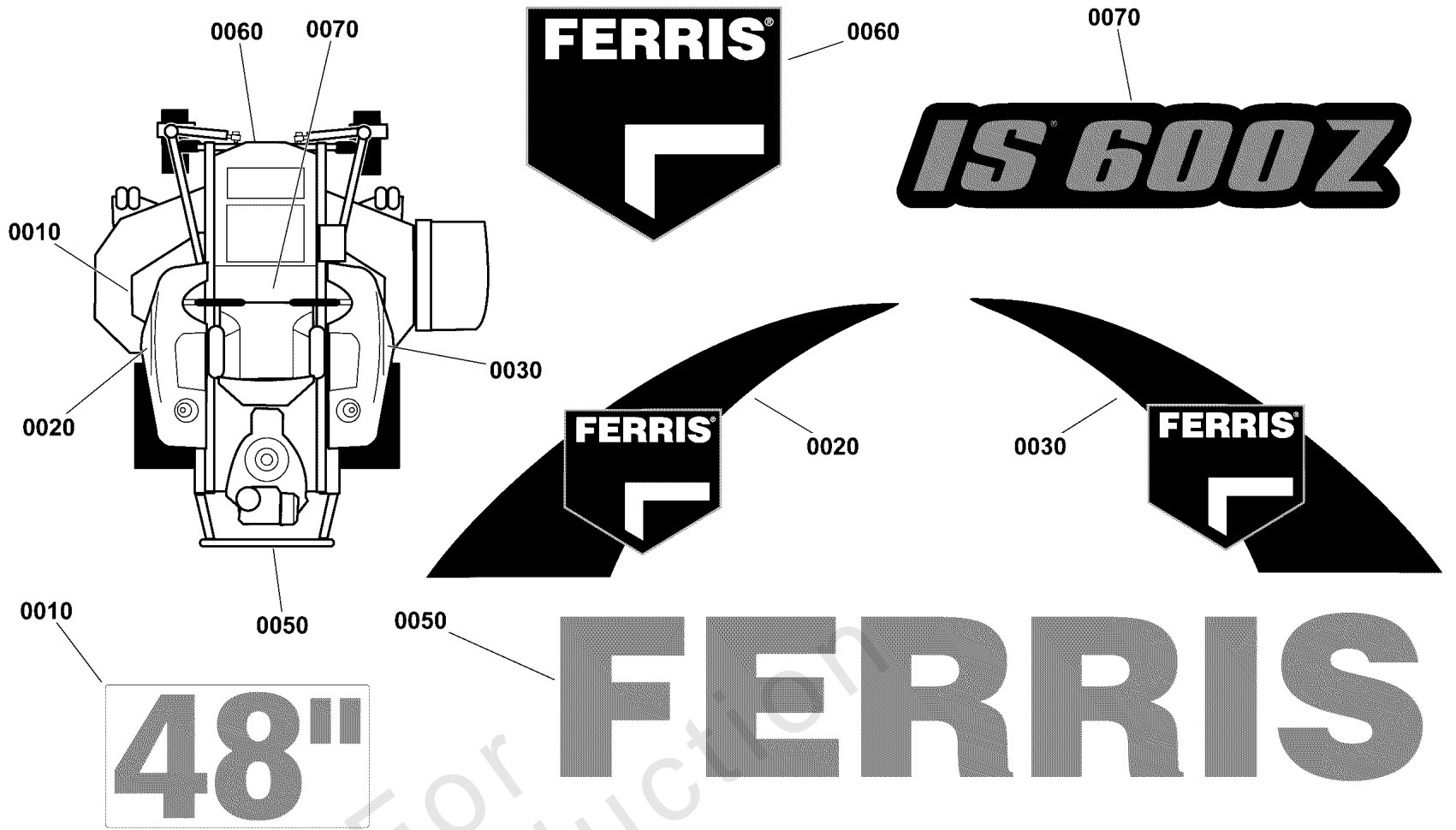
| REF NO | PART NO | QTY | DESCRIPTION |
|--------|----------|-----|--|
| 0010 | 1714760 | 2 | WHEEL- 2.00 WIDE 3.88 DIA 0.531ID POLY |
| 0020 | 2108765 | 2 | BOLT-WHEEL 3/8-16X2.781 .750 THRD YELLOW |
| 0030 | 80003590 | 4 | WASHER,.516IDX.875ODX.06,FLAT,ZC/CL |
| 0040 | 5025394 | 2 | NUT, 3/8 - 16 HEX NYLOCK FLANGE |

Not For Reproduction

Decal Group - Brand and Model

Note: Unless noted otherwise, use the standard torque specifications

Mfg. No: 5901908



Not For
Reproduction

Decal Group - Brand and Model

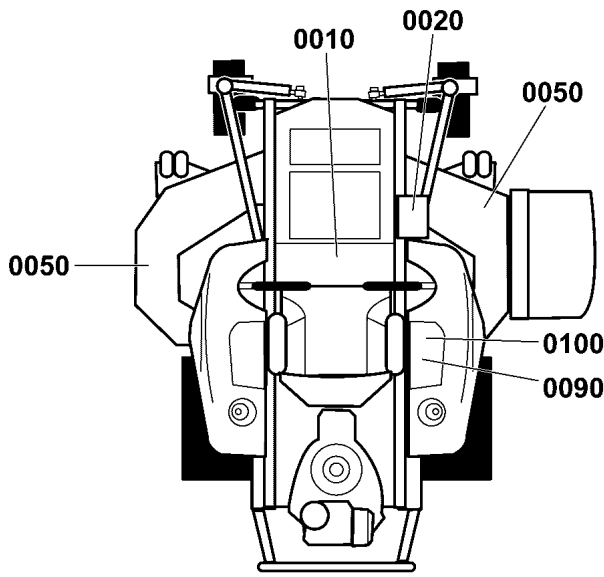
| REF NO | PART NO | QTY | DESCRIPTION |
|--------|-----------|-----|------------------------------|
| 0010 | 5022811 | 1 | DECAL, 48 |
| 0020 | 5109091 | 1 | DECAL, TANK, SML, LH, FERRIS |
| 0030 | 5109092 | 1 | DECAL, TANK, SML, RH, FERRIS |
| 0050 | 5103799FS | 1 | DECAL, BRAND |
| 0060 | 5104755FS | 1 | DECAL, BRAND |
| 0070 | 5104762FS | 1 | DECAL, Model |

Not For Reproduction

Decal Group - Safety & Operation

Note: Unless noted otherwise, use the standard torque specifications

Mfg. No: 5901908



WARNING

Avoid serious injury or death

- Read operator's manual before using this product.
- Do NOT operate this machine unless you are trained.
- Know the location and function of all controls.
- Keep safety devices (guards, shields, switches, etc.) in place and working.
- Remove objects that could be thrown by the blade.
- Be sure blades and engine are stopped before placing hands or feet near blades.
- When leaving machine, shut off, remove key and set parking brake.

Fire hazard

Gasoline is flammable. Yard debris is combustible.

- Allow engine to cool for at least 3 minutes before refueling.
- Keep unit cleaned of yard debris.
- This equipment may create sparks that can start fires around dry vegetation. A spark arrester may be required. Contact local fire agencies for regulations relating to fire prevention requirements.

DANGER

Rotating blades cut off arms and legs.

- Stop the mower when children or others are near.
- Do not carry riders (especially children) even with the blades off. They may fall off or return for another ride when you are not expecting it.
- Look down, behind and to the side before changing directions.

Operating on slopes can be hazardous and cause loss of control and roll-overs.

- Do not operate on slope over 15 degrees.
- Avoid sudden turns or rapid speed changes.
- Reduce speed and use extreme caution on slopes.
- Avoid turning down slopes. If possible turn up slopes.
- If machine stops forward motion on a slope, stop the blades and drive slowly off the slope.

Wheels cropping over edges may result in serious injury, death or drowning.

- Do NOT operate down slopes towards or near water, retaining walls or drop-offs.
- Give yourself a minimum of two mower widths of clearance around these hazards.

Wet or soft slopes can cause sliding and loss of control.

- Do NOT operate on slopes when grass is wet.
- Do NOT operate on slopes when soil is soft (such as after heavy rains).

WARNING

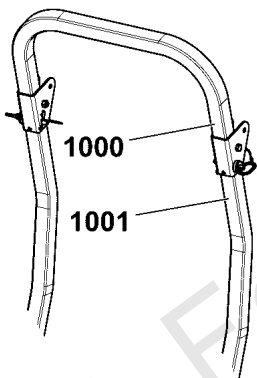
Amputation and Pinch Point Hazard

To avoid injury from rotating parts, stay clear of parts and keep all shields and guards in place.

DANGER

Amputation and thrown objects hazard

- Keep hands and feet away from deck.
- Do not operate mower unless discharge chute or entire grass catcher is in its proper place.



WARNING

Avoid serious injury or death from rollover.

Do not operate without the rollbar installed and operational.

Transaxle Release Lever Location

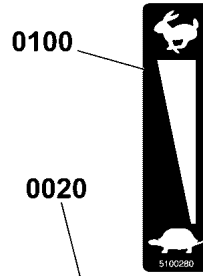
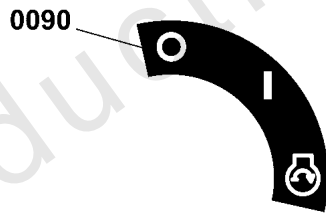
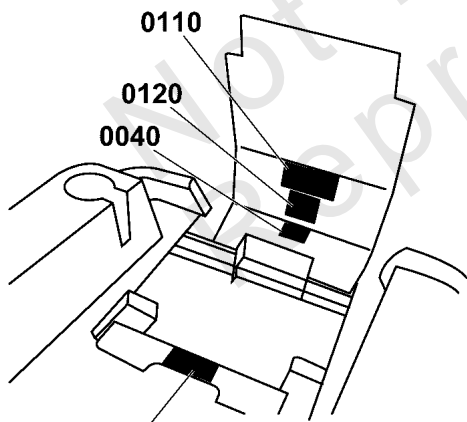
Ignition System (Gasoline Models)

This spark ignition system complies with Canadian standard ICES-002

WARNING

Avoid serious injury or death from rollover.

Do not operate without the rollbar installed and operational.



1000

HYDRAULIC OIL RESERVOIR

USE SAE 20W-50 MOTOR OIL

4-1/2" (11.4)

1/4" (0.6)

3/4" (1.9)

1/2" (1.3)

4" (10.2)

3" (7.6)

" = INCHES () = CM

WARNING

Avoid serious injury or death from roll over.

Do NOT jump off if mower tips.

Read and follow all operating instructions and warnings in the operator's manual.

Keep roll bar in position and use seat belt.

Never remove roll bar.

WARNING

LOW OVERHANGING OBSTACLES HAZARD

Check for overhead clearances before driving under any objects. Do NOT allow roll bar to contact low overhanging obstacles, such as tree branches and guide wires.

Belts & Blades

| Tractor | Pump Drive Belt | 5103885 |
|-----------|-----------------|----------|
| 44" Mower | Deck Drive Belt | 5103928 |
| | Mower Blade | 5061827S |
| 48" Mower | Deck Drive Belt | 5103929 |
| | Mower Blade | 5101986S |
| 52" Mower | Deck Drive Belt | 5105529 |
| | Mower Blade | 5101756S |

CAUTION

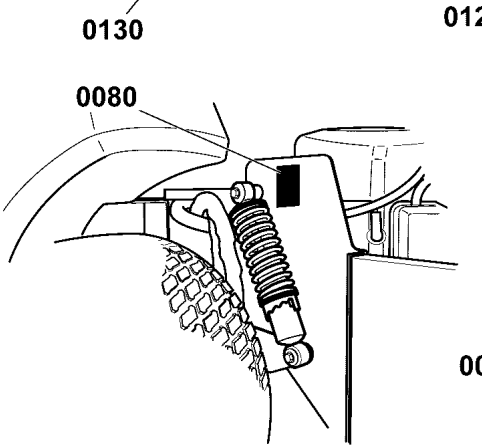
ROLL OVER PROTECTIVE STRUCTURE

To maintain operator protection and roll bar certification:

Replace a damaged roll bar, do NOT attempt to repair or modify.

Any alteration of the roll bar must be approved by the manufacturer.

DO NOT exceed the machine weight rating of the roll bar.



0070

The operator's manual is available in Spanish. La manual del operador está disponible en Español.

Decal Group - Safety & Operation

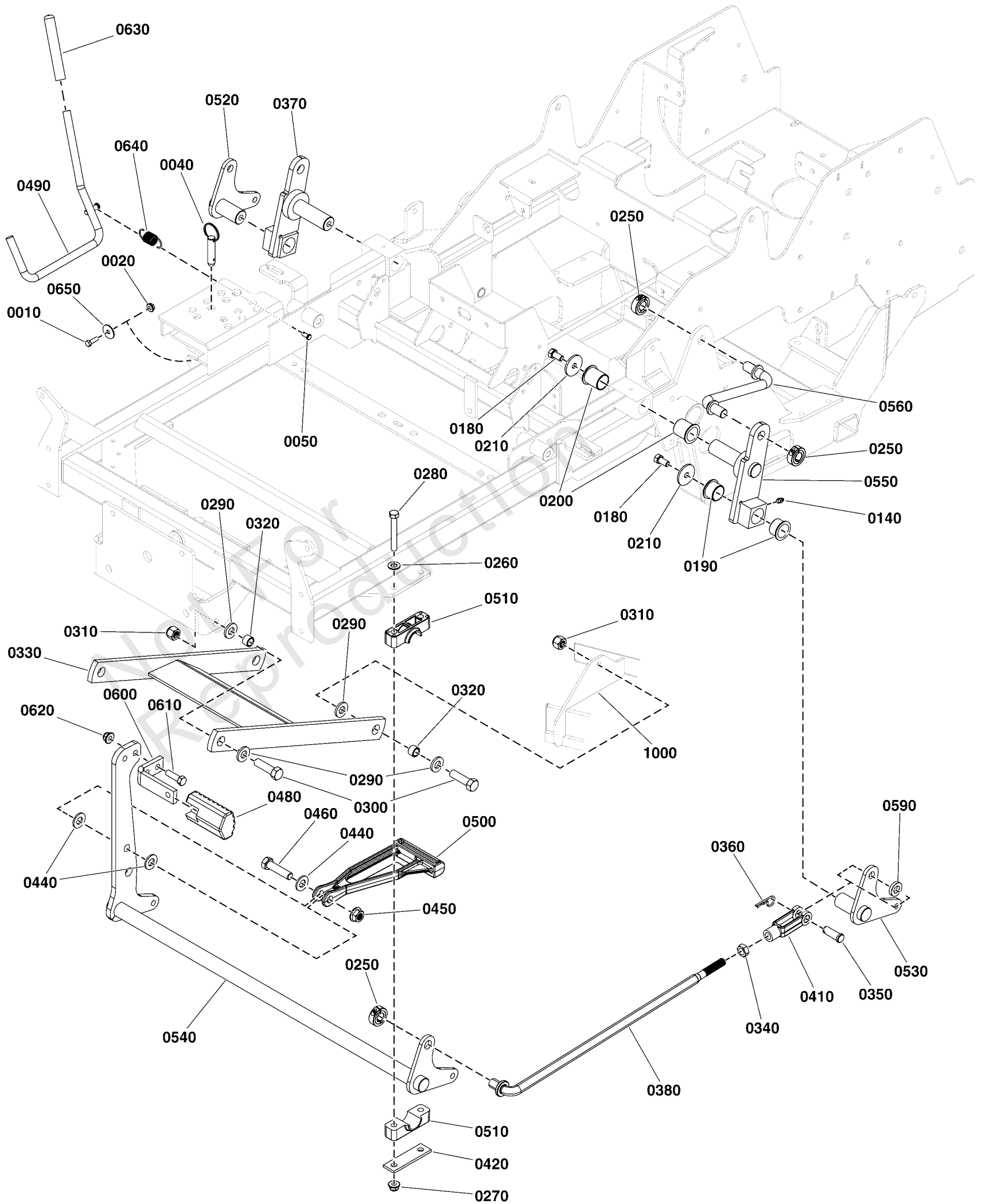
| REF NO | PART NO | QTY | DESCRIPTION |
|--------|----------|-----|--|
| 0010 | 5103595 | 1 | DECAL, MAIN SAFETY -(S/N: 4000036371 and below) |
| 0010 | 84008252 | 1 | DECAL, MAIN SAFETY -(S/N: 4000036372 and above) |
| 0020 | 5108121 | 1 | DECAL, CUTTING HEIGHT, IS600 |
| 0040 | 5100957 | 1 | DECAL, HYDRAULIC OIL, SAE 20W50 |
| 0050 | 7101665 | 2 | DECAL, DANGER DO NOT OPERATE W/O DEFLECT |
| 0070 | 5103619 | 1 | DECAL, MANUAL AVAILABLE IN SPANISH |
| 0080 | 5100683 | 2 | DECAL, Warning, ROLL BAR |
| 0090 | 5048970 | 1 | DECAL, IGNITION CONTROL |
| 0100 | 5100280 | 1 | DECAL, Throttle Control |
| 0110 | 5103725 | 1 | DECAL, TRANSAXLE RELEASE, 600/700 |
| 0120 | 5105644 | 1 | DECAL, BELT & BLADE, IS600Z-44/52 DOM |
| 0130 | 5103184 | 1 | DECAL, WARNING, HAND IN BELT, ENG ONLY |
| 1000 | 5100935 | 1 | DECAL, WARNING & CAUTION, ROPS |
| 1001 | 5100405 | 1 | DECAL, WARNING OVERHANG, ROPS (SV) |

Not For Reproduction

Deck Lift Group

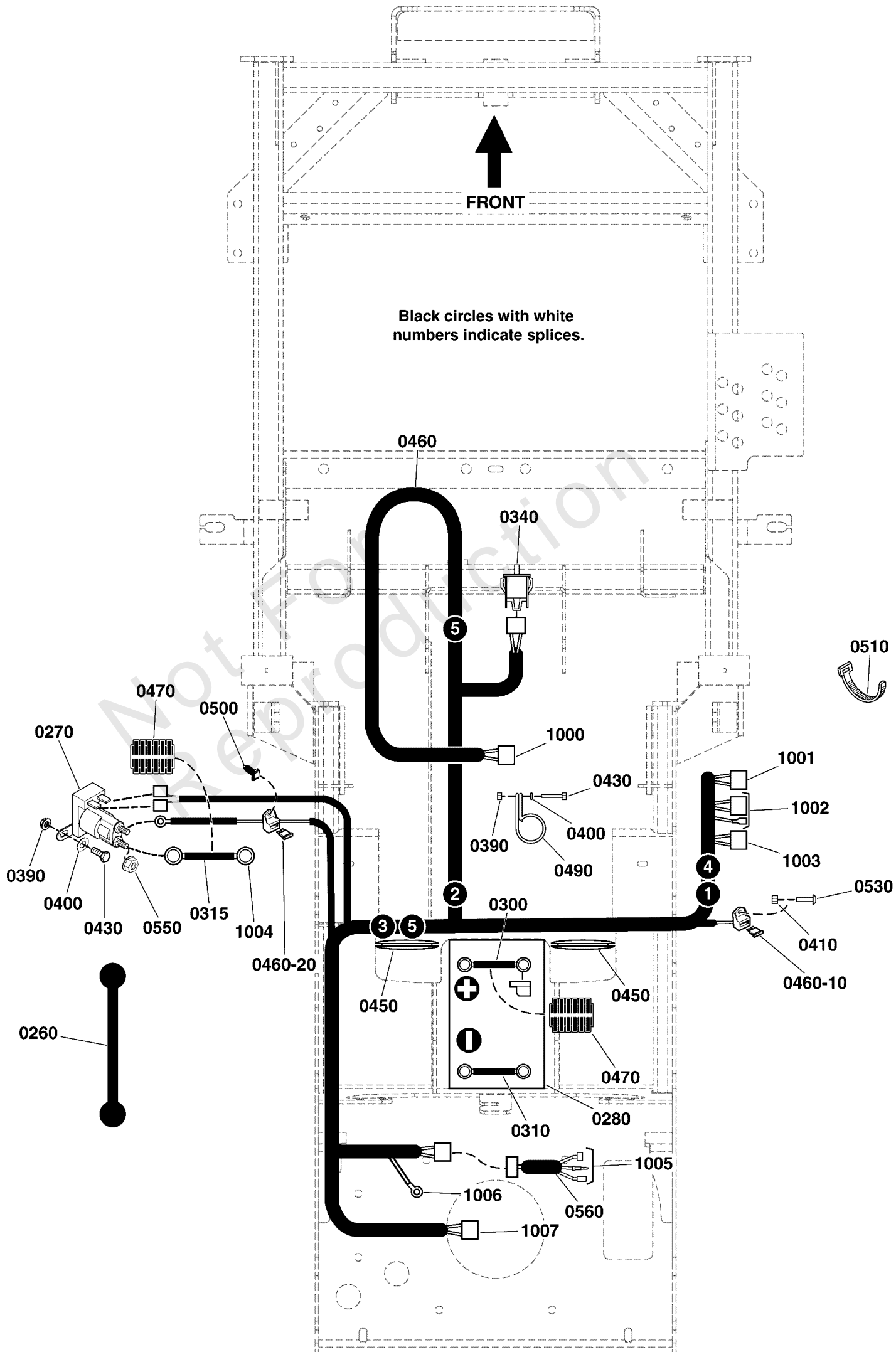
Note: Unless noted otherwise, use the standard torque specifications

Mfg. No: 5901908



Deck Lift Group

| REF NO | PART NO | QTY | DESCRIPTION |
|--------|------------|-----|--|
| 0010 | ----- | 2 | HHCS, 1/4-20 X 0.625, GR5, ZINC/CLEAR |
| 0020 | 5025126 | 2 | NUT, 1/4-20 HEX SERR. FLANGE |
| 0040 | 5023498 | 1 | PIN, HITCH, 1/2 X 2.00 OAL, YP |
| 0050 | 5025212X4 | 1 | PIN, CLEVIS, 1/4 X 1/2, PLATED |
| 0140 | 5020095 | 2 | GREASE FITTING, 1/4-28 Straight |
| 0180 | 5025443 | 4 | BOLT, 3/8-16 X 3/4, PLT W/PATCH |
| 0190 | 5023356 | 4 | BUSHING, 1.00 X 1.13 X .75, PLASTIC |
| 0200 | 5023343 | 4 | BUSHING, 1.00 X 1.13 X 1.38, Plastic |
| 0210 | 5100548 | 4 | WASHER, .390 X 1.50 X .109, YZ |
| 0250 | 5020441 | 6 | COLLAR, 5/8" Split |
| 0260 | 5025156 | 6 | WASHER, 3/8 SAE |
| 0270 | 5025394 | 4 | NUT, 3/8 - 16 HEX NYLOCK FLANGE |
| 0280 | 5025013X22 | 4 | BOLT, 3/8-16 X 2-3/4" GD5 CZ |
| 0290 | 5025440 | 8 | WASHER, 1/2" GD9 YZ |
| 0300 | 5025018X14 | 4 | BOLT, 1/2-20 X 1-3/4" GD8 CZ |
| 0310 | 5025098 | 4 | NUT, Hex, Nylon Lock, 1/2-20 |
| 0320 | 5020870 | 4 | INSERT, Bearing |
| 0330 | 5409736A | 1 | WELD, PULLER BAR, IS600 - BLK |
| 0340 | 5025089 | 2 | NUT, 1/2-20 Hex Jam |
| 0350 | 5025479 | 2 | CLEVIS PIN, 1/2 X 1.36 SAE STANDARD |
| 0360 | 5025210 | 2 | 3/32 X 1-5/8 HAIR PIN CLIP |
| 0370 | 5402534A | 1 | WELD, REAR LIFT - RH - IS500Z - BLK |
| 0380 | 5101218 | 2 | ROD, DECK LIFT, SNP |
| 0410 | 5023174 | 2 | CLEVIS, 1/2-20, STEEL, CLEAR ZINC |
| 0420 | 5403925A | 2 | PLATE, PIVOT BLOCK SUPPORT - BLK |
| 0440 | 5025158 | 3 | WASHER, 1/2 SAE |
| 0450 | 5025396 | 1 | NUT, Hex Flange, Nylock, 1/2-13 |
| 0460 | 5025017X16 | 1 | BOLT, 1/2-13 X 2" GD5 CZ |
| 0480 | 5104262 | 1 | PEDAL, Rubber |
| 0490 | 84010944 | 1 | KIT, Latch w/Grip |
| 0500 | 5104133 | 1 | LINK, DECK LIFT, CAST IRON |
| 0510 | 5100634 | 4 | PIVOT BLOCK, PLASTIC |
| 0520 | 5409734A | 1 | WELD, HANGER, REAR, RH - BLK |
| 0530 | 5409733A | 1 | WELD, HANGER, REAR, LH - BLK |
| 0540 | 5409731B | 1 | WELD, DECK LIFT SHAFT, IS600 |
| 0550 | 5402533A | 1 | WELD, REAR LIFT - LH - IS500Z - BLK |
| 0560 | 5103620 | 2 | ROD, SUSPENSION LINK, IS600 |
| 0590 | 5100520 | 2 | SPACER, .52 X 1.00 X .22, PM, CZ |
| 0600 | 5061569A | 1 | PEDAL, FOOT - BLK |
| 0610 | 5025013X10 | 2 | BOLT, 3/8-16 X 1-1/4" GD5 CZ |
| 0620 | 5025394 | 2 | NUT, 3/8 - 16 HEX NYLOCK FLANGE |
| 0630 | 5021880 | 1 | GRIP, FOAM, .475 X 4.35 X .095 |
| 0640 | 5010213 | 1 | SPRING-EXT, .740 ODX2.025LGX.072WR, BLK |
| 0650 | 5025288 | 2 | WASHER, 1/4" Fender |
| 1000 | ----- | 1 | Refer to: Housing, Covers, Spindles & Blades Group |



Electrical Group

| REF NO | PART NO | QTY | DESCRIPTION |
|---------|------------|-----|--|
| 0260 | 1722009 | 1 | STRAP, BATTERY, 14 LONG, Rubber |
| 0270 | 1755382 | 1 | SOLENOID, STD-BRACKET, 2-SPADE |
| 0280 | ----- | 1 | BATTERY, 11U1L, 350 CCA |
| 0300 | 5021405 | 1 | BATTERY CABLE, POS, 22, 1/4-5/16 |
| 0310 | 5047690 | 1 | BATTERY CABLE, NEG, 14, 5/16-13/32 |
| 0315 | 5023488 | 1 | BATTERY CABLE, POS, 22, 1/4-5/16 |
| 0340 | 7022886 | 1 | SWITCH, DP NO/NC SNAP-IN |
| 0390 | 5025126 | 4 | NUT, 1/4-20 HEX SERR. FLANGE |
| 0400 | 5025154 | 4 | WASHER, 1/4 SAE |
| 0410 | 5025271 | 4 | NUT, Hex, Nylon Lock, #10-24 |
| 0430 | 5025010X6 | 4 | BOLT, 1/4"-20 X 3/4" GD5 YZ |
| 0450 | 5100716 | 2 | GROMMET, 2" ID |
| 0460 | 5105536 | 1 | HARNESS, Wiring, Small ZTR |
| 0460-10 | 5101935 | 1 | FUSE, ATO-15 (15 AMP)(SV) |
| 0460-20 | 5021603 | 1 | FUSE, ATO-20 (20 AMP)(SV) |
| 0470 | 5050927X18 | 2 | WIRE LOOM, 3/8 ID X 18 IN |
| 0490 | 5021500 | 3 | CLAMP, VINYL INSULATED, 1.00 |
| 0500 | 5103761 | 1 | FIR TREE MOUNT, PACKARD |
| 0510 | 5021030 | 3 | TIE, SELF-LOCKING, 6" |
| 0530 | 5025179X4 | 4 | SCREW, #10-24 X 1/2" ROUND PHILLIPS |
| 0550 | 80003921 | 2 | NUT, 1/4-20, KEPS, CONICAL WSHR, ZC/CL |
| 0560 | 5104811 | 1 | WIRE HARNESS, JUMPER, KAWI |
| 1000 | ----- | 1 | Connects to Seat Switch |
| 1001 | ----- | 1 | Connects to PTO Switch |
| 1002 | ----- | 1 | Connects to Ignition Switch |
| 1003 | ----- | 1 | Connects to Hour Meter |
| 1004 | ----- | 1 | Connects to Engine Starter |
| 1005 | ----- | 1 | Connects to Engine |
| 1006 | ----- | 1 | Connects to Ground |
| 1007 | ----- | 1 | Connects to PTO Clutch |

Electrical Schematic - Charging Circuit Kawi FR730V, FS600V, FS691V, FS730V

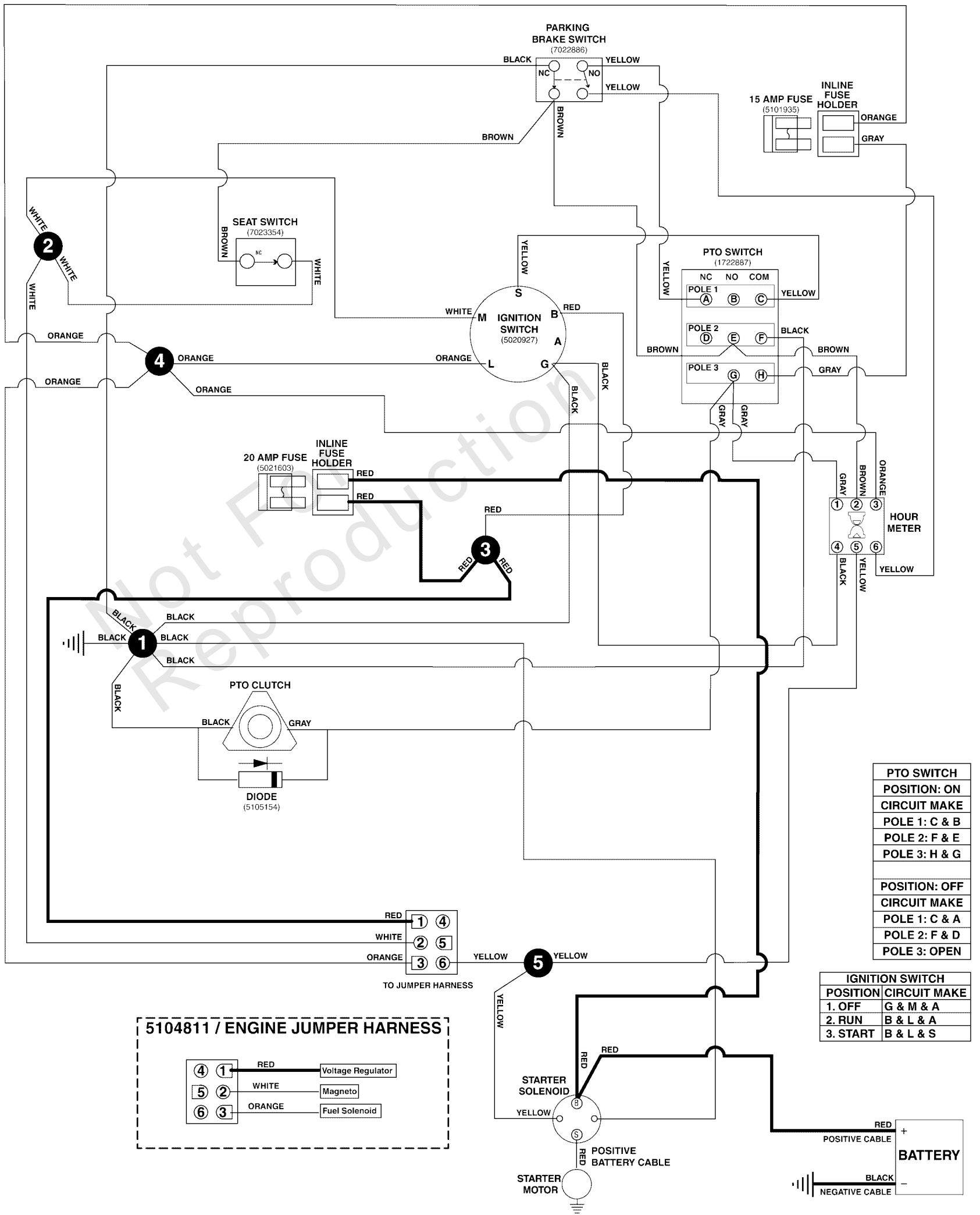
Note: Unless noted otherwise, use the standard torque specifications

Mfg. No: 5901908

5105536 MAIN WIRE HARNESS - KAWASAKI FR730V, FS600V, FS691V, FS730V ENGINES

5105536B

(If internal schematic of the switch is not shown, the image of the switch represents the back view of the connector as it is connected to the switch.)



Electrical Schematic - Charging Circuit Kawi FR730V, FS600V, FS691V, FS730V

| REF NO | PART NO | QTY | DESCRIPTION |
|---------|---------|-----|----------------------------|
| 5105536 | 5105536 | 1 | HARNESS, Wiring, Small ZTR |
| 5104811 | 5104811 | 1 | WIRE HARNESS, JUMPER, KAWI |

Not For Reproduction

Electrical Schematic - Cranking Circuit Kawi FR730V, FS600V, FS691V, FS730V

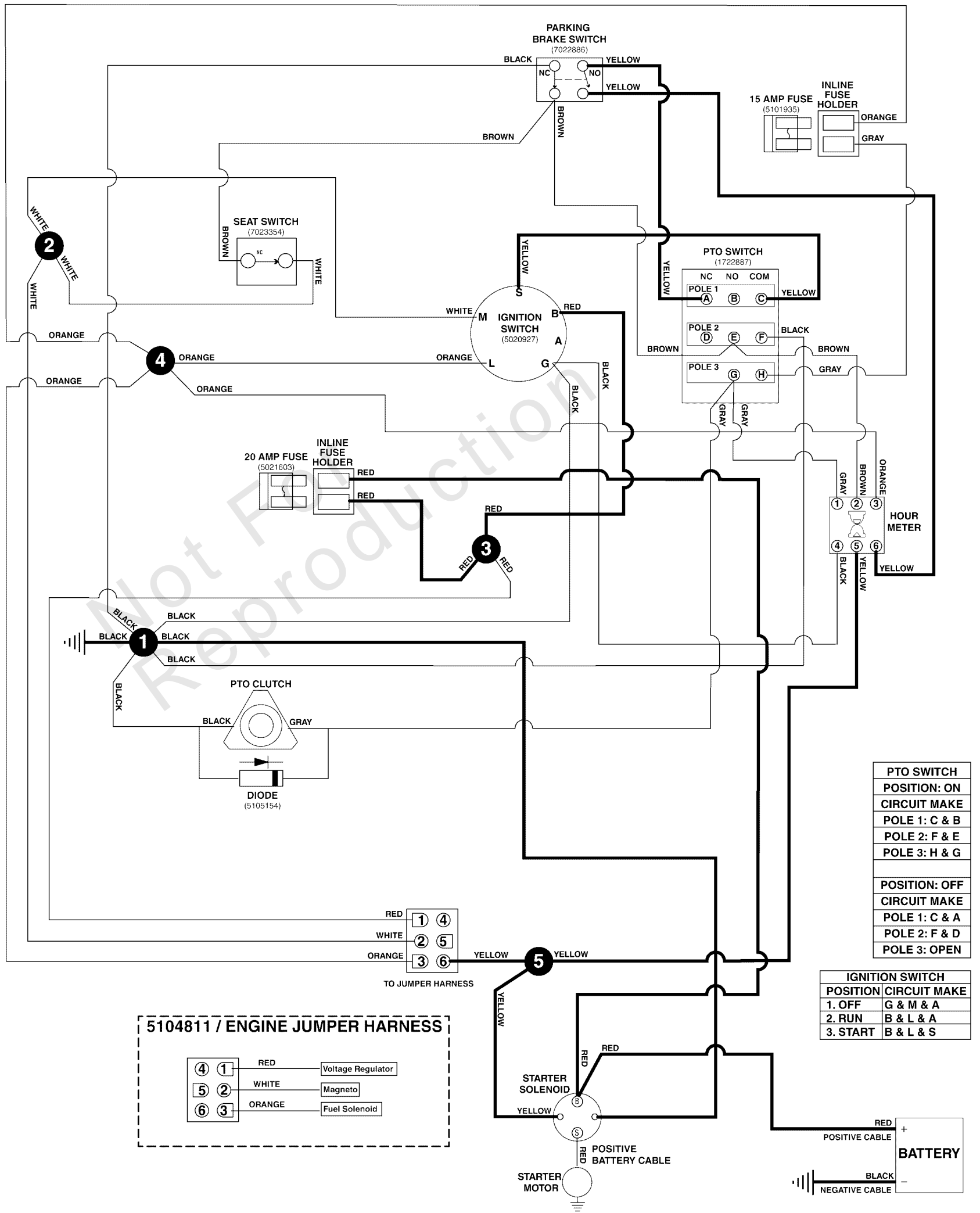
Note: Unless noted otherwise, use the standard torque specifications

Mfg. No: 5901908

5105536 MAIN WIRE HARNESS - KAWASAKI FR730V, FS600V, FS691V, FS730V ENGINES

5105536B

(If internal schematic of the switch is not shown, the image of the switch represents the back view of the connector as it is connected to the switch.)



Electrical Schematic - Cranking Circuit Kawi FR730V, FS600V, FS691V, FS730V

| REF NO | PART NO | QTY | DESCRIPTION |
|---------|---------|-----|----------------------------|
| 5105536 | 5105536 | 1 | HARNESS, Wiring, Small ZTR |
| 5104811 | 5104811 | 1 | WIRE HARNESS, JUMPER, KAWI |

Not For Reproduction

Electrical Schematic - Ign. Grounding Circuit/Op. Pres. Kawi FR730V, FS600V, FS691V,

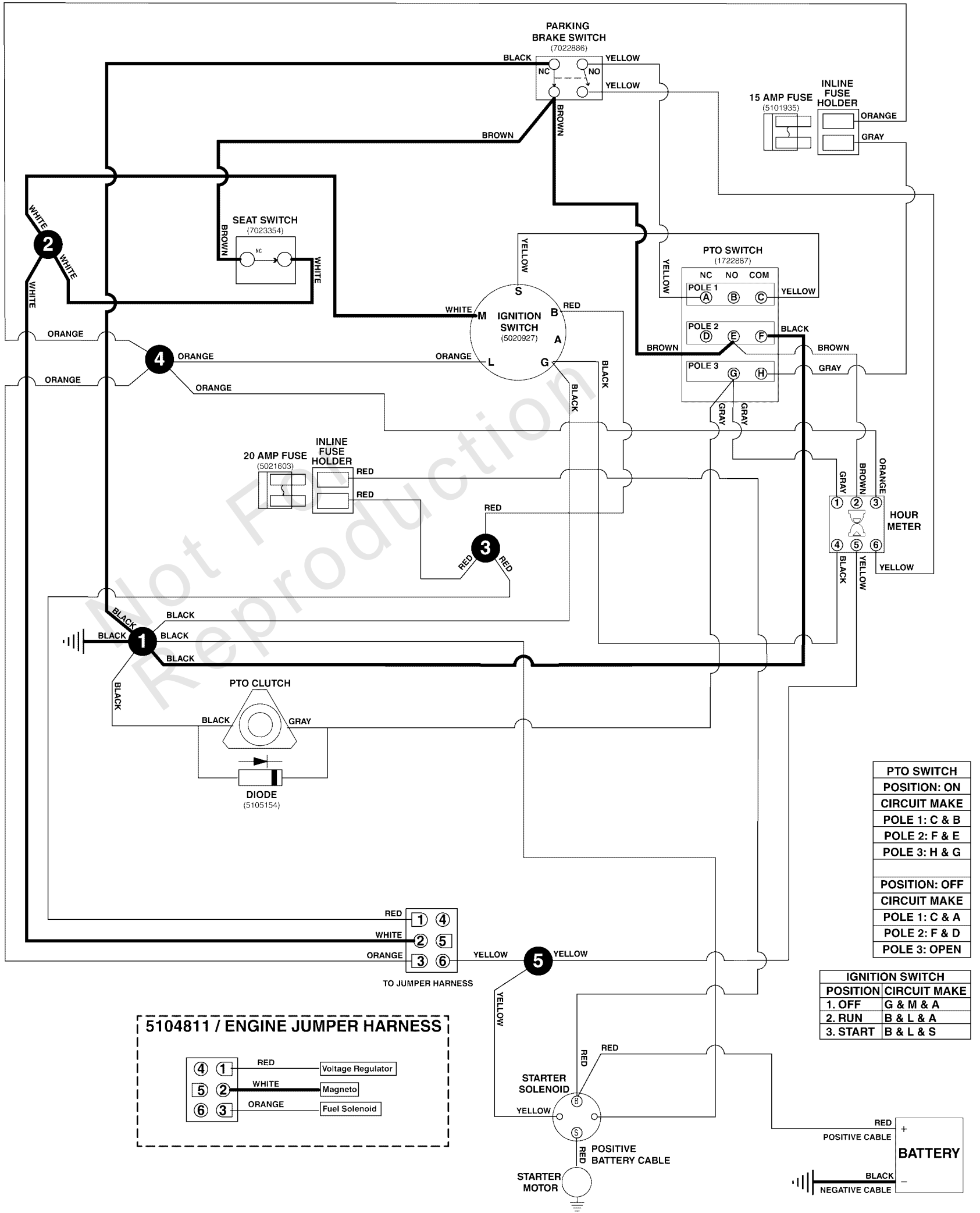
Note: Unless noted otherwise, use the standard torque specifications

Mfg. No: 5901908

5105536 MAIN WIRE HARNESS - KAWASAKI FR730V, FS600V, FS691V, FS730V ENGINES

5105536B

(If internal schematic of the switch is not shown, the image of the switch represents the back view of the connector as it is connected to the switch.)



Electrical Schematic - Ign. Grounding Circuit/Op. Pres. Kawi FR730V, FS600V, FS691V,

| REF NO | PART NO | QTY | DESCRIPTION |
|---------|---------|-----|----------------------------|
| 5105536 | 5105536 | 1 | HARNESS, Wiring, Small ZTR |
| 5104811 | 5104811 | 1 | WIRE HARNESS, JUMPER, KAWI |

Not For Reproduction

Electrical Schematic - PTO Clutch Circuit Kawi FR730V, FS600V, FS691V, FS730V

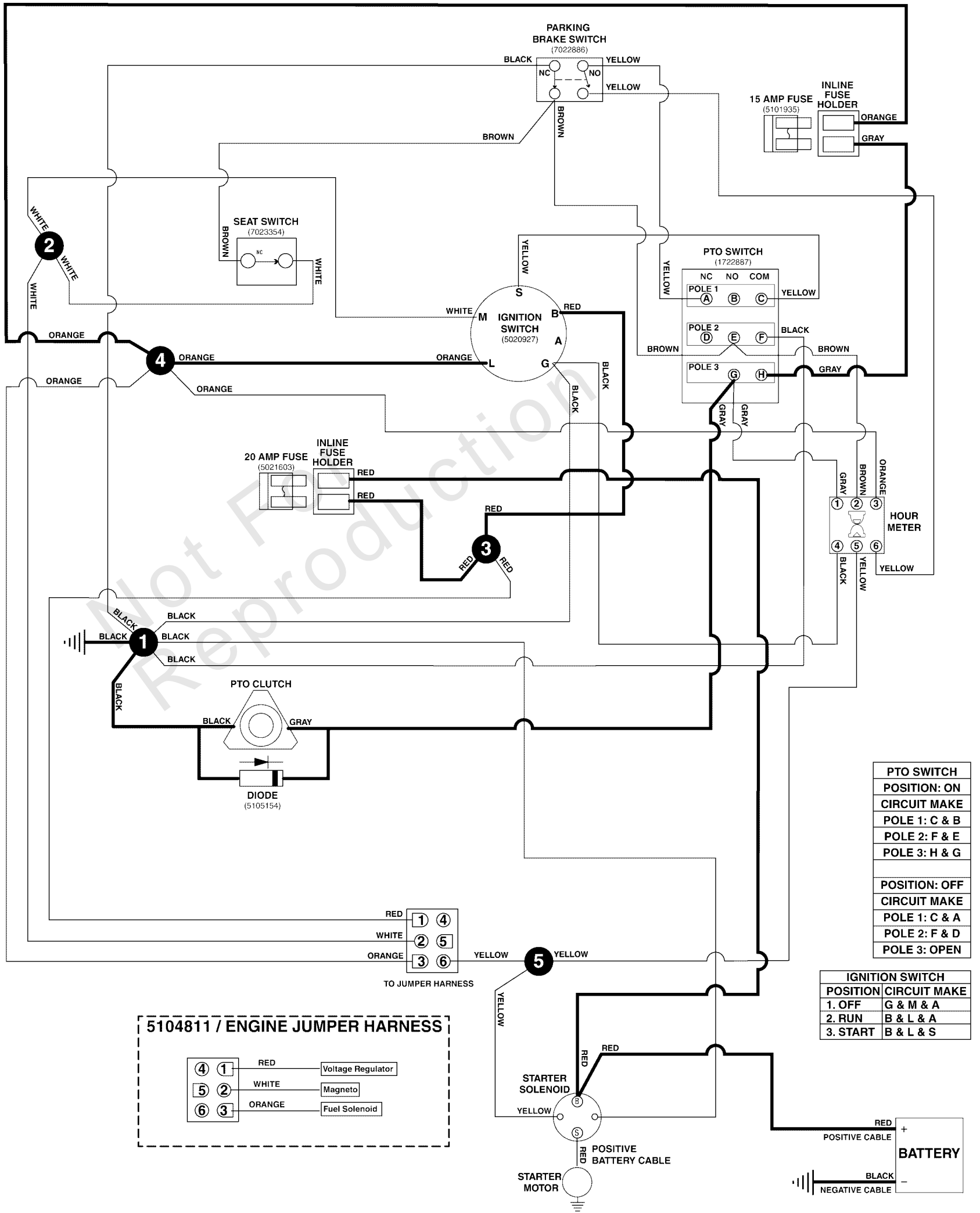
Note: Unless noted otherwise, use the standard torque specifications

Mfg. No: 5901908

5105536 MAIN WIRE HARNESS - KAWASAKI FR730V, FS600V, FS691V, FS730V ENGINES

5105536B

(If internal schematic of the switch is not shown, the image of the switch represents the back view of the connector as it is connected to the switch.)



Electrical Schematic - PTO Clutch Circuit Kawi FR730V, FS600V, FS691V, FS730V

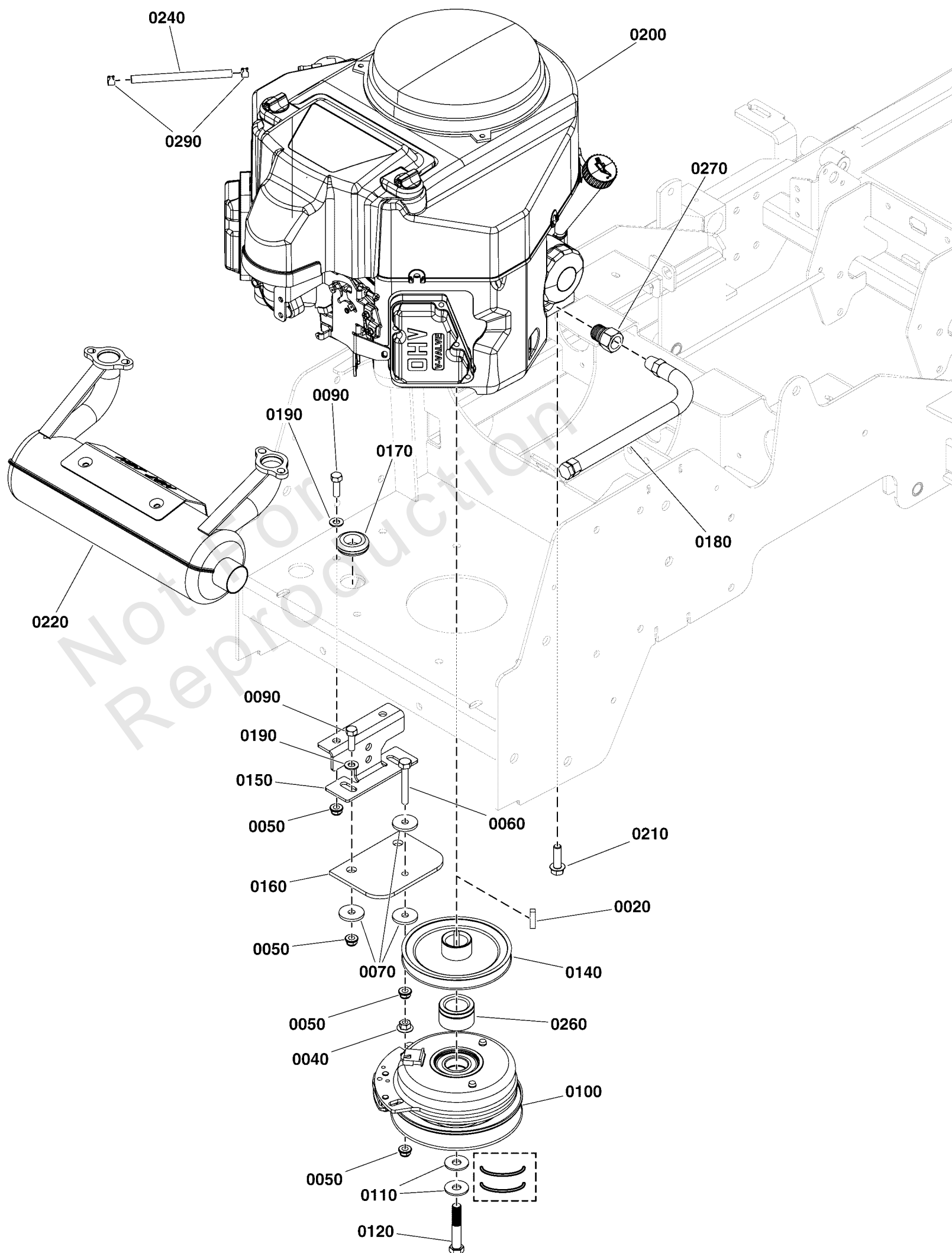
| REF NO | PART NO | QTY | DESCRIPTION |
|---------|---------|-----|----------------------------|
| 5105536 | 5105536 | 1 | HARNESS, Wiring, Small ZTR |
| 5104811 | 5104811 | 1 | WIRE HARNESS, JUMPER, KAWI |

Not For Reproduction

Engine & PTO Group - Kawasaki FS600V

Note: Unless noted otherwise, use the standard torque specifications

Mfg. No: 5901908



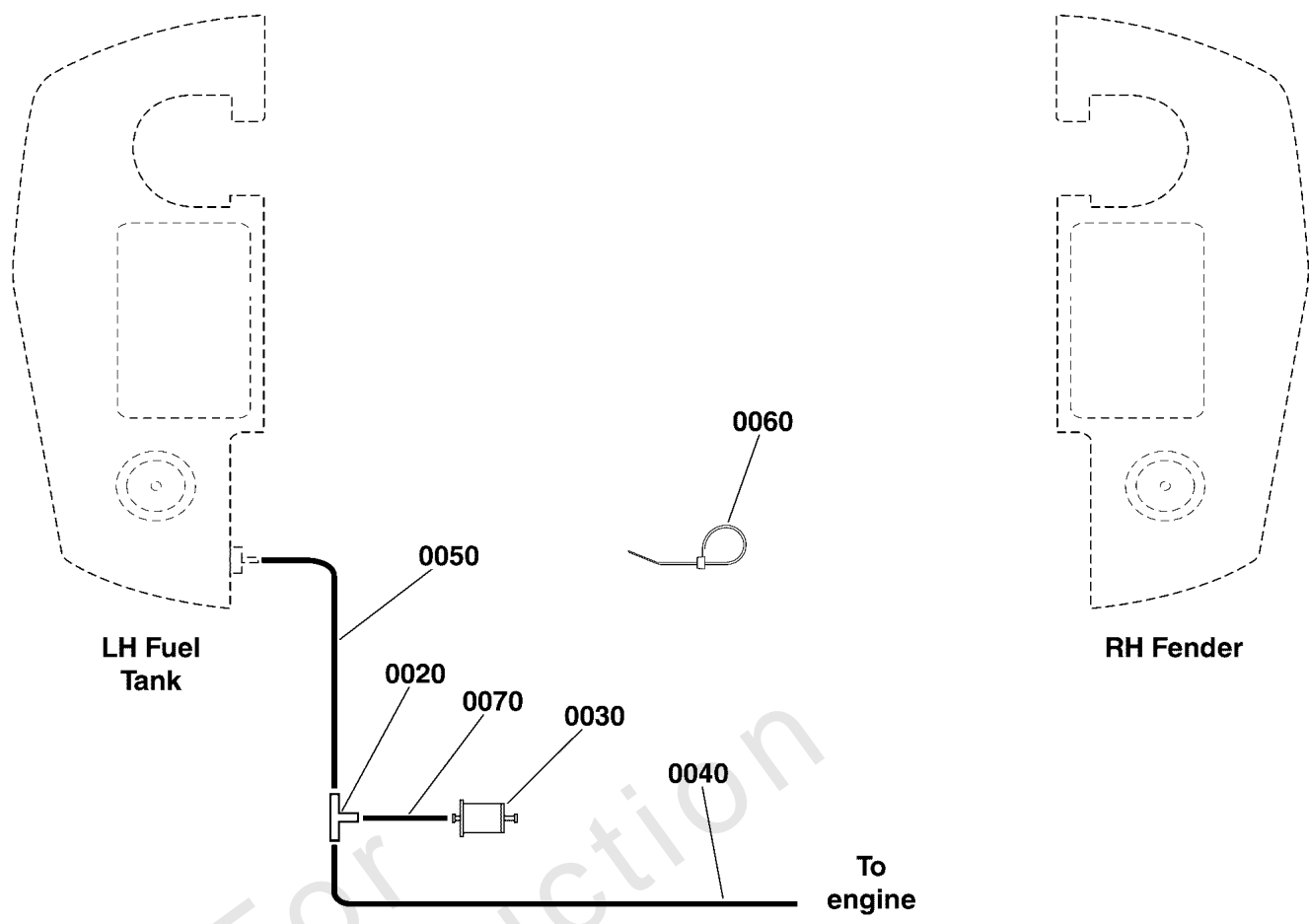
Engine & PTO Group - Kawasaki FS600V

| REF NO | PART NO | QTY | DESCRIPTION |
|--------|------------|-----|---|
| 0020 | 5050407X8 | 1 | KEY, 1/4 SQ X 1 |
| 0040 | 5025139 | 1 | NUT, 5/16-18 HEX SERRATED FLANGE (LARGE) |
| 0050 | 5025392 | 6 | NUT, 5/16-18 HEX NYLOCK FLANGE NUT |
| 0060 | 5025055X16 | 1 | BOLT, 5/16-18 X 2 GD5 TFL, CZ |
| 0070 | 5044617 | 4 | WASHER, .34 X 1.25 X 10 GA |
| 0090 | 5025011X8 | 4 | BOLT, 5/16-18 X 1" GRD5 YZ |
| 0100 | 5105087 | 1 | CLUTCH, WARNER, 125 FT LBS, 1-1/8" BORE |
| 0110 | 5025585 | 2 | BELLEVILLE WASHER, 1.1875 X .442 X .098 |
| 0120 | 5102865 | 1 | BOLT, CRANKSHAFT, 7/16 X 2-3/4, PATCH, CZ -(Torque clutch mounting bolt to 65 ft-lbs (88 Nm)) |
| 0140 | 5103558 | 1 | PULLEY,CRANKSHAFT,1.125ID X 5.5OD A SECT |
| 0150 | 5410367A | 1 | ANCHOR, CLUTCH, IS600-IS700 - BLK |
| 0160 | 5043636 | 1 | CLUTCH ANCHOR PAD |
| 0170 | 5021379 | 1 | GROMMET, 7/8" |
| 0180 | 5048681 | 1 | HOSE, OIL DRAIN |
| 0190 | 5025155 | 4 | WASHER, 5/16" SAE |
| 0200 | ----- | 1 | ENGINE, KAWASAKI, FS600V |
| 0210 | 5025532 | 4 | BOLT, HEX FLG, SER, GD5 3/8-16 X 1-1/4" PACH CZ -(Torque engine mounting bolts to 17 ft-lbs (23 Nm)) |
| 0220 | 5102109 | 1 | MUFFLER, (16-20HP), KAWASAKI S50X |
| 0240 | 5050831X5 | 1 | 1/4" Fuel Line, 5" Long |
| 0260 | 5047033 | 1 | SPACER, 1.13 X 1.75 X 1.03, CZ |
| 0270 | 5022234 | 1 | ADAPTER, Oil Drain |
| 0290 | 93807 | 2 | CLAMP, Hose |

Evap Group

Note: Unless noted otherwise, use the standard torque specifications

Mfg. No: 5901908



Evap Group

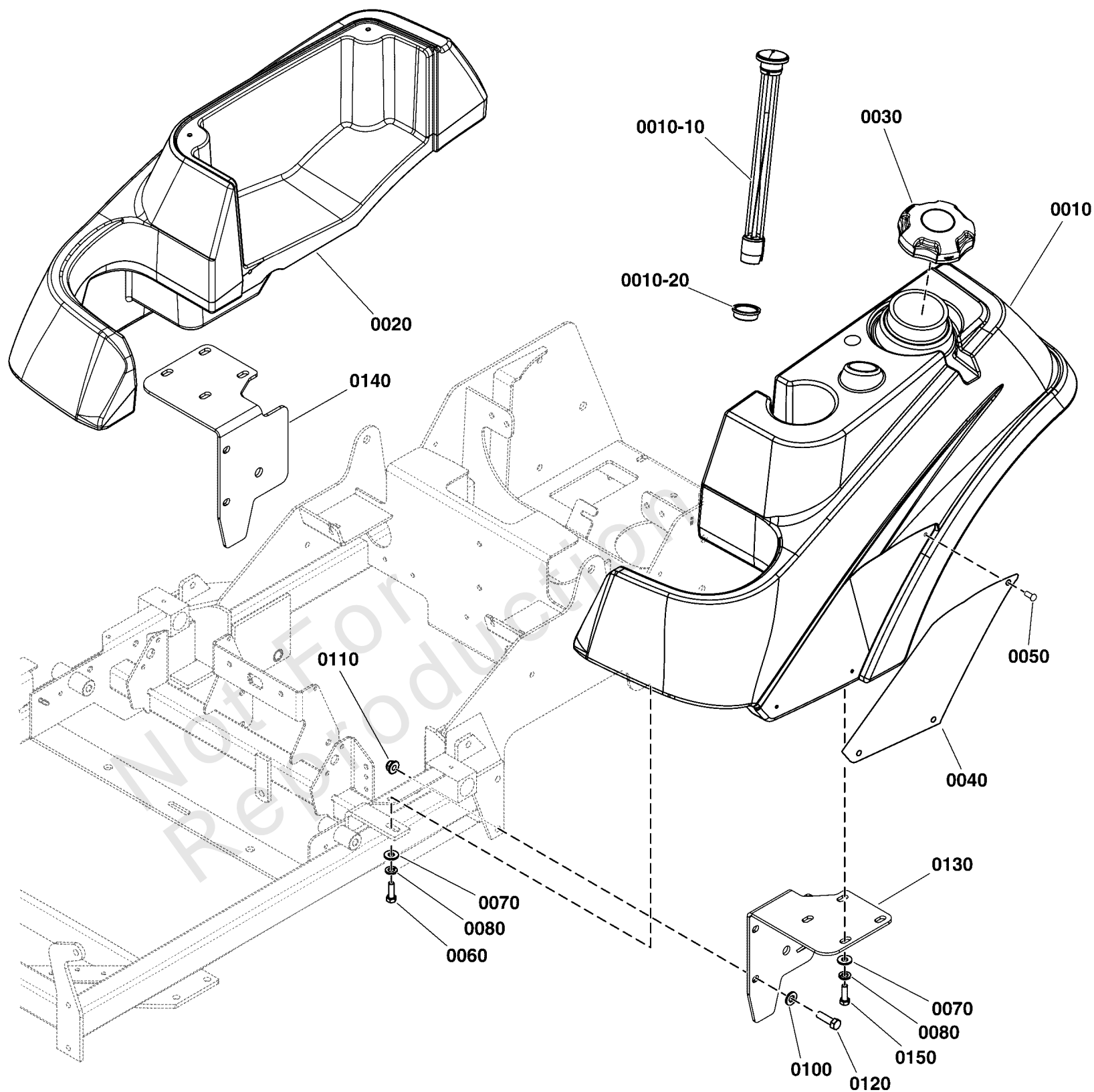
| REF NO | PART NO | QTY | DESCRIPTION |
|--------|--------------|-----|---|
| 0020 | 5103062 | 1 | FITTING, 3/16" TEE, BARB TYPE, HDPE |
| 0030 | 80025019 | 1 | FILTER, FUEL |
| 0040 | 7700552X21P5 | 1 | HOSE, VAPOR, 5MM ID, 21.50 LG -(T fitting to engine) |
| 0050 | 7700552X15 | 1 | HOSE, VAPOR, 5MM ID, 15.00 LG -(Tank to T fitting) |
| 0060 | 5021030 | 4 | TIE, SELF-LOCKING, 6" |
| 0070 | 7700552X2 | 1 | HOSE, VAPOR, 5MM ID, 2.00 LG -(T fitting to filter) |

Not For Reproduction

Fuel Tank & Mount Group

Note: Unless noted otherwise, use the standard torque specifications

Mfg. No: 5901908



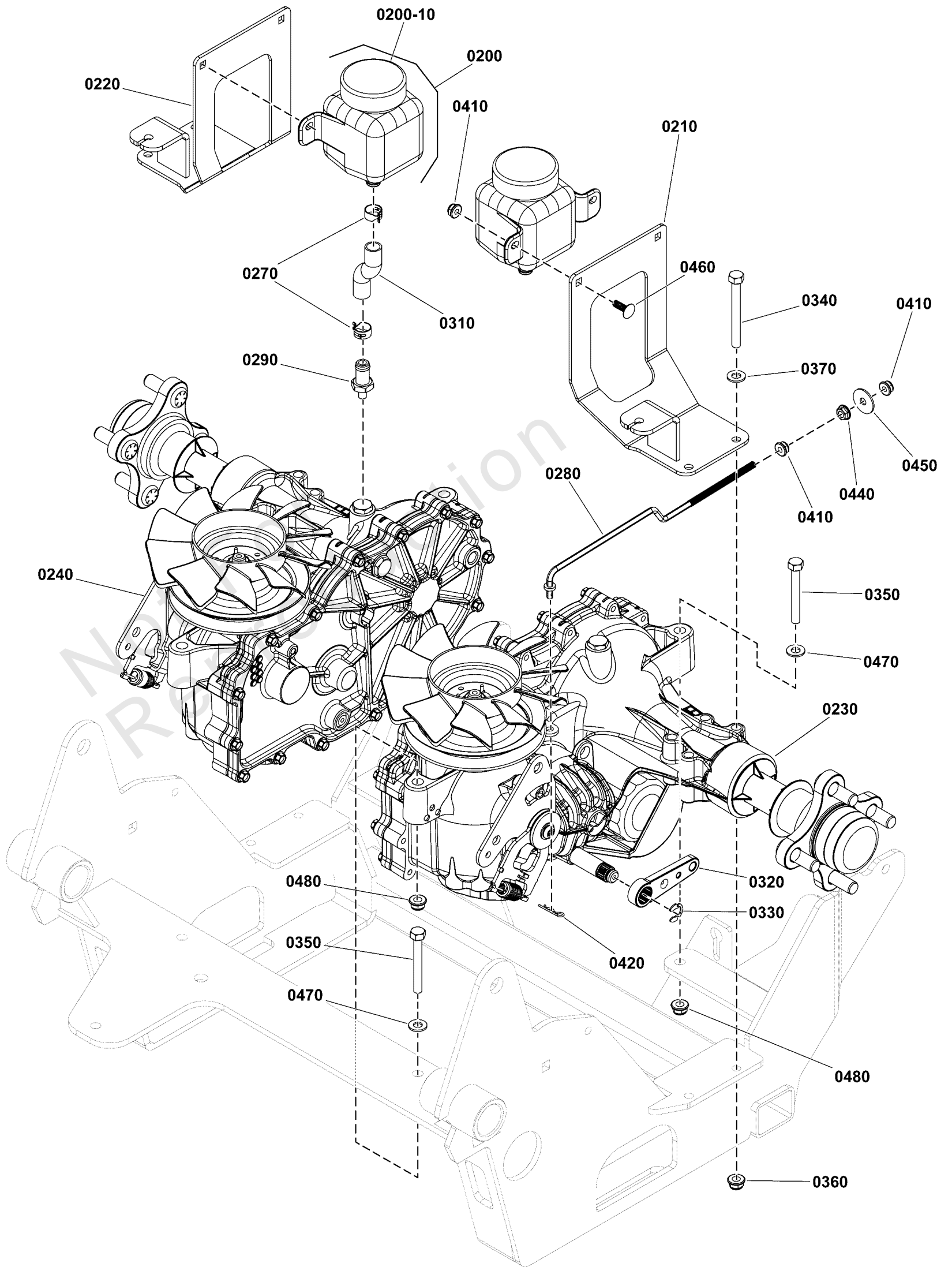
Fuel Tank & Mount Group

| REF NO | PART NO | QTY | DESCRIPTION |
|---------|------------|-----|---|
| 0010 | 5103176 | 1 | TANK, FUEL - LH, IS500 & IS1500 |
| 0010-10 | 5022917 | 1 | GAUGE, FUEL, 12 -(SV) |
| 0010-20 | 5022917X1 | 1 | GROMMET, FUEL GAUGE (SV) -(SV) |
| 0020 | 5049948 | 1 | TANK, FENDER, CITATION/ZT4000 - RH |
| 0030 | 5103005 | 1 | FUEL CAP, 3-1/2", MANAGED VENT OUT, 12" |
| 0040 | 5400250B | 2 | PLATE, BADGE - IS1500 - RED |
| 0050 | 5025386 | 6 | SCREW, Allen Head, #10-24 x 3/8" |
| 0060 | 5025011X8 | 2 | BOLT, 5/16-18 X 1" GRD5 YZ |
| 0070 | 5025292 | 10 | WASHER, 5/16 GRADE 9, FLAT |
| 0080 | 5025170 | 10 | WASHER, 5/16 LOCK CZ |
| 0100 | 5025293 | 4 | WASHER, 3/8" GR. 9 FLAT |
| 0110 | 5025394 | 4 | NUT, 3/8 - 16 HEX NYLOCK FLANGE |
| 0120 | 5025013X10 | 4 | BOLT, 3/8-16 X 1-1/4" GD5 CZ |
| 0130 | 5416831A | 1 | WELD, FUEL TANK MOUNT- LH - BLK |
| 0140 | 5416830A | 1 | WELD, FUEL TANK MOUNT- RH - BLK |
| 0150 | 5025011X6 | 8 | BOLT, 5/16-18 X 3/4 GD5 |

Hydraulic Group

Note: Unless noted otherwise, use the standard torque specifications

Mfg. No: 5901908



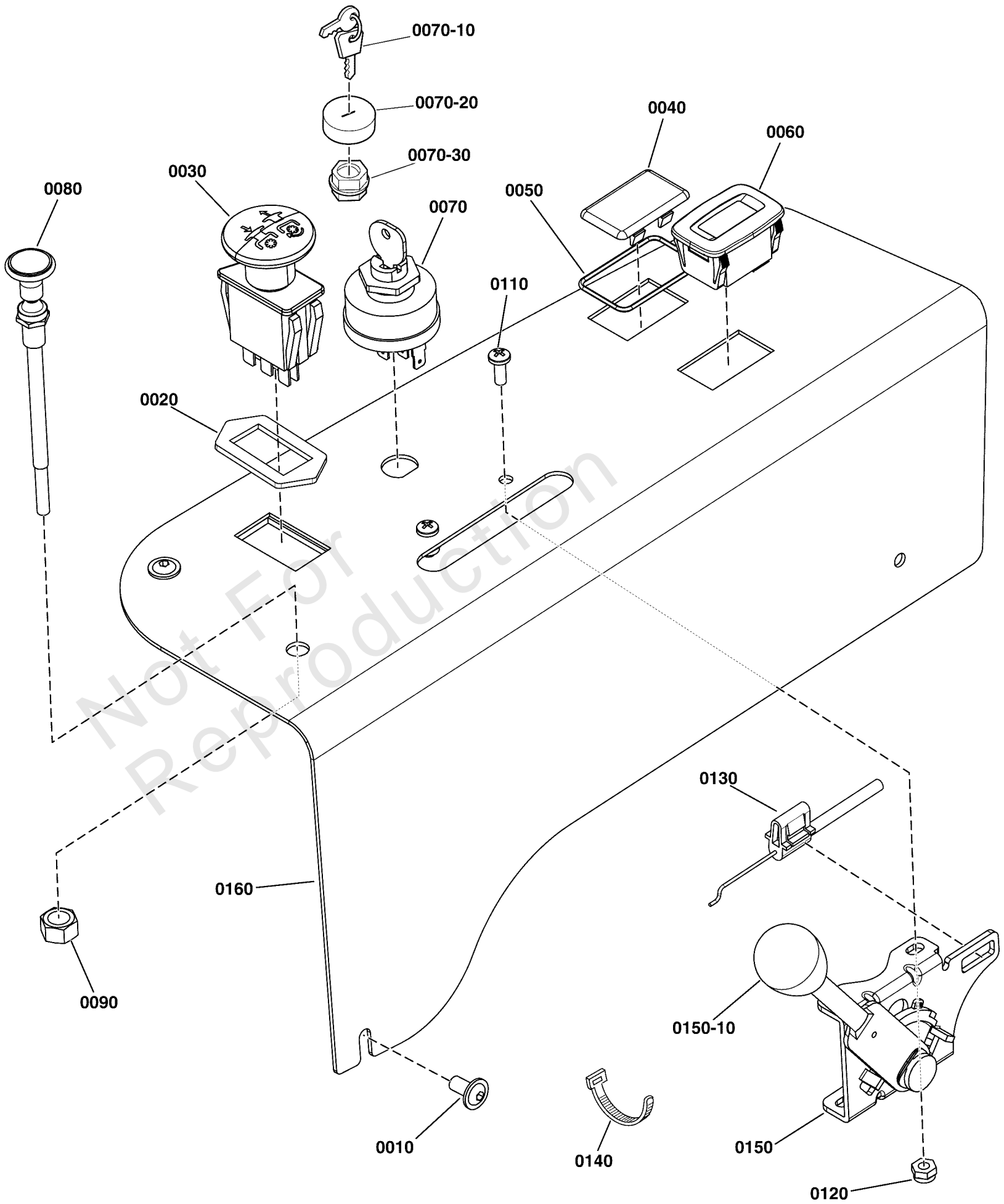
Hydraulic Group

| REF NO | PART NO | QTY | DESCRIPTION |
|---------|-------------|-----|--|
| 0200 | 5100473 | 2 | RESERVOIR, HYDRO OIL, 350 ML |
| 0200-10 | 5100778X1 | 2 | RESERVIOR CAP |
| 0210 | 5409905AA | 1 | WELD, MOUNT, TANK, HYD, LH, IS600 - BLK |
| 0220 | 5409909AA | 1 | WELD, MOUNT, TANK, HYD, RH, IS600 - BLK |
| 0230 | 5105085 | 1 | TRANSAXLE, ZT3200, LH, ZJ-KYEF-8T7C-14RX -(S/N: 4001547047 and below) |
| 0230 | 5109252 | 1 | TRANSAXLE, ZT-3200, LH,ZJ-KYEF-9T7C-14RX -(S/N: 4001547048 and above) |
| 0240 | 5105086 | 1 | TRANSAXLE, ZT3200, RH, ZJ-GYEF-8T7B-14RX -(S/N: 4001547047 and below) |
| 0240 | 5109251 | 1 | TRANSAXLE, ZT-3200, RH,ZJ-GYEF-9T7B-14RX -(S/N: 4001547048 and above) |
| 0270 | 5023268 | 4 | CLAMP, Hose |
| 0280 | 5103631 | 2 | ROD, DUMP VALVE, S125XT, CZ |
| 0290 | 5103687 | 2 | FITTING, #6 O-RING 1/2 HOSE BARB, STRAIGHT |
| 0310 | 5103774X2P5 | 2 | TUBING, TYGON, .50 ID X 2.50 |
| 0320 | 5103750 | 2 | BRAKE ARM, ZT3400 |
| 0330 | 5104055 | 2 | E-CLIP, BRAKE ARM, ZT3100 & ZT3400 |
| 0340 | 5025011X24 | 4 | BOLT, 5/16-18 X 3" GD5 YZ |
| 0350 | 5025013X20 | 4 | BOLT, 3/8-16 X 2-1/2" GD5 CZ |
| 0360 | 5025392 | 8 | NUT, 5/16-18 HEX NYLOCK FLANGE NUT |
| 0370 | 5025155 | 8 | WASHER, 5/16" SAE |
| 0410 | 5025391 | 8 | NUT, 1/4-20 Hex Nylock Flange |
| 0420 | 5025211 | 2 | PIN, HAIR, .0585 X 1-1/8, 1/4 EYE, YZ |
| 0440 | 5025126 | 2 | NUT, 1/4-20 HEX SERR. FLANGE |
| 0450 | 5025288 | 2 | WASHER, 1/4" Fender |
| 0460 | 80003518 | 4 | BOLT,1/4-20X0.750,GR5,STD NECK,SQ,ZC/CL |
| 0470 | 5025156 | 4 | WASHER, 3/8 SAE |
| 0480 | 5025394 | 4 | NUT, 3/8 - 16 HEX NYLOCK FLANGE |

Instrument Control Panel Group

Note: Unless noted otherwise, use the standard torque specifications

Mfg. No: 5901908



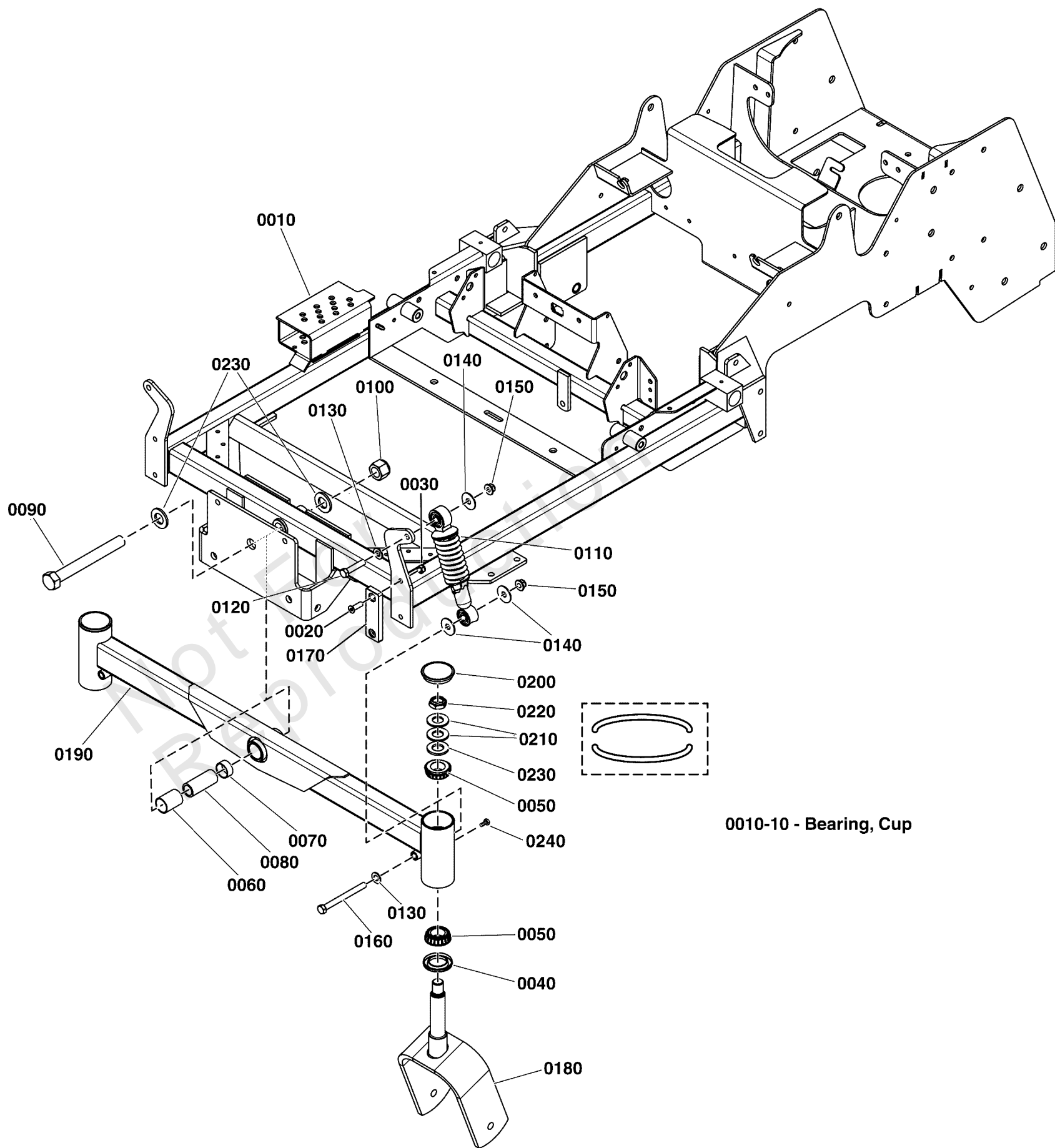
Instrument Control Panel Group

| REF NO | PART NO | QTY | DESCRIPTION |
|---------|-----------|-----|---|
| 0010 | 5025299X4 | 3 | SCREW, ALLEN HEAD 1/4-20X.500 ZINC PHOS |
| 0020 | 5022222 | 1 | RING, SWITCH RETAINER |
| 0030 | 1722887 | 1 | SWITCH-PTO PUSH |
| 0040 | 1709188 | 1 | PLUG, .820X1.44 HOLE, BLACK PLASTIC |
| 0050 | 5022269 | 1 | O-RING, 7/8" ID X 1/16" W |
| 0060 | 84008768 | 1 | HOURMETER -(Replaces hour meters equipped with two individual wires) |
| 0060 | 84008510 | 1 | HOURMETER -(Replaces hour meters equipped with 6 pin connectors) |
| 0070 | 5020927 | 1 | SWITCH, IGNITION, 6 POST |
| 0070-10 | 5022789 | 1 | KEY, IGNITION MOLDED SET -(SV) |
| 0070-20 | 5022790 | 1 | COVER, PLASTIC, SNAP ON -(SV) |
| 0070-30 | 5022791 | 1 | PLASTIC NUT -(SV) |
| 0080 | 5047779 | 1 | CABLE, CHOKE CONTROL, 51" (Z) |
| 0090 | 5025309 | 1 | NUT, 3/8-24 Hex Jam |
| 0110 | 5025179X6 | 2 | SCREW, #10-24 X 3/4" ROUND PHILLIPS |
| 0120 | 5025271 | 2 | NUT, Hex, Nylon Lock, #10-24 |
| 0130 | 5101073 | 1 | CABLE, THROTTLE, 42" |
| 0140 | 5021030 | 2 | TIE, SELF-LOCKING, 6" |
| 0150 | 5101537 | 1 | LEVER, THROTTLE CONTROL, HEAVY-DUTY |
| 0150-10 | 5046360X1 | 1 | THROTTLE CONTROL HANDLE/KNOB -(SV) |
| 0160 | 5410303A | 1 | PLATE, CONTROL PANEL, IS600Z - BLK |

Main Frame & Front Suspension Group

Note: Unless noted otherwise, use the standard torque specifications

Mfg. No: 5901908



0010-10 - Bearing, Cup

Main Frame & Front Suspension Group

| REF NO | PART NO | QTY | DESCRIPTION |
|---------|------------|-----|---|
| 0010 | ----- | 1 | WELD, MAIN FRAME, 600Z - RED -(Refer to Note: *) |
| 0010-10 | 5020883 | 1 | CUP, BEARING (SV) -(SV) |
| 0020 | 5025594 | 4 | SCREW, 5/16-18 X 1, PHILLIPS HD, BZ |
| 0030 | 5025057 | 4 | NUT, Hex, Nylon Locking, 5/16-18 |
| 0040 | 5021072 | 2 | SEAL, GREASE |
| 0050 | 5020884 | 4 | BEARING, TAPERED ROLLER, 1" |
| 0060 | 5022852 | 1 | PIVOT BEARING, 1.00" X 1.125" OD X 1.50" |
| 0070 | 5100358 | 1 | PIVOT BEARING, 1.00" X 1.125" OD X .50" |
| 0080 | 5047489 | 1 | SPACER, .75 x 1.00 x 2.38 |
| 0090 | 5025265X52 | 1 | BOLT, 3/4-16 X 6-1/2" YZ GD5 |
| 0100 | 5025284 | 1 | NUT, Hex, Nylon Lock, 3/4-16 |
| 0110 | 5023483 | 2 | SHOCK & SPRING ASSEMBLY |
| 0120 | 5025013X14 | 2 | BOLT, 3/8-16 X 1-3/4" GD5 CZ |
| 0130 | 5025156 | 4 | WASHER, 3/8 SAE |
| 0140 | 5025165 | 6 | WASHER, 3/8" Fender |
| 0150 | 5025394 | 4 | NUT, 3/8 - 16 HEX NYLOCK FLANGE |
| 0160 | 5025013X32 | 2 | BOLT, 3/8-16 X 4" GD5 CZ |
| 0170 | 5102702 | 2 | PAD, FRICTION, .375 X 1.25 X 4.00 |
| 0180 | 5402208B | 2 | WELD, CASTER YOKE - RED MODEL -(S/N: 4000771923 and below) |
| 0180 | 5419196B | 2 | WELD, CASTER YOKE - RED -(S/N: 4000771924 and above) |
| 0190 | 5417067B | 1 | WELD, FRONT PIVOT - RED |
| 0200 | 5109845 | 2 | CAP, GREASE, LOW PROFILE |
| 0210 | 5025449 | 4 | WASHER, BELLEVILLE - 1.500 X .755 |
| 0220 | 5025448 | 2 | NUT, 3/4-16, HEX JAM NYLON LOCK |
| 0230 | 5025160 | 4 | WASHER, 3/4 SAE |
| 0240 | 5025457 | 2 | BOLT, 1/4-28 X 1/2, GD5 YZ |

Footnotes:

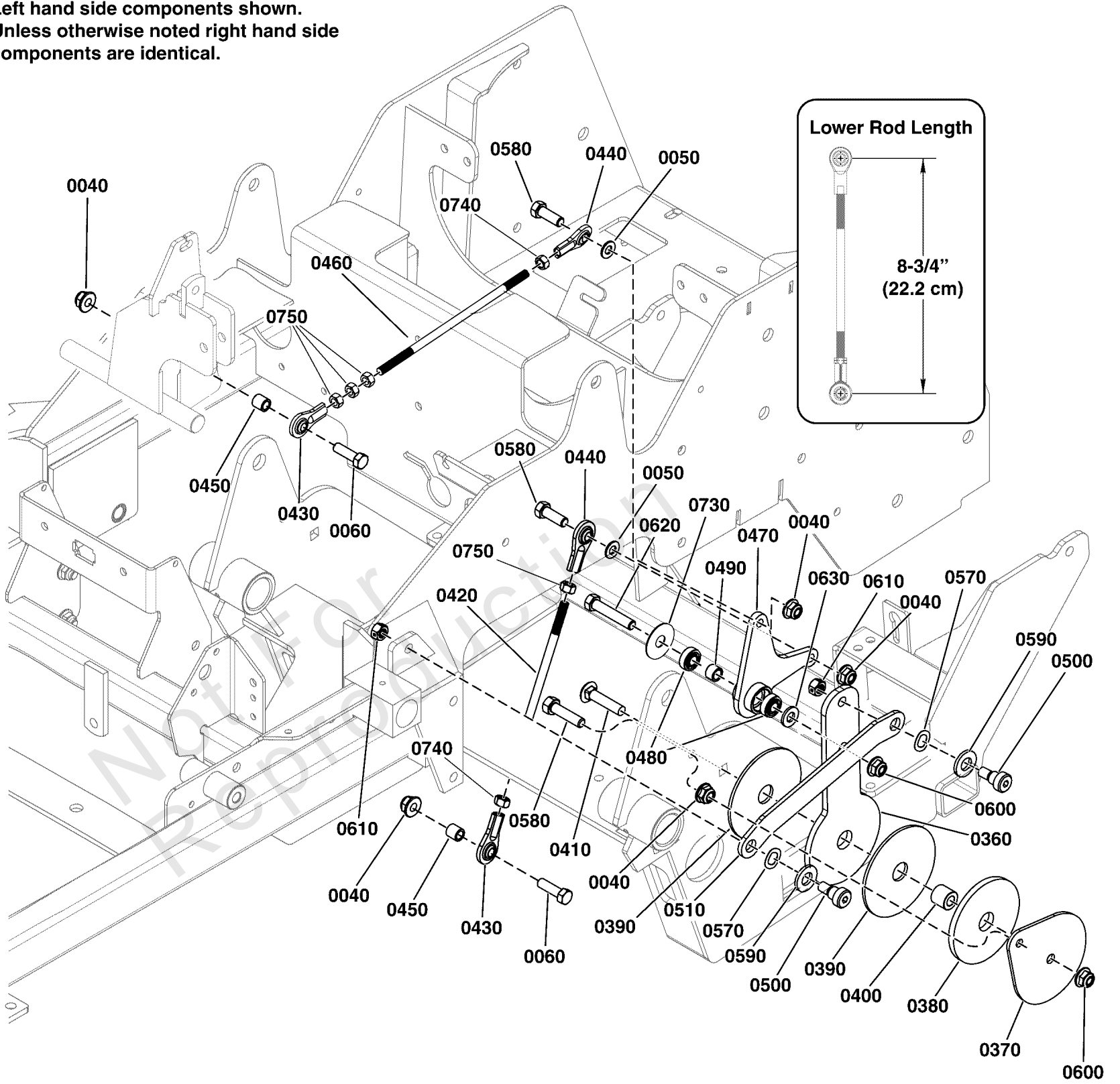
Note: *If replacing contact the Service Department at 1-800-933-6175.

Motion Control Group - Control System

Note: Unless noted otherwise, use the standard torque specifications

Mfg. No: 5901908

Left hand side components shown.
Unless otherwise noted right hand side components are identical.



Motion Control Group - Control System

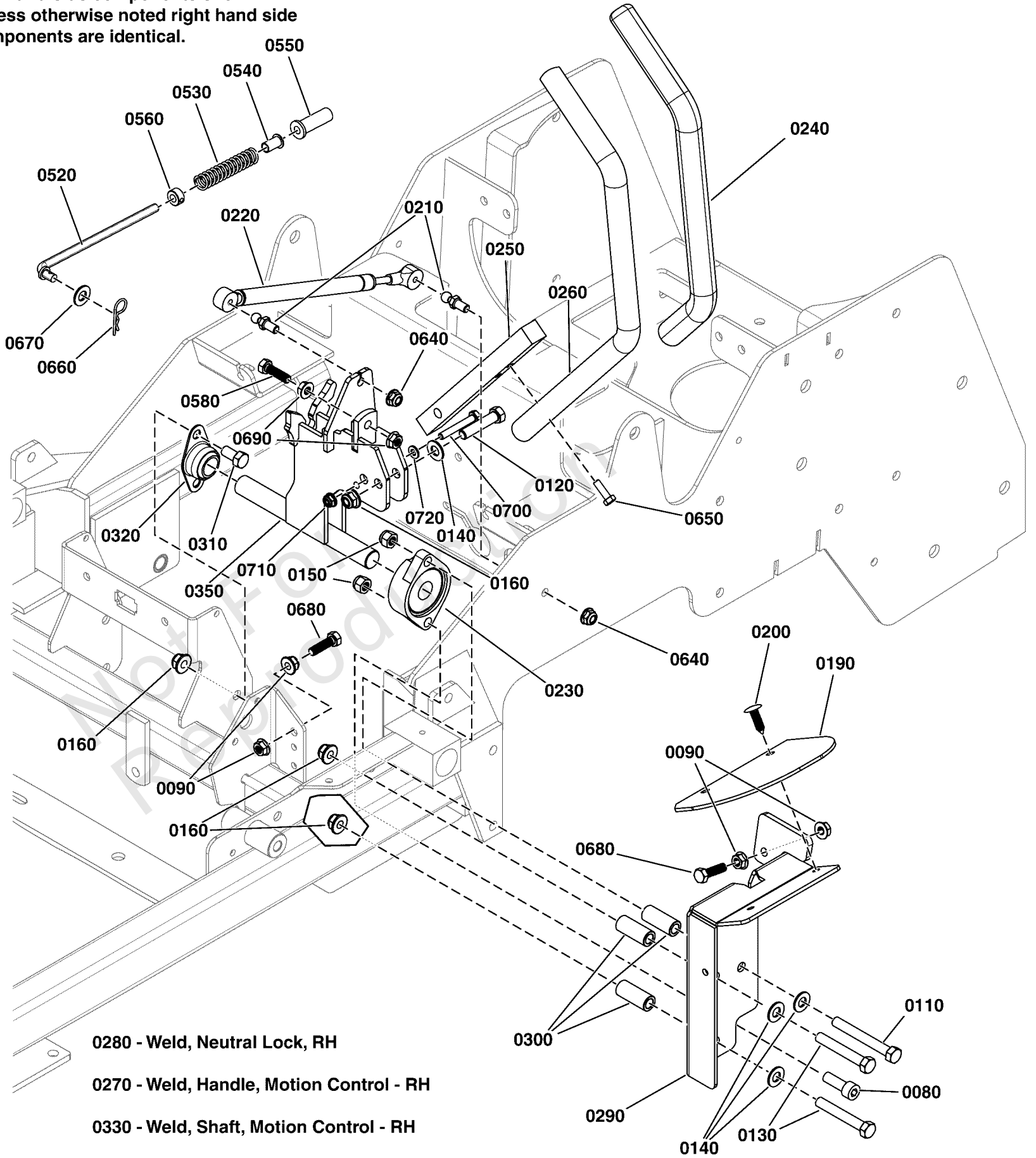
| REF NO | PART NO | QTY | DESCRIPTION |
|--------|--------------|-----|------------------------|
| 0040 | 703115 | 10 | NUT |
| 0050 | 703350 | 4 | WASHER |
| 0060 | 5025055X12SM | 4 | BOLT, 5/16-18 X 1-1/2 |
| 0360 | 5410268YP | 2 | PLATE, CTRL SYST ARM |
| 0370 | 5410271AYP | 2 | PLATE, CTRL SYSTEM LK |
| 0380 | 5103704YP | 2 | PAD, .77 X 3.50 X .25 |
| 0390 | 5103672YP | 4 | PAD, CONTROL SYSTEM |
| 0400 | 5103705YP | 2 | SPACER, .39X.75X.69 |
| 0410 | 5025146X12YP | 2 | BOLT, 3/8-16 X 1-1/2 |
| 0420 | 5103674YP | 2 | ROD, 5/16X7.00, LH-RH |
| 0430 | 5104578YP | 4 | JOINT-BALL |
| 0440 | 5104579FS | 4 | JOINT, Ball |
| 0450 | 5102148YP | 4 | SPACER, .33 X .50X.50 |
| 0460 | 5103673YP | 2 | ROD, 5/16X8.38, LH-RH |
| 0470 | 5103718YP | 2 | PIVOT, CONTROL SYSTEM |
| 0480 | 5102003YP | 4 | BEARING, .375ID |
| 0490 | 5103676YP | 2 | SPACER, .39X.55X.38 |
| 0500 | 5025356SM | 4 | BOLT, 3/8-16 X 3/8", |
| 0510 | 5410270AYP | 2 | LINK, Control |
| 0570 | 5103784YP | 4 | WAVE WASHER |
| 0580 | 5025055X10YP | 6 | BOLT, 5/16-18 X 1-1/4 |
| 0590 | 5025440SM | 4 | WASHER, 1/2" YELLOW |
| 0600 | 5025394SM | 4 | NUT, 3/8-16 HEX NYLOCK |
| 0610 | 5025100SM | 4 | NUT, 3/8-16 HEX SIDE |
| 0620 | 703589 | 2 | CAPSCREW, 3/8-16X2 |
| 0630 | 5025293SM | 2 | WASHER, 3/8" |
| 0730 | 5025165SM | 2 | WASHER, 3/8" FENDER |
| 0740 | 5023212SM | 4 | NUT, 5/16-24 HEX, LH |
| 0750 | 5025033FS | 8 | NUT |

Motion Control Group - Handles & Dampeners

Note: Unless noted otherwise, use the standard torque specifications

Mfg. No: 5901908

Left hand side components shown.
Unless otherwise noted right hand side components are identical.



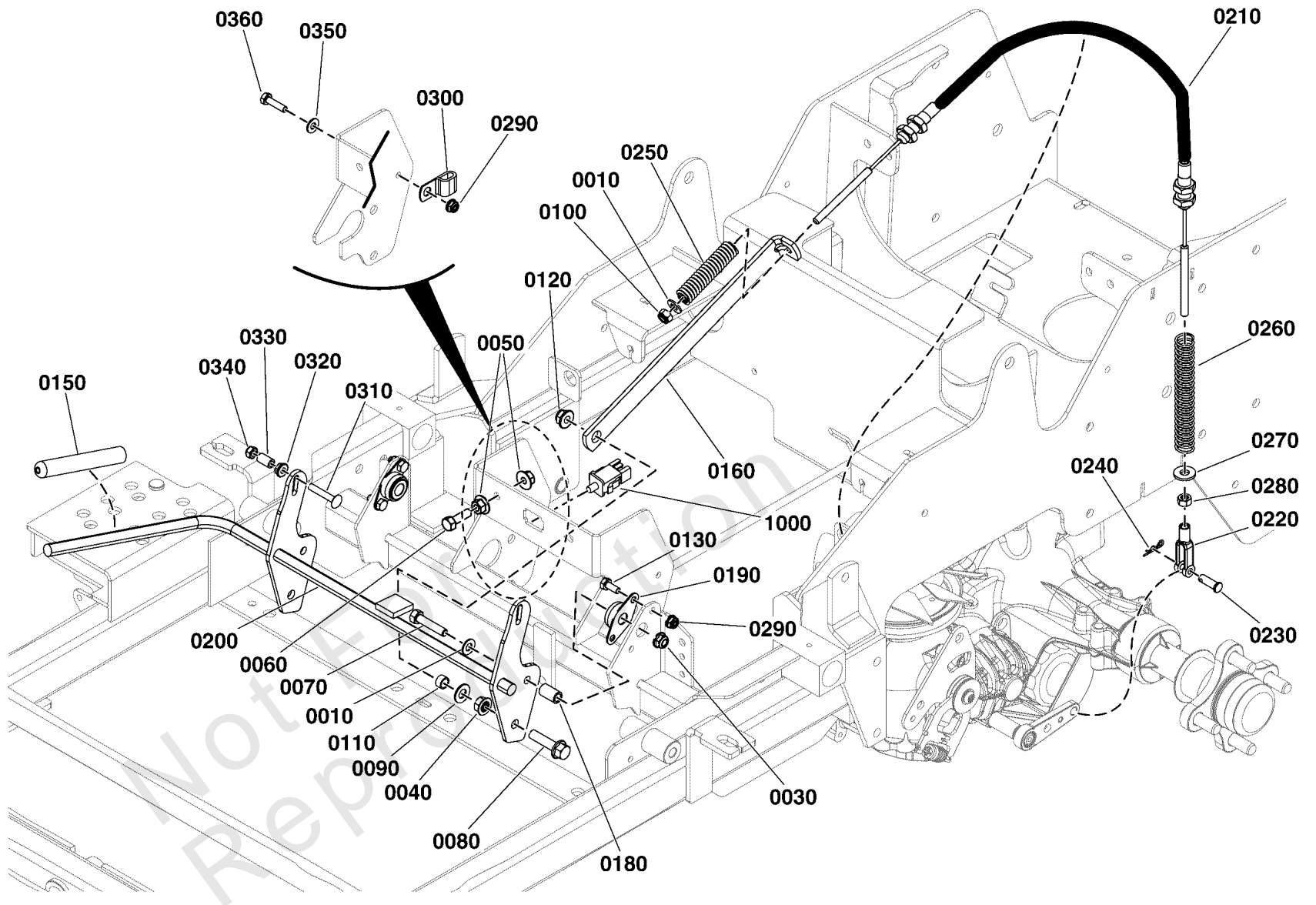
Motion Control Group - Handles & Dampeners

| REF NO | PART NO | QTY | DESCRIPTION |
|--------|------------|-----|--|
| 0080 | 5025327 | 2 | BOLT, Allen Head, 3/8-16 x 1-1/4 |
| 0090 | 5025127 | 8 | NUT, 5/16-18 HEX SERRATED FLANGE (SMALL) |
| 0110 | 5025013X24 | 2 | BOLT, 3/8-16 X 3" GD5 CZ |
| 0120 | 5025013X14 | 2 | BOLT, 3/8-16 X 1-3/4" GD5 CZ |
| 0130 | 5025013X20 | 4 | BOLT, 3/8-16 X 2-1/2" GD5 CZ |
| 0140 | 5025156 | 8 | WASHER, 3/8 SAE |
| 0150 | 5025096 | 4 | NUT, 3/8-16 HEX NYLON LOCK |
| 0160 | 5025394 | 10 | NUT, 3/8 - 16 HEX NYLOCK FLANGE |
| 0190 | 5100948 | 2 | GUARD, RUBBER MOT CTRS - IS500Z |
| 0200 | 5025431 | 4 | PUSH RIVET (TREE TYPE), BLACK |
| 0210 | 5100941 | 4 | BALL STUD, 5/16 X .50,# PC-477-2) |
| 0220 | 5100940 | 2 | DAMPENER, CONTROL,#(P6709/P3610) |
| 0230 | 5021499 | 2 | BEARING, FLANGE |
| 0240 | 5104722 | 2 | GRIP, FOAM, 1" ID, 16" LONG |
| 0250 | 5047004A | 2 | MOUNT, CONTROL ARM - BLK |
| 0260 | 5414431A | 1 | WELD, HANDLE MOTION CNTRL, 19.0, 1.0, LH - BLK |
| 0270 | 5414432A | 1 | WELD, HANDLE MOTION CNTRL, 19.0, 1.0, RH - BLK |
| 0280 | 5416051A | 1 | WELD, NEUTRAL LOCK - RH - BLK |
| 0290 | 5416052A | 1 | WELD, NEUTRAL LOCK - LH - BLK |
| 0300 | 5048264 | 6 | SPACER, .39 X .63 X 1.50, CZ |
| 0310 | 5025013X6 | 4 | BOLT, 3/8-16 X 3/4" GD5 CZ |
| 0320 | 5021098 | 2 | BEARING, BRONZE FLANGE, 3/4" |
| 0330 | 5415891A | 1 | WELD, SHAFT MOTION CONTROL, RH - BLK |
| 0350 | 5415890A | 1 | WELD, SHAFT MOTION CONTROL, LH - BLK |
| 0520 | 5100947 | 2 | ROD, NEUTRAL RETURN, CZ |
| 0530 | 5022645 | 2 | SPRING, REVERSE RETURN |
| 0540 | 5023260 | 2 | BUSHING, FLANGE 3/8ID X 7/8 LONG |
| 0550 | 5104375 | 2 | FLANGED BUSHING, 3/8IDX.63ODX.8125FL |
| 0560 | 5010546 | 2 | COLLAR, 3/8" Set |
| 0580 | 5025055X10 | 2 | BOLT, 5/16-18 X 1-1/4 GD5 TFL, CZ |
| 0640 | 5025392 | 4 | NUT, 5/16-18 HEX NYLOCK FLANGE NUT |
| 0650 | 80003531 | 4 | SCREW, 5/16-18x0.750, GR5, WHIZ-LOCK, ZC |
| 0660 | 5025210 | 2 | 3/32 X 1-5/8 HAIR PIN CLIP |
| 0670 | 5025156 | 2 | WASHER, 3/8 SAE |
| 0680 | 5025055X14 | 4 | BOLT, 5/16-18 X 1-3/4 TFL, GD5 YZ |
| 0690 | 5025139 | 4 | NUT, 5/16-18 HEX SERRATED FLANGE (LARGE) |
| 0700 | 5025010X14 | 2 | BOLT, 1/4 X 20 X 1-3/4 GD5 YZ |
| 0710 | 5025391 | 2 | NUT, 1/4-20 Hex Nylock Flange |
| 0720 | 5025154 | 2 | WASHER, 1/4 SAE |

Parking Brake Group

Note: Unless noted otherwise, use the standard torque specifications

Mfg. No: 5901908



Parking Brake Group

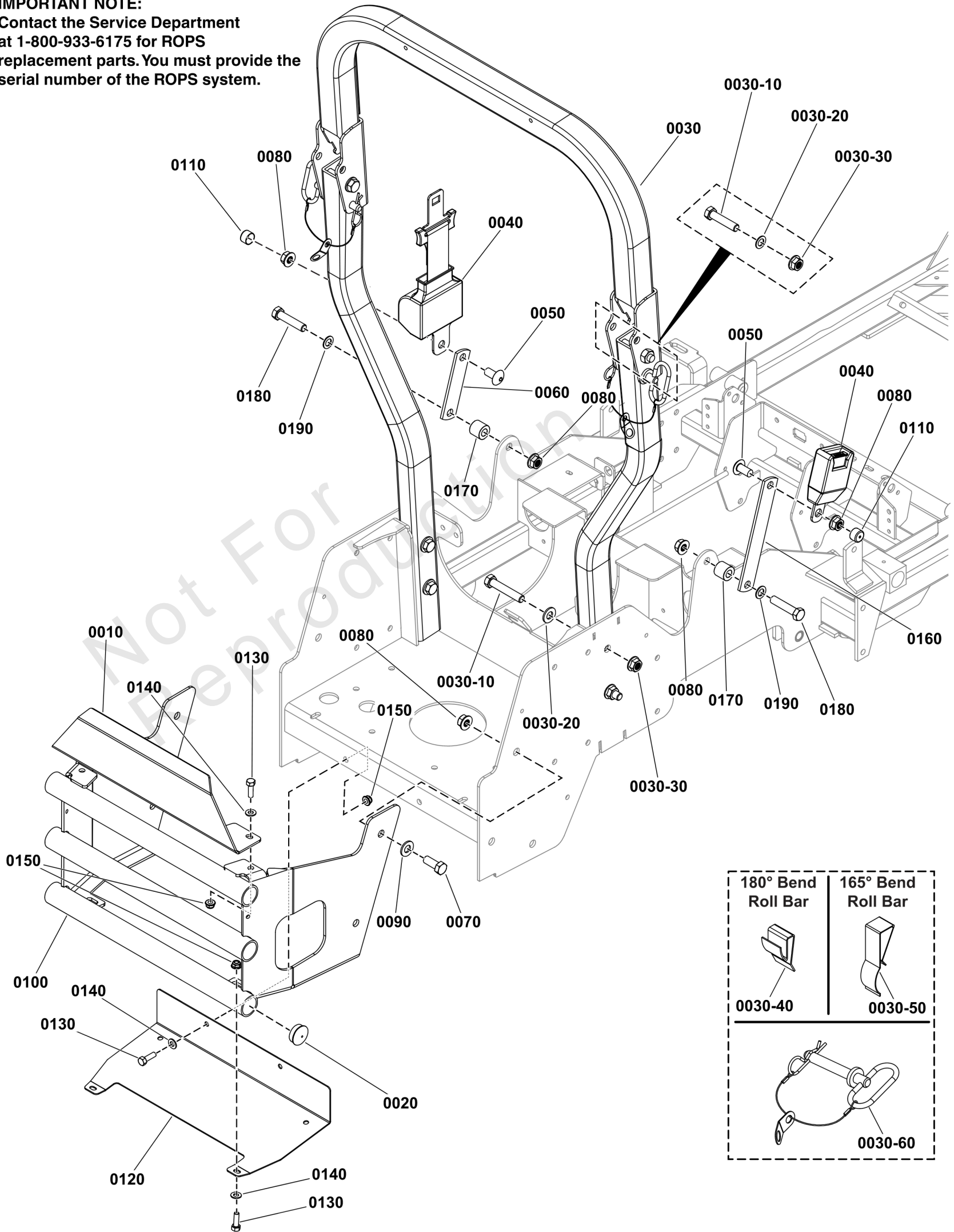
| REF NO | PART NO | QTY | DESCRIPTION |
|--------|------------|-----|---|
| 0010 | 5025155 | 2 | WASHER, 5/16" SAE |
| 0030 | 5025392 | 2 | NUT, 5/16-18 HEX NYLOCK FLANGE NUT |
| 0040 | 5025128 | 2 | NUT, 3/8-16 Hex Large Serrated Flange |
| 0050 | 5025139 | 2 | NUT, 5/16-18 HEX SERRATED FLANGE (LARGE) |
| 0060 | 5025011X9 | 1 | BOLT, 5/16-18 X 1-1/8 GD5 CZ |
| 0070 | 5025011X12 | 2 | BOLT, 5/16-18 X 1-1/2" GD5 YZ |
| 0080 | 5025390X12 | 2 | BOLT, 3/8-16 X 1-1/2, FLANGE, GD 5, CZ |
| 0090 | 5025156 | 2 | WASHER, 3/8 SAE |
| 0100 | 5025045 | 2 | NUT, 5/16-24 HEX NYLON LOCK |
| 0110 | 5041930 | 2 | SPACER, .38 X .50 X .27, CZ |
| 0120 | 5025394 | 2 | NUT, 3/8 - 16 HEX NYLOCK FLANGE |
| 0130 | ----- | 4 | HHCS, 1/4-20 X 0.625, GR5, ZINC/CLEAR |
| 0150 | 5021880 | 1 | GRIP, FOAM, .475 X 4.35 X .095 |
| 0160 | 5410328A | 2 | LINK, BRAKE LOCK, S125XT - BLK |
| 0180 | 5103660 | 2 | SPACER, .32 X .50 X .83, CZ |
| 0190 | 5101123 | 2 | BEARING, 1/2 FLANGED, PLASTIC BALL |
| 0200 | 5415910A | 1 | WELD, BRAKE SHAFT, 700 - BLK |
| 0210 | 5104276 | 2 | CABLE, PARKING BRAKE, 31" (787.9 MM) |
| 0220 | 5100301 | 2 | CLEVIS, 5/16-18, 5/16" PIN HOLE, STEEL |
| 0230 | 5025213X8 | 2 | PIN, CLEVIS, 5/16 X 1, PLATED |
| 0240 | 5025211 | 2 | PIN, HAIR, .0585 X 1-1/8, 1/4 EYE, YZ |
| 0250 | 5023242 | 2 | SPRING-COMP, .496ID X 3.00LG X .112WR |
| 0260 | 5021494 | 2 | SPRING-COMP, .600ID X 5.50LG X .080WR |
| 0270 | 5025337 | 2 | WASHER, 5/16" USS |
| 0280 | 5025032 | 2 | NUT, 5/16-18 HEX |
| 0290 | 5025391 | 5 | NUT, 1/4-20 Hex Nylock Flange |
| 0300 | 5025430 | 1 | CLAMP, 5/16", DOUBLE, WIRE & TUBE |
| 0310 | 80003564 | 2 | BOLT, 1/4-20 X 1.500, GR5, SQ, ZINC/CLEAR |
| 0320 | 5025126 | 2 | NUT, 1/4-20 HEX SERR. FLANGE |
| 0330 | 5041483 | 2 | SPACER, .52 X .38 X .63, CZ |
| 0340 | 5025095 | 2 | NUT, 1/4-20 HEX NYLON LOCK |
| 0350 | 5025154 | 1 | WASHER, 1/4 SAE |
| 0360 | 5025010X6 | 1 | BOLT, 1/4"-20 X 3/4" GD5 YZ |
| 1000 | ----- | 1 | Refer to: Electrical Group |

Rear Bumper and ROPS Group - Models with Folding Roll Bars

Note: Unless noted otherwise, use the standard torque specifications

Mfg. No: 5901908

IMPORTANT NOTE:
 Contact the Service Department
 at 1-800-933-6175 for ROPS
 replacement parts. You must provide the
 serial number of the ROPS system.



Rear Bumper and ROPS Group - Models with Folding Roll Bars

| REF NO | PART NO | QTY | DESCRIPTION |
|---------|-------------|-----|--|
| 0010 | 5410480B | 1 | PLATE, CARB PROTECTOR - RED |
| 0020 | 5023484 | 6 | PLUG, PANEL, 1.25 - BLACK |
| 0030 | ----- | 1 | ROPS, FOLDING, IS600 -(Refer to Note: *) |
| 0030-10 | 5025017X22 | 6 | BOLT, 1/2-13 X 2-3/4 GD5 CZ |
| 0030-20 | 5025158 | 6 | WASHER, 1/2 SAE |
| 0030-30 | 5025396 | 6 | NUT, Hex Flange, Nylock, 1/2-13 |
| 0030-40 | 5103403X1YP | 2 | ANTI-RATTLE SPRING, FEMCO #230328972 (SV) -(180 Degree Bend Roll Bar) |
| 0030-50 | 5105140X1YP | 2 | ANTI-RATTLE SPRING, ROPS, 165 DEGREE (SV) -(165 Degree Bend Roll Bar) |
| 0030-60 | 5100013SM | 2 | PIN, HITCH, .50 X 3.2 |
| 0040 | 5100139 | 1 | SEAT BELT, RETRACTING - ASSM - RED |
| 0050 | 5100267 | 2 | SCREW, 1/2 - 13 X 1.00 SCHS |
| 0060 | 5401044A | 1 | EXTENSION, SEAT BELT - BLK |
| 0070 | 5025017X8 | 4 | BOLT, 1/2-13 X 1, GD5 YZ |
| 0080 | 5025332 | 8 | NUT, 1/2-13 Hex Side Lock |
| 0090 | 5025158 | 4 | WASHER, 1/2 SAE |
| 0100 | 5418286B | 1 | WELD, BUMPER, IS600 - RED |
| 0110 | 5101049 | 2 | CAP, VINYL - .750 X .50 - BLK |
| 0120 | 5418287A | 1 | PLATE, HEAT SHIELD - BLK |
| 0130 | 5025011X8 | 6 | BOLT, 5/16-18 X 1" GRD5 YZ |
| 0140 | 5025292 | 6 | WASHER, 5/16 GRADE 9, FLAT |
| 0150 | 5025392 | 6 | NUT, 5/16-18 HEX NYLOCK FLANGE NUT |
| 0160 | 5416845A | 1 | BAR, SEAT BELT EXTENSION, 600Z - BLK |
| 0170 | 5044673 | 2 | SPACER, .52 X 1.00 X .88, PM, CZ |
| 0180 | 5025017X18 | 2 | BOLT, 1/2-13 X 2-1/4" GD5 CZ |
| 0190 | 80003590 | 2 | WASHER, .516IDX.875ODX.06,FLAT,ZC/CL |

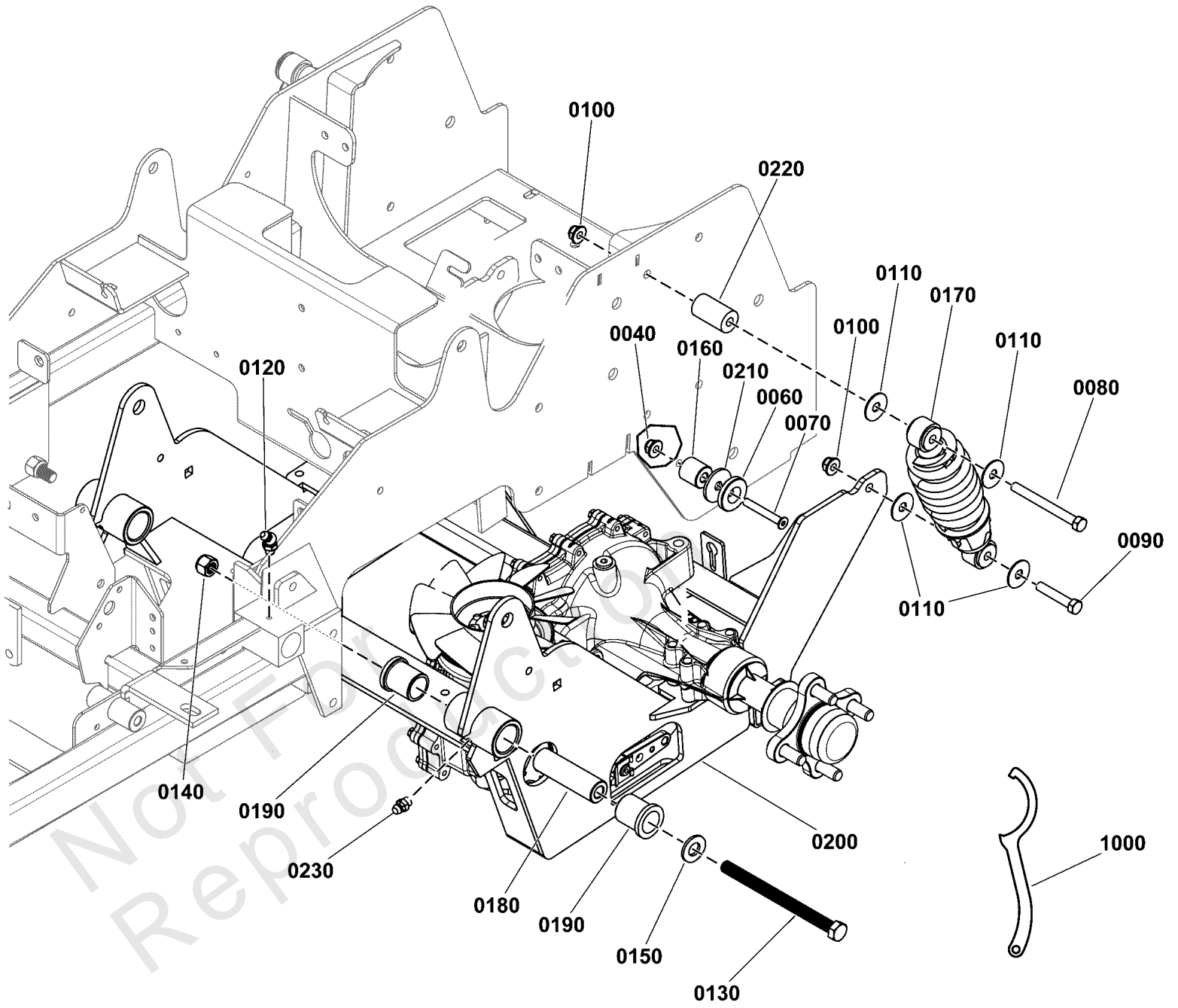
Footnotes:

Note: *Contact the Service Department at 1-800-933-6175 for roll bar replacement parts. You must provide the serial number of the roll bar system.

Rear Suspension Group

Note: Unless noted otherwise, use the standard torque specifications

Mfg. No: 5901908



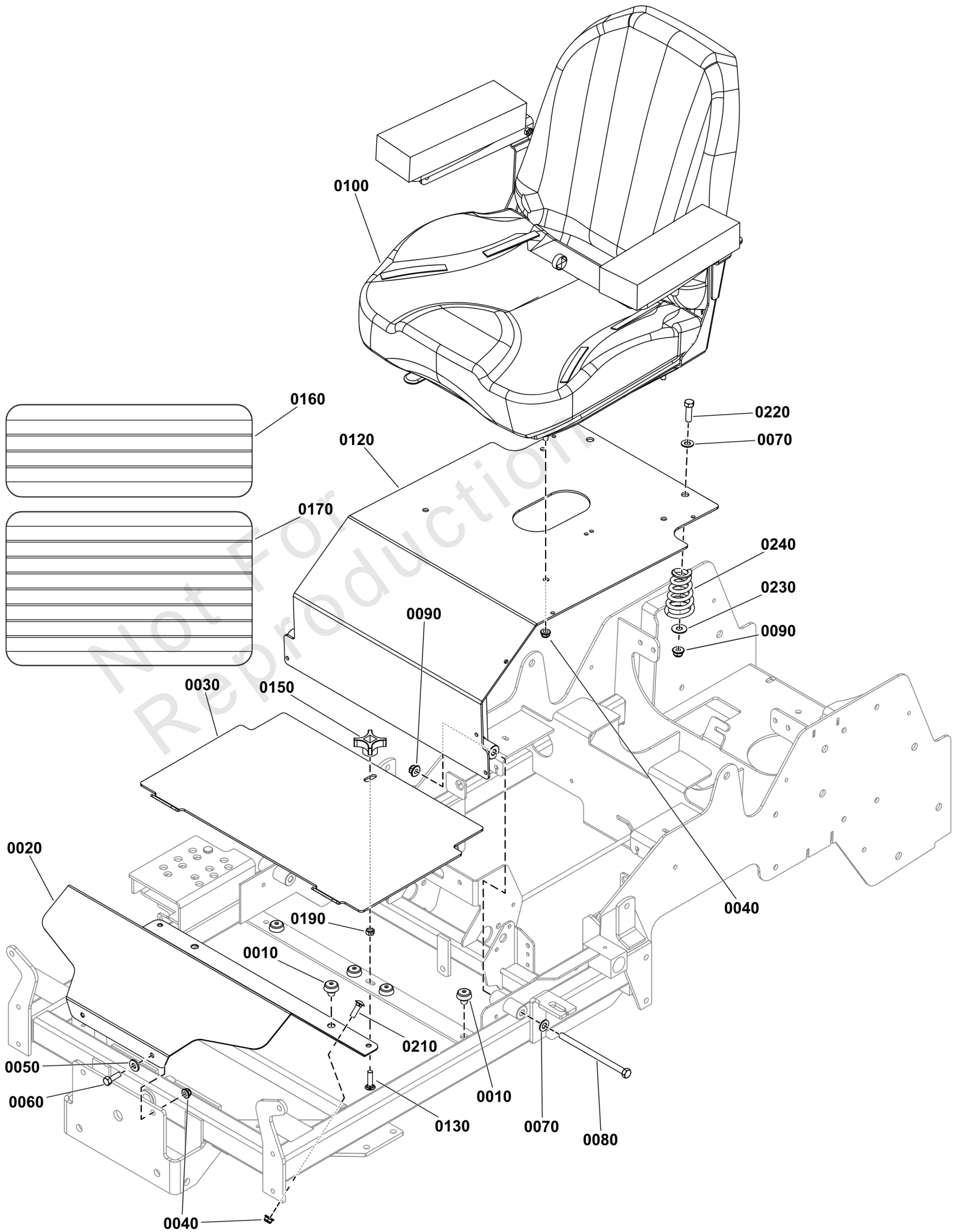
Rear Suspension Group

| REF NO | PART NO | QTY | DESCRIPTION |
|--------|------------|-----|--------------------------------------|
| 0040 | 5025392 | 2 | NUT, 5/16-18 HEX NYLOCK FLANGE NUT |
| 0060 | 5102701 | 2 | SPACER, .34 X 1.54 X .25 - UHMW |
| 0070 | 5025303X12 | 2 | SCREW, 5/16-18X1.5, FLAT HD SOC, CZ |
| 0080 | 5025013X24 | 2 | BOLT, 3/8-16 X 3" GD5 CZ |
| 0090 | 80003522 | 2 | HHCS, 3/8-16 X 2.00, GR5, ZINC/CLEAR |
| 0100 | 5025394 | 4 | NUT, 3/8 - 16 HEX NYLOCK FLANGE |
| 0110 | 5025165 | 8 | WASHER, 3/8" Fender |
| 0120 | 5020020 | 2 | GREASE FITTING, 1/4-28 45 DEGREE |
| 0130 | 5025488X52 | 2 | BOLT, 1/2-13 X 6-1/2" GD8 YZ |
| 0140 | 5025056 | 2 | NUT, 1/2-13 HEX NYLON LOCK |
| 0150 | 5025158 | 2 | WASHER, 1/2 SAE |
| 0160 | 5046860 | 2 | SPACER, .39 X 1.00 X .50, PM, CZ |
| 0170 | 5103624 | 2 | SHOCK ABSORBER, IS600 |
| 0180 | 5061339 | 2 | SPACER, .52 X 1.00 X 3.42 |
| 0190 | 5021541 | 4 | BUSHING, FLANGE |
| 0200 | 84007761 | 1 | CRADLE, Suspension |
| 0210 | 5100548 | 2 | WASHER, .390 X 1.50 X .109, YZ |
| 0220 | 5100896 | 2 | SPACER, .390 X 1.00 X 1.00 - YZ |
| 0230 | 5020095 | 2 | GREASE FITTING, 1/4-28 Straight |
| 1000 | 5022853 | 1 | WRENCH, SPANNER, CZ |

Seat Mount & Floor Group S/N: 4000875837 to 4002340028

Note: Unless noted otherwise, use the standard torque specifications

Mfg. No: 5901908



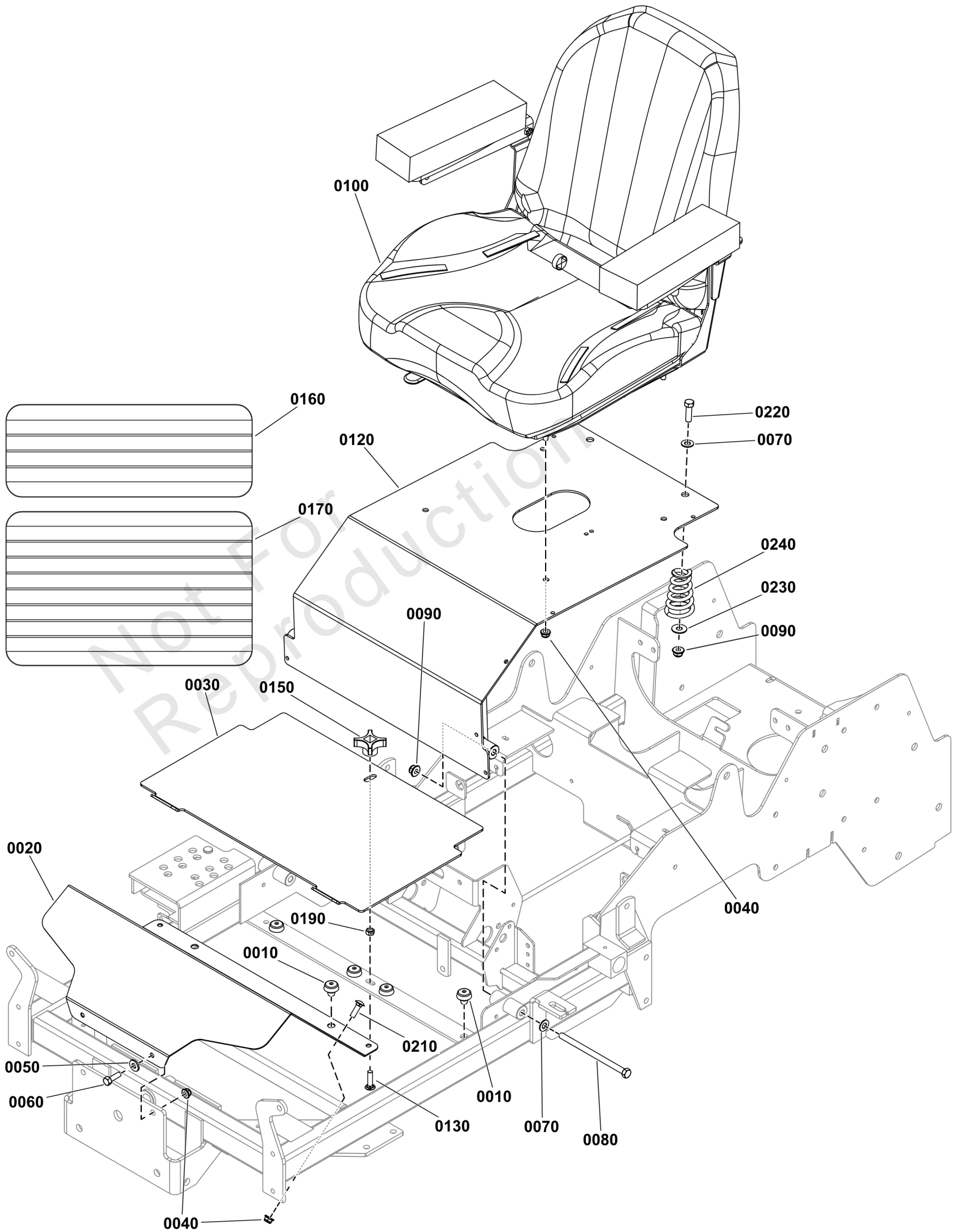
Seat Mount & Floor Group S/N: 4000875837 to 4002340028

| REF NO | PART NO | QTY | DESCRIPTION |
|---------|------------|-----|--|
| 0010 | 197546 | 6 | MNT, VBRTN, RBBR |
| 0020 | 84007982 | 1 | PLATE, Floor |
| 0030 | 5410256B | 1 | PLATE, FLOOR PAN, REMOVABLE. IS600 - RED |
| 0040 | 5025392 | 8 | NUT, 5/16-18 HEX NYLOCK FLANGE NUT |
| 0050 | 5025292 | 2 | WASHER, 5/16 GRADE 9, FLAT |
| 0060 | 5025011X8 | 2 | BOLT, 5/16-18 X 1" GRD5 YZ |
| 0070 | 5025156 | 4 | WASHER, 3/8 SAE |
| 0080 | 5025013X48 | 2 | BOLT, 3/8-16 X 6" GD5 CZ |
| 0090 | 5025394 | 4 | NUT, 3/8 - 16 HEX NYLOCK FLANGE |
| 0100 | 5108190 | 1 | SEAT, 907, W/ARM REST & SWITCH, NO BEAD |
| 0100-10 | 5104741X1 | 1 | 4" SL TRACK SET - 9" FLAT - W/HDWR -(SV) |
| 0100-20 | 5108190X3 | 1 | BACK ASSEMBLY -(SV) |
| 0100-30 | 5108190X4 | 1 | CUSHION ASSEMBLY -(SV) |
| 0100-40 | 5108190X2 | 1 | ARM BRACKET W/PAD & HARDWARE -(SV) |
| 0100-50 | 5108190X1 | 1 | ARM PAD ASSEMBLY -(SV) |
| 0100-60 | 7023354 | 1 | SWITCH, SEAT -(SV) |
| 0100-70 | 5100541 | 1 | SWITCH, NC, W/ TWIST-IN BASE -(SV) |
| 0120 | 5601055 | 1 | ASSM, SEAT PLATE W/DECALS, IS600Z-DOM (5415897B) |
| 0130 | 5025145X10 | 1 | BOLT, 5/16-18 X 1-1/4, CARRIAGE, GD5, CZ |
| 0150 | 1670578 | 1 | KNOB-INT THR .312-18 4-ARM 2.12WD 1.06LG |
| 0160 | 5101374 | 1 | SAFETY WALK, FLOOR REST, 16.00 X 6.00 |
| 0170 | 5101333 | 1 | SAFETY WALK, FLOOR PLATE, S50X, 10X17.13 |
| 0190 | 80003675 | 1 | NUT, 5/16-1/8, HEX, CNTR LK, ZINC PHOS/OIL |
| 0210 | 5025145X8 | 2 | BOLT, 5/16-18 X 1, CARRIAGE, GD5, CZ |
| 0220 | 5025013X10 | 2 | BOLT, 3/8-16 X 1-1/4" GD5 CZ |
| 0230 | 5025401 | 2 | WASHER, 3/8" USS |
| 0240 | 5108276 | 2 | SPRING, SEAT, BLACK E-COAT |

Seat Mount & Floor Group S/N: 4002340029 and Above

Note: Unless noted otherwise, use the standard torque specifications

Mfg. No: 5901908



Seat Mount & Floor Group S/N: 4002340029 and Above

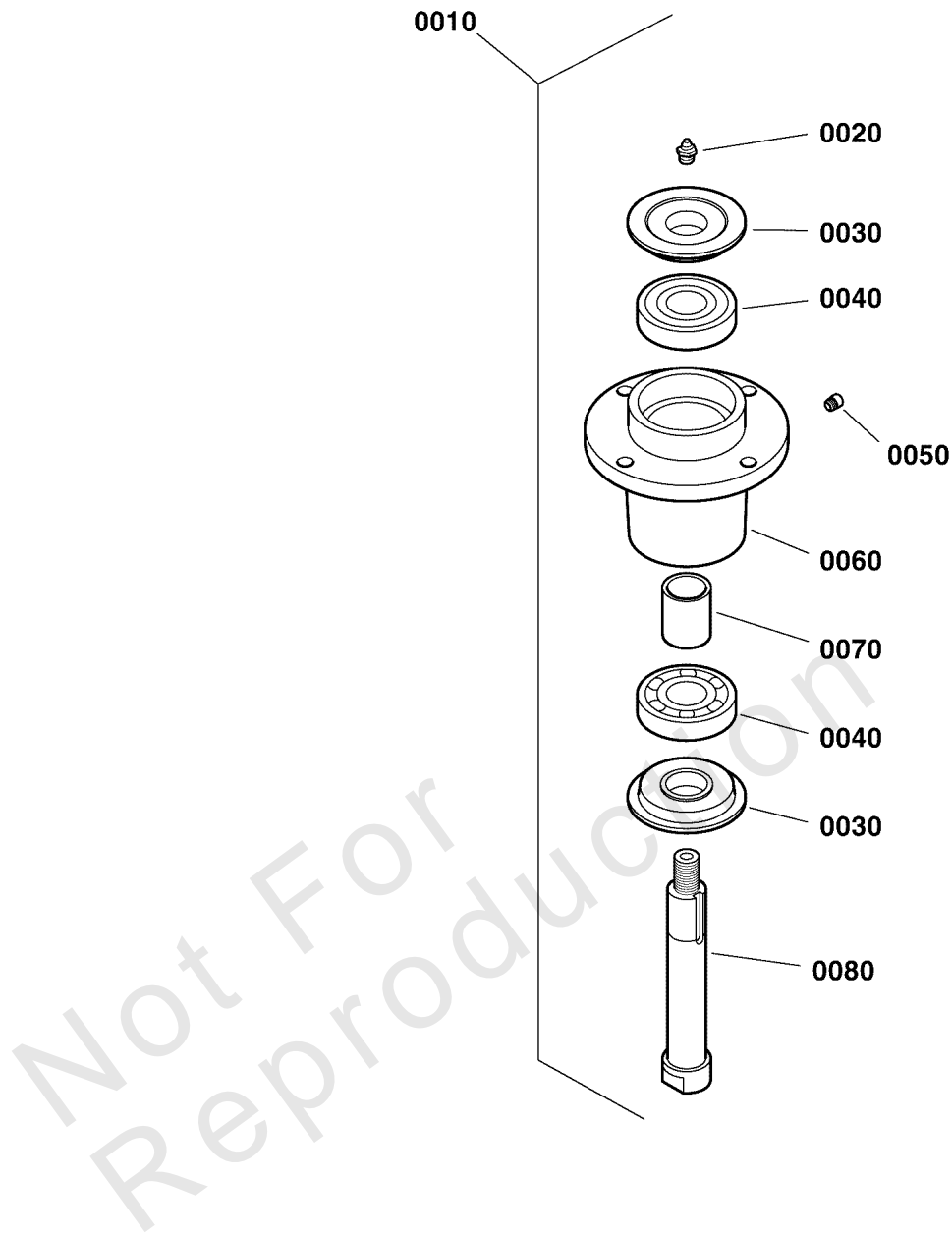
| REF NO | PART NO | QTY | DESCRIPTION |
|---------|--------------|-----|--|
| 0010 | 197546GS | 6 | MOUNT-VIBRATION |
| 0020 | 84007982 | 1 | PLATE, Floor |
| 0030 | 5410256BFS | 1 | PLATE, FLOOR |
| 0040 | 703115 | 8 | NUT |
| 0050 | 5025292SM | 2 | WASHER, 5/16" GD.9 FL |
| 0060 | 5025011X8FS | 2 | BOLT |
| 0070 | 5025156FS | 4 | WASHER |
| 0080 | 5025013X48SM | 2 | BOLT, 3/8-16 X 6" GD5 |
| 0090 | 5025394SM | 4 | NUT, 3/8-16 HEX NYLOCK |
| 0100 | 84010950 | 1 | SEAT ASSEMBLY w/Arm Rests |
| 0100-10 | 84011193 | 1 | COVER, Seat Back -(SV) |
| 0100-20 | 84011194 | 1 | CUSHION, Seat -(SV) |
| 0100-30 | 5104741X1YP | 1 | 4" SL TRACK SET - 9" FLAT - W/HDWR -(SV) |
| 0100-40 | 7023354YP | 1 | SWITCH, SEAT -(SV) |
| 0120 | 5601055 | 1 | ASSM, SEAT PLATE W/DECALS, IS600Z-DOM (5415897B) |
| 0130 | 5025145X10YP | 1 | BOLT, 5/16-18 X 1-1/4 |
| 0150 | 1670578SM | 1 | KNOB-INT THR .312-18 |
| 0160 | 5101374YP | 1 | SAFETY WALK, FLOOR RE |
| 0170 | 5101333YP | 1 | SAFETY WALK, FLOOR PL |
| 0190 | 703164 | 1 | NUT |
| 0210 | 5025145X8SM | 2 | BOLT, 5/16-18 X 1", C |
| 0220 | 5025013X10SM | 2 | BOLT, 3/8-16 X 1-1/4" |
| 0230 | 5025401YP | 2 | WASHER, 3/8 USS |
| 0240 | 84004561 | 2 | SPRING |

Spindle SERVICE PARTS - 5061095

Note: Unless noted otherwise, use the standard torque specifications

Mfg. No: 5901908

5061095



Spindle SERVICE PARTS - 5061095

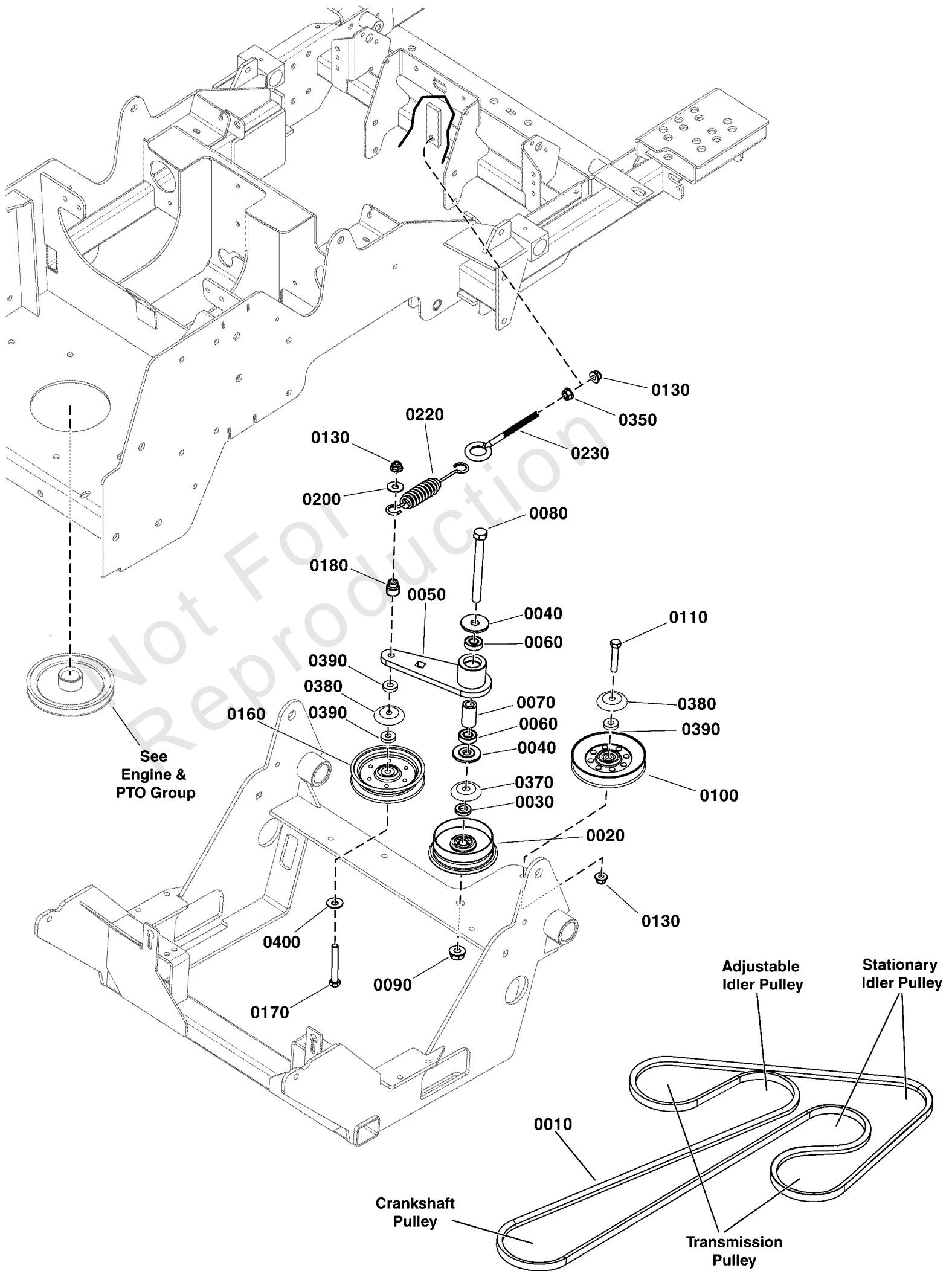
| REF NO | PART NO | QTY | DESCRIPTION |
|--------|---------|-----|---|
| 0010 | 5061095 | 1 | SPINDLE, ASSM, ALUMINUM - 5.25 -(Nut and Washer Sold Separately) (Includes items #0020 - 0080) |
| 0020 | 5023329 | 1 | FITTING, 1/8 NPT STR, SHORT |
| 0030 | 5049793 | 2 | TRASH SHIELD |
| 0040 | 5023330 | 2 | BEARING, .98 X 2.44 X .67 |
| 0050 | 5023296 | 1 | FITTING, RELIEF, 1-5 PSI |
| 0060 | 5061097 | 1 | HOUSING, SPINDLE |
| 0070 | 5061099 | 1 | SPACER, 1.00 X 1.25 X 1.75 |
| 0080 | 5061098 | 1 | SPINDLE SHAFT |

Not For Reproduction

Transaxle Drive Group

Note: Unless noted otherwise, use the standard torque specifications

Mfg. No: 5901908



Transaxle Drive Group

| REF NO | PART NO | QTY | DESCRIPTION |
|--------|------------|-----|--|
| 0010 | 5103885 | 1 | BELT, A-SEC, 117.24" EL, WRAPPED, ARAMID |
| 0020 | 5103618 | 1 | PULLEY, IDLER, SINGLE FLG 4"OD X 1/2"ID |
| 0030 | 5100520 | 1 | SPACER, .52 X 1.00 X .22, PM, CZ |
| 0040 | 5103262 | 2 | SPACER, IDLER ARM, 1/2, PM |
| 0050 | 5409891A | 1 | WELD, ARM, PUMP DRIVE IDLER - BLK |
| 0060 | 7078243 | 2 | BEARING, BALL, AXLE |
| 0070 | 5103812 | 1 | SPACER, .52 X .84 X 1.53, PM |
| 0080 | 5025017X40 | 1 | BOLT, 1/2-13 X 5" GD5 YZ |
| 0090 | 5025396 | 1 | NUT, Hex Flange, Nylock, 1/2-13 |
| 0100 | 5103717 | 1 | PULLEY-IDLER-V, 4.85OB, .38ID, .94W,STL |
| 0110 | 5025013X20 | 1 | BOLT, 3/8-16 X 2-1/2" GD5 CZ |
| 0130 | 5025394 | 3 | NUT, 3/8 - 16 HEX NYLOCK FLANGE |
| 0160 | 5103788 | 1 | PULLEY, IDLER-V, 4.0 X .38, STL |
| 0170 | 5025013X24 | 1 | BOLT, 3/8-16 X 3" GD5 CZ |
| 0180 | 5020923 | 1 | SPACER, Shoulder |
| 0200 | 5025401 | 1 | WASHER, 3/8" USS |
| 0220 | 5100632 | 1 | SPRING-EXT, 1.25OD X 9.3LG X .142WR, BLK |
| 0230 | 5023497 | 1 | EYE BOLT, 3/8-16 X 5, 2.88THRD, 1EYE, CZ |
| 0350 | 5025128 | 1 | NUT, 3/8-16 Hex Large Serrated Flange |
| 0370 | 5101103 | 1 | SHIELD, PULLEY BEARING, CZ |
| 0380 | 5103787 | 2 | SHIELD, BEARING PULLEY, 3/8ID, CZ |
| 0390 | 5044960 | 3 | SPACER, .39 X 1.00 X .25, PM, CZ |
| 0400 | 5025156 | 1 | WASHER, 3/8 SAE |

Transaxle SERVICE Parts - Hydro-Gear ZT3200

Note: Unless noted otherwise, use the standard torque specifications

Mfg. No: 5901908

Service Parts Schematic for Hydro-Gear® Transaxles: ZJ-GYEF-8T7B-1GRX (5105086) ZJ-KYEF-8T7C-14RX (5105085)

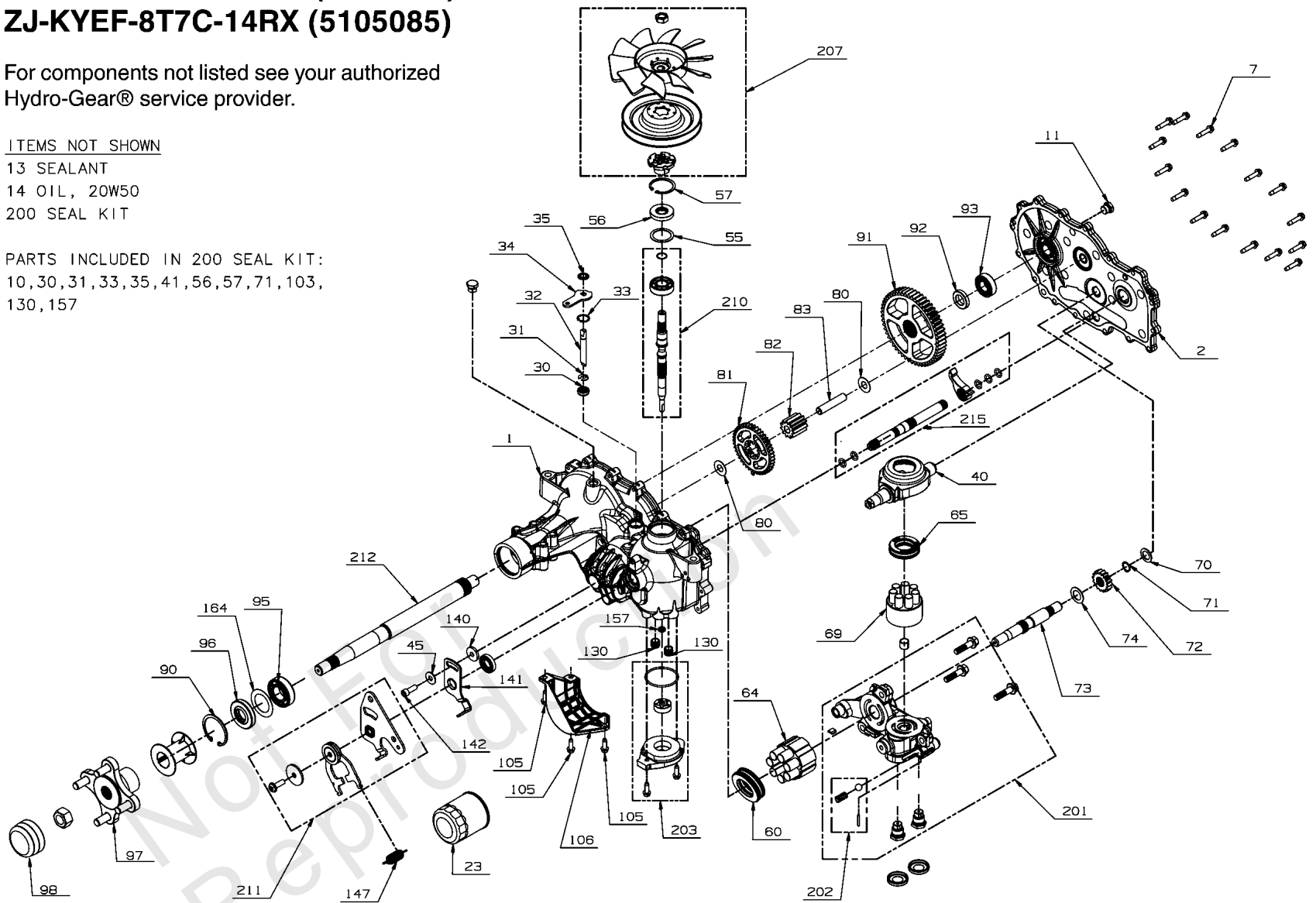
For components not listed see your authorized Hydro-Gear® service provider.

ITEMS NOT SHOWN

- 13 SEALANT
- 14 OIL, 20W50
- 200 SEAL KIT

PARTS INCLUDED IN 200 SEAL KIT:

- 10, 30, 31, 33, 35, 41, 56, 57, 71, 103, 130, 157



Transaxle SERVICE Parts - Hydro-Gear ZT3200

| REF NO | PART NO | QTY | DESCRIPTION |
|--------|-----------|-----|--|
| 1 | ---- | 1 | KIT, MAIN HOUSING, RH, CHRG, CNTRL |
| 2 | ---- | 1 | KIT, SIDE COVER RH |
| 7 | ---- | 16 | SCREW, HEX WASHER |
| 11 | ---- | 1 | PLUG EXTERNAL HEX VENT 9/16-18 |
| 23 | 5101026X1 | 1 | FILTER, OIL, ZT2800 |
| 30 | ---- | 1 | SEAL, LIP, .375 X .75 X .25 |
| 31 | ---- | 1 | BYPASS RETAINING RING 1 |
| 32 | ---- | 1 | ROD, BYPASS .375 X 2.88 |
| 33 | ---- | 1 | BYPASS RETAINING RING 2 |
| 34 | ---- | 1 | ARM, BYPASS |
| 35 | ---- | 1 | RING, RETAINING .375 EXTERNAL |
| 40 | ---- | 1 | SWASHPLATE, TRUNNION |
| 41 | ---- | 1 | SEAL, LIP 10 X 32 X 7 |
| 45 | ---- | 1 | WASHER, .34X.88X.06 |
| 55 | ---- | 1 | WASHER, FLAT 1.23 X 1.57 X .04 |
| 56 | 5100161X3 | 1 | OUTPUT SHAFT SEAL, 17X40X7, HR #51161 |
| 57 | 5101026X4 | 1 | RING, RET 2.06 INT, |
| 60 | ---- | 1 | BEARING, THRUST 35 x 62 x 18 |
| 64 | ---- | 1 | KIT, 16cc CYLINDER BLOCK ASSEMBLY |
| 65 | ---- | 1 | BEARING, THRUST 30 x 52 x 13 |
| 69 | ---- | 1 | KIT, BLOCK 7 PISTON |
| 70 | ---- | 1 | WASHER, .63 X 1.00 X .05 FLAT |
| 71 | ---- | 1 | RETAINING RING, MOTOR SHAFT |
| 72 | ---- | 1 | GEAR, 16T (STEEL) |
| 73 | ---- | 1 | SHAFT, MOTOR |
| 74 | ---- | 1 | WASHER, .71 X 1.16 X .04 FLAT |
| 80 | ---- | 2 | WASHER, .51 X 1.00 X .03 FLAT |
| 81 | ---- | 1 | GEAR, 43T |
| 82 | ---- | 1 | GEAR, 11T (STEEL) |
| 83 | ---- | 1 | PIN, JACKSHAFT |
| 90 | ---- | 1 | RING, RETAINING 2.25 INTERNAL |
| 91 | ---- | 1 | GEAR, 54T |
| 92 | ---- | 1 | SPACER, .750 X 1.320 X .257 |
| 93 | ---- | 1 | KIT, BEARING |
| 95 | 5101026X5 | 1 | BEARING BALL, 1.0 X 52 X 15 OPEN 6205M |
| 96 | 5103589X1 | 1 | KIT, SEAL, AXLE - HG# 53699 |
| 97 | 5103589X8 | 1 | ASSM, HUB |
| 98 | 5103589X7 | 1 | AXLE CAP, |
| 105 | ---- | 3 | SCREW, HEX WASHER 1/4-20 X .75 |
| 106 | ---- | 1 | GUARD, FILTER, RH |
| 130 | ---- | 2 | TUBE, CHARGE TRIPLE O-RING |
| 140 | ---- | 1 | SPACER, .320X1.005X.179 |
| 141 | ---- | 1 | ARM, NEUTRAL RIGHT |
| 142 | ---- | 1 | SHCS, 5/16-24 X .875 (PATCH) |
| 147 | ---- | 1 | SPRING, EXTENSION |
| 157 | ---- | 1 | KIT, GEROTOR SEAL |
| 164 | ---- | 1 | WASHER, 1.355 x 2.035 x .021 FLAT |
| 200 | 5101026X8 | 1 | KIT SEAL |
| 201 | ---- | 1 | KIT, CENTER SECTION, RH CHARGE |
| 202 | ---- | 1 | KIT, CHARGE RELIEF |
| 203 | 5105085X1 | 1 | KIT, CHARGE |

Transaxle SERVICE Parts - Hydro-Gear ZT3200

Note: Unless noted otherwise, use the standard torque specifications

Mfg. No: 5901908

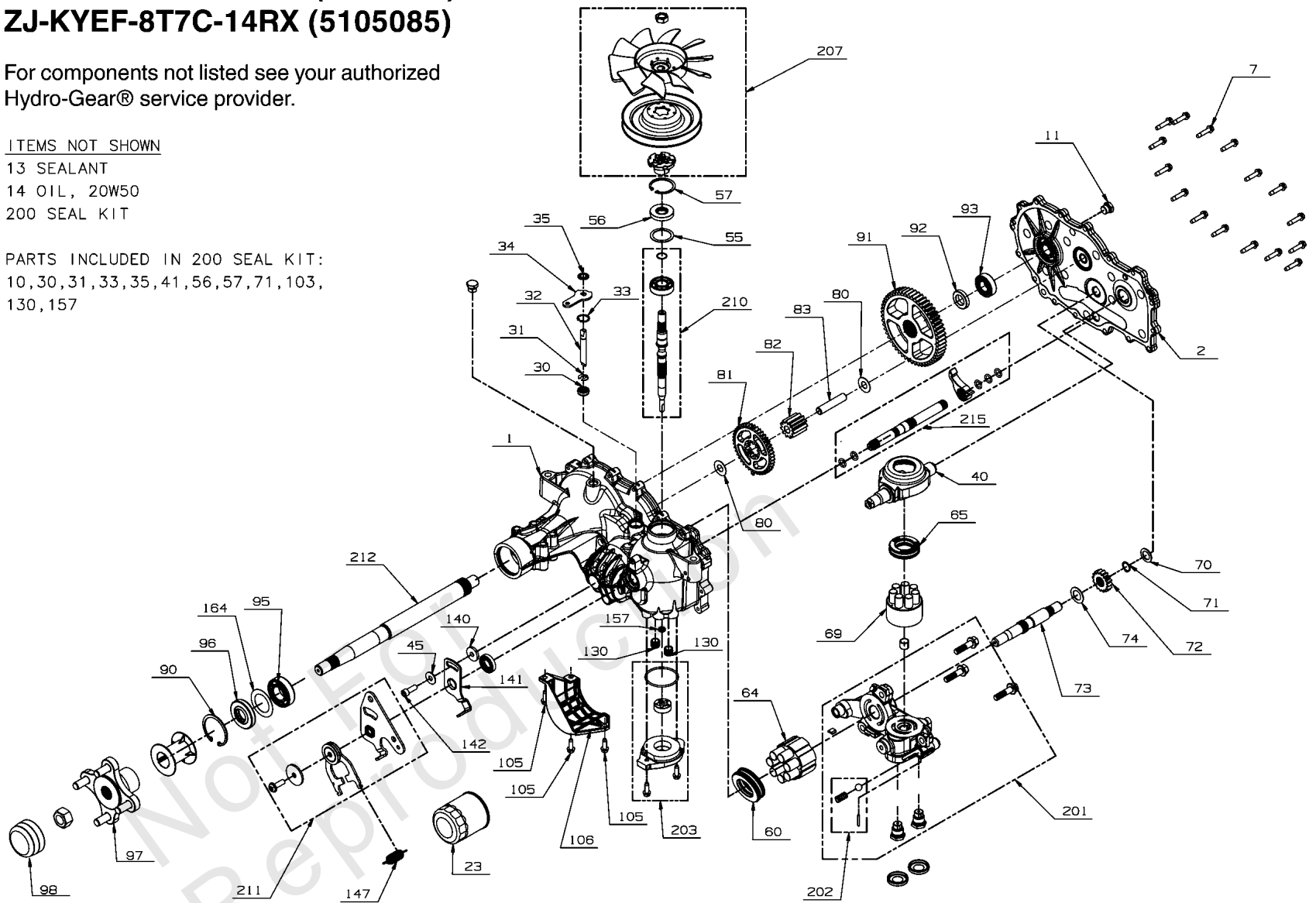
Service Parts Schematic for Hydro-Gear® Transaxles: ZJ-GYEF-8T7B-1GRX (5105086) ZJ-KYEF-8T7C-14RX (5105085)

For components not listed see your authorized Hydro-Gear® service provider.

ITEMS NOT SHOWN

- 13 SEALANT
- 14 OIL, 20W50
- 200 SEAL KIT

PARTS INCLUDED IN 200 SEAL KIT:
10, 30, 31, 33, 35, 41, 56, 57, 71, 103,
130, 157



Transaxle SERVICE Parts - Hydro-Gear ZT3200

| REF NO | PART NO | QTY | DESCRIPTION |
|--------|-----------|-----|------------------------------------|
| 207 | 5105085X2 | 1 | KIT, FAN/PULLEY |
| 210 | ----- | 1 | KIT, INPUT SHAFT |
| 211 | ----- | 1 | KIT, RTN BIDIRECTIONAL |
| 212 | ----- | 1 | SHAFT, AXLE |
| 215 | ----- | 1 | KIT, OUTBOARD, RH ROT A / LH ROT B |

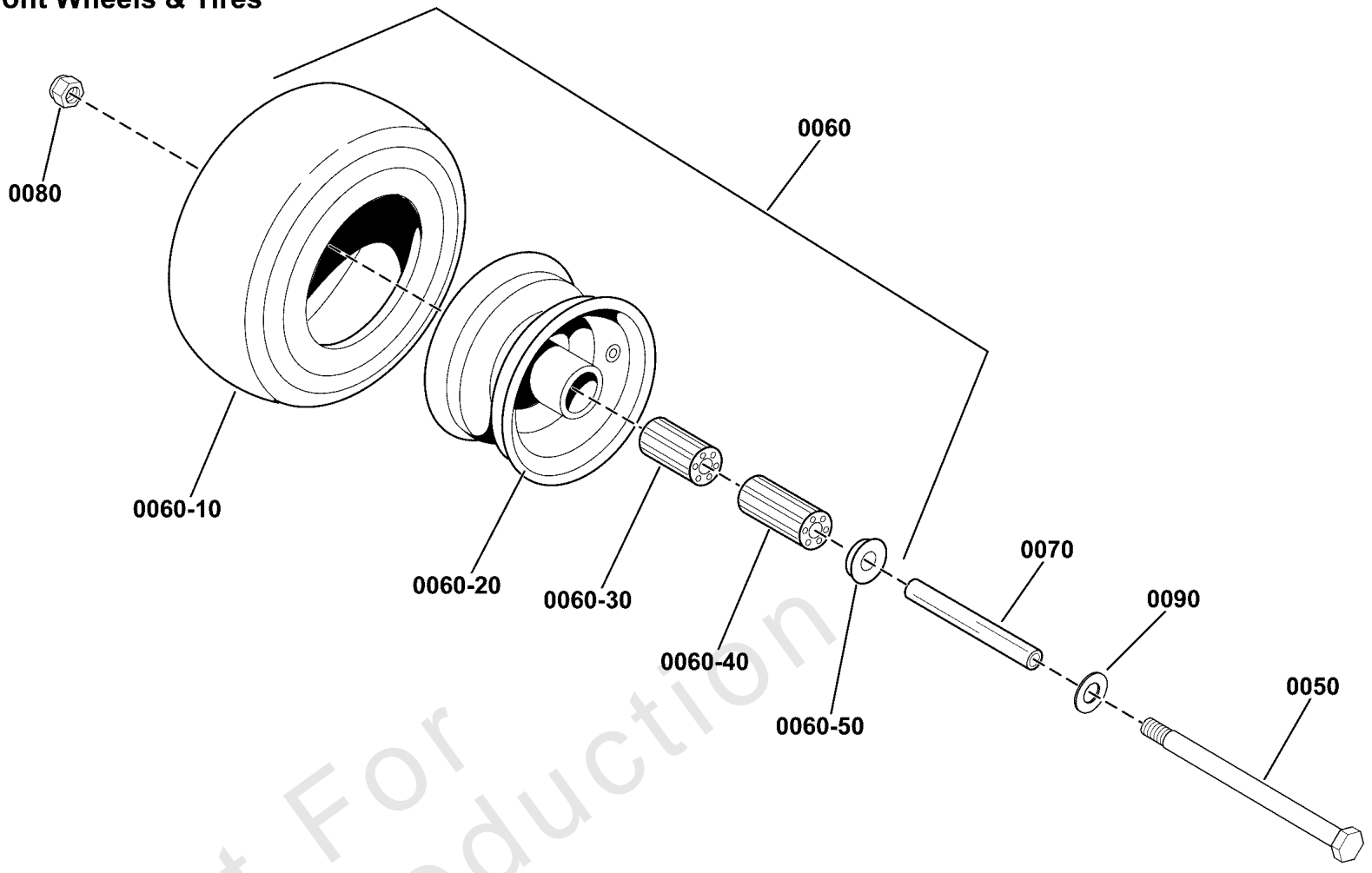
Not For Reproduction

Wheel and Tire Group

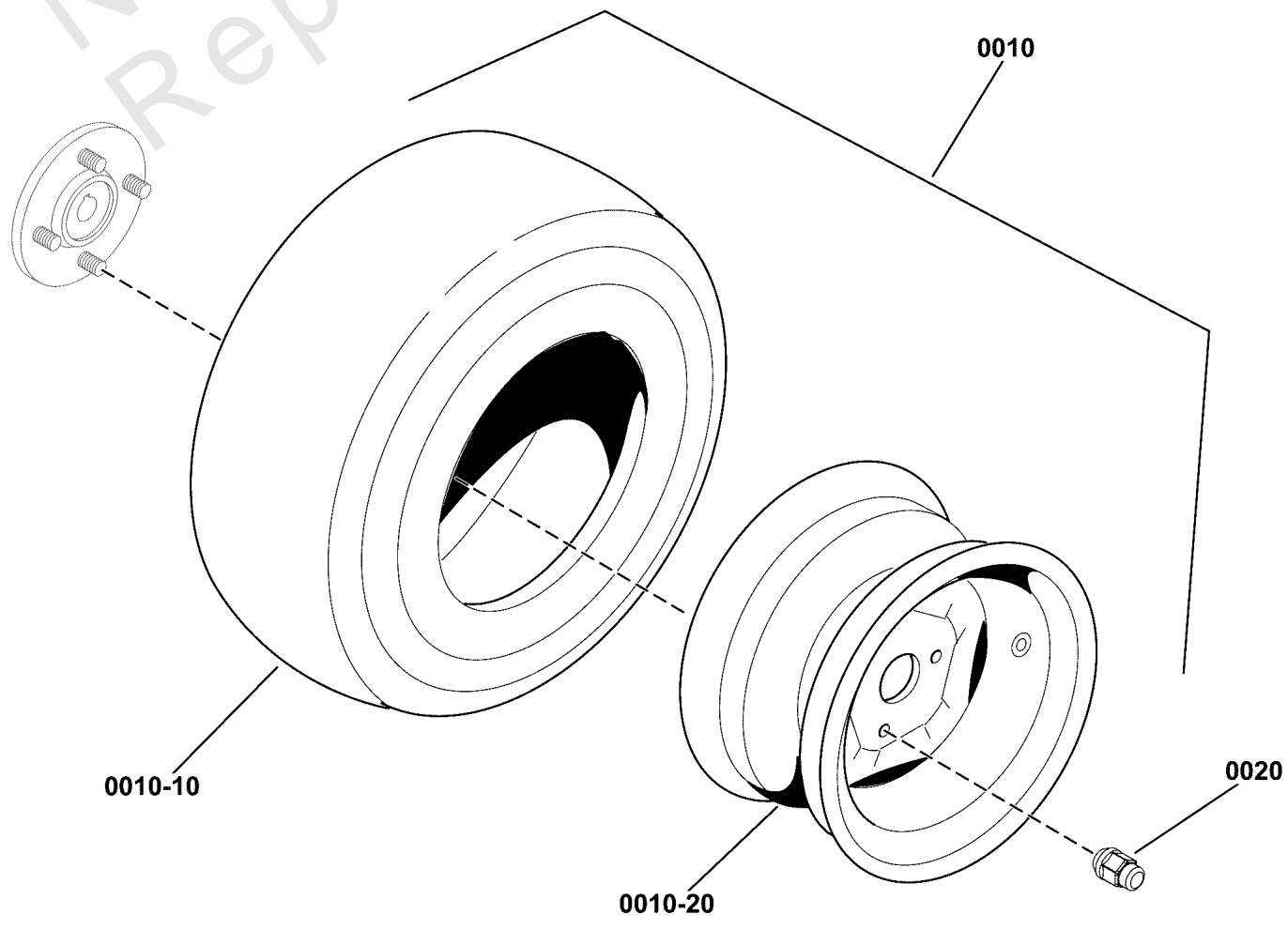
Note: Unless noted otherwise, use the standard torque specifications

Mfg. No: 5901908

Front Wheels & Tires



Rear Wheels & Tires



Wheel and Tire Group

| REF NO | PART NO | QTY | DESCRIPTION |
|---------|------------|-----|---|
| 0010 | 84007890 | 2 | TIRE ASSEMBLY (22 X 11 - 10) |
| 0010-10 | 5023369X2 | 2 | TIRE, 22 X 11.00 - 10, 4 PLY -(One per tire) |
| 0010-20 | ----- | 2 | WHEEL RIM -(One per tire) |
| 0020 | ----- | 10 | LUG NUT, Black -(Originally Black Lug nut - Replacement 5020601SM is silver in color). |
| 0020 | 5020601SM | 10 | NUT, 1/2-20, FOR WHEEL BOLT SILVER -(Replacement 5020601SM is silver in color). |
| 0050 | 5025017X72 | 2 | BOLT, 1/2-13 X 9" GD5 YZ |
| 0060 | 5109055 | 2 | TIRE ASM, 13 X 6.5-6, RB, BLK, KENDA |
| 0060-10 | 5022577 | 2 | TIRE, RUBBER ONLY -(One per tire) |
| 0060-20 | ----- | 2 | WHEEL RIM |
| 0060-30 | 84008029 | 2 | BEARING -(One per tire) |
| 0060-40 | 5021182 | 2 | BEARING, ROLLER 3/4" ID X 3.25" (ONE PER TIRE)(SV) -(One per tire) |
| 0060-50 | 5021043 | 4 | RETAINER, BEARING (TWO PER TIRE)(SV) |
| 0070 | 5106587 | 2 | CASTER AXLE SHAFT, .51"ID X .75"OD X7.16 |
| 0080 | 5025396 | 2 | NUT, Hex Flange, Nylock, 1/2-13 |
| 0090 | 5025158 | 2 | WASHER, 1/2 SAE |

Hardware Identification & Torque Specifications

| Torque Specification Chart | | | | | | | | |
|--|-----------|------|-----------|------|------------|------|------------|------|
| FOR STANDARD METRIC MACHINE HARDWARE (Tolerance ± 20%) | | | | | | | | |
| Property Class | 5.6 | | 8.8 | | 10.9 | | 12.9 | |
| | Class 5.6 | | Class 8.8 | | Class 10.9 | | Class 12.9 | |
| Size Of Hardware | in/lbs | Nm. | in/lbs | Nm. | in/lbs | Nm. | in/lbs | Nm. |
| | ft/lbs | | ft/lbs | | ft/lbs | | ft/lbs | |
| M3 | 5.88 | .56 | 13.44 | 1.28 | 19.2 | 1.80 | 22.92 | 2.15 |
| M4 | 13.44 | 1.28 | 30.72 | 2.90 | 43.44 | 4.10 | 52.56 | 4.95 |
| M5 | 26.4 | 2.50 | 60.96 | 5.75 | 5.97 | 8.10 | 7.15 | 9.7 |
| M6 | 44.64 | 4.3 | 7.3 | 9.9 | 10.3 | 14 | 12.1 | 16.5 |
| M7 | 5.2 | 7.1 | 12.1 | 16.5 | 16.9 | 23 | 19.9 | 27 |
| M8 | 7.7 | 10.5 | 17.7 | 24 | 25 | 34 | 29 | 40 |
| M10 | 15 | 21 | 35 | 48 | 50 | 67 | 59 | 81 |
| M12 | 26 | 36 | 61 | 83 | 86.2 | 117 | 103 | 140 |
| M14 | 42 | 58 | 101 | 132 | 136 | 185 | 162 | 220 |
| M16 | 64 | 88 | 147 | 200 | 210 | 285 | 250 | 340 |
| M18 | 89 | 121 | 202 | 275 | 287 | 390 | 346 | 470 |
| M20 | 126 | 171 | 290 | 390 | 405 | 550 | 486 | 660 |
| M22 | 169 | 230 | 390 | 530 | 559 | 745 | 656 | 890 |
| M24 | 217 | 295 | 497 | 375 | 708 | 960 | 840 | 1140 |
| M27 | 320 | 435 | 733 | 995 | 1032 | 1400 | 1239 | 1680 |
| M30 | 435 | 590 | 995 | 1350 | 1401 | 1900 | 1681 | 2280 |
| M33 | 590 | 800 | 1349 | 1830 | 1902 | 2580 | 2278 | 3090 |
| M36 | 759 | 1030 | 1740 | 2360 | 2441 | 3310 | 2935 | 3980 |
| M39 | 988 | 1340 | 2249 | 3050 | 3163 | 4290 | 3798 | 5150 |

| Torque Specification Chart | | | | | | |
|---|-------------|-------|-------------|-------|-------------|---------|
| FOR STANDARD MACHINE HARDWARE (Tolerance ± 20%) | | | | | | |
| Hardware Grade | No Marks | | SAE Grade 5 | | SAE Grade 8 | |
| | SAE Grade 2 | | SAE Grade 5 | | SAE Grade 8 | |
| Size Of Hardware | in/lbs | Nm. | in/lbs | Nm. | in/lbs | Nm. |
| | ft/lbs | | ft/lbs | | ft/lbs | |
| 8-32 | 19 | 2.1 | 30 | 3.4 | 41 | 4.6 |
| 8-36 | 20 | 2.3 | 31 | 3.5 | 43 | 4.9 |
| 10-24 | 27 | 3.1 | 43 | 4.9 | 60 | 6.8 |
| 10-32 | 31 | 3.5 | 49 | 5.5 | 68 | 7.7 |
| 1/4-20 | 66 | 7.6 | 8 | 10.9 | 12 | 16.3 |
| 1/4-28 | 76 | 8.6 | 10 | 13.6 | 14 | 19.0 |
| 5/16-18 | 11 | 15.0 | 17 | 23.1 | 25 | 34.0 |
| 5/16-24 | 12 | 16.3 | 19 | 25.8 | 29 | 34.0 |
| 3/8-16 | 20 | 27.2 | 30 | 40.8 | 45 | 61.2 |
| 3/8-24 | 23 | 31.3 | 35 | 47.6 | 50 | 68.0 |
| 7/16-14 | 30 | 40.8 | 50 | 68.0 | 70 | 95.2 |
| 7/16-20 | 35 | 47.6 | 55 | 74.8 | 80 | 108.8 |
| 1/2-13 | 50 | 68.0 | 75 | 102.0 | 110 | 149.6 |
| 1/2-20 | 55 | 74.8 | 90 | 122.4 | 120 | 163.2 |
| 9/16-12 | 65 | 88.4 | 110 | 149.6 | 150 | 204.0 |
| 9/16-18 | 75 | 102.0 | 120 | 163.2 | 170 | 231.2 |
| 5/8-11 | 90 | 122.4 | 150 | 204.0 | 220 | 299.2 |
| 5/8-18 | 100 | 136 | 180 | 244.8 | 240 | 326.4 |
| 3/4-10 | 160 | 217.6 | 260 | 353.6 | 386 | 525.0 |
| 3/4-16 | 180 | 244.8 | 300 | 408.0 | 420 | 571.2 |
| 7/8-9 | 140 | 190.4 | 400 | 544.0 | 600 | 816.0 |
| 7/8-14 | 155 | 210.8 | 440 | 598.4 | 660 | 897.6 |
| 1-8 | 220 | 299.2 | 580 | 788.8 | 900 | 1,244.0 |
| 1-12 | 240 | 326.4 | 640 | 870.4 | 1,000 | 1,360.0 |

The guides and ruler furnished below are designed to help you select the appropriate hardware.



Nut, M8

Thread Diameter (mm)

Inside Diameter (in) Threads per inch

Nut, 1/2-16



Screw, M8- 1.25 x 25

Thread Diameter (mm) Distance between threads (mm) Body Length (mm)

Body Diameter Threads per inch Body Length (in)

Screw, 1/2- 16 x 2



Standard Hardware Sizing

When a washer or nut is identified as 1/2" (M8), this is the *Nominal size*, meaning the *inside diameter* is 1/2 inch (8mm metric thread diameter); if a second number is present it represents the *threads per inch* (distance between threads).

When bolt or capscrew is identified as 1/2 - 16 x 2" (M8 - 1.25 x 50), this means the *Nominal size*, or body diameter is 1/2 inch (8mm metric thread diameter), the second number, 16, represents the *threads per inch*, (*distance between threads*). The final number is the body length of the bolt or screw, 2 inches (50mm).

NOTES

- These torque values are to be used for all hardware excluding: locknuts, self-tapping screws, thread forming screws, sheet metal screws and socket head setscrews.
- Recommended seating torque values for locknuts:
 - for prevailing torque locknuts - use 65% of grade 5 torques.
 - for flange whizlock nuts and screws - use 135% of grade 5 torques.
- Unless otherwise noted on assembly drawings, all torque values must meet this specification.

Common Hardware Types

Hex Head Capscrew



Washer



Carriage Bolt



Hex Nut

Wrench & Fastener Size Guide

| | | | | |
|----------------------------------|----------------------------------|----------------------------------|--|---------------------------------|
| | | | | |
| 1/4" Bolt or Nut Wrench—7/16" | 5/16" Bolt or Nut Wrench—1/2" | 3/8" Bolt or Nut Wrench—9/16" | 7/16" Bolt or Nut Wrench (Bolt)—5/8" Wrench (Nut)—11/16" | 1/2" Bolt or Nut Wrench—3/4" |
| M6 Bolt or Nut Wrench—10mm | M8 Bolt or Nut Wrench—13mm | M10 Bolt or Nut Wrench—17mm | M12 Bolt or Nut Wrench—19mm | M14 Bolt or Nut Wrench—22mm |

