



Parts Manual

Mfg. No: 5902106
Procut S Series (H2227B)

5900632 - 61" Side Discharge Mower Deck (R61).....

Not For
Reproduction

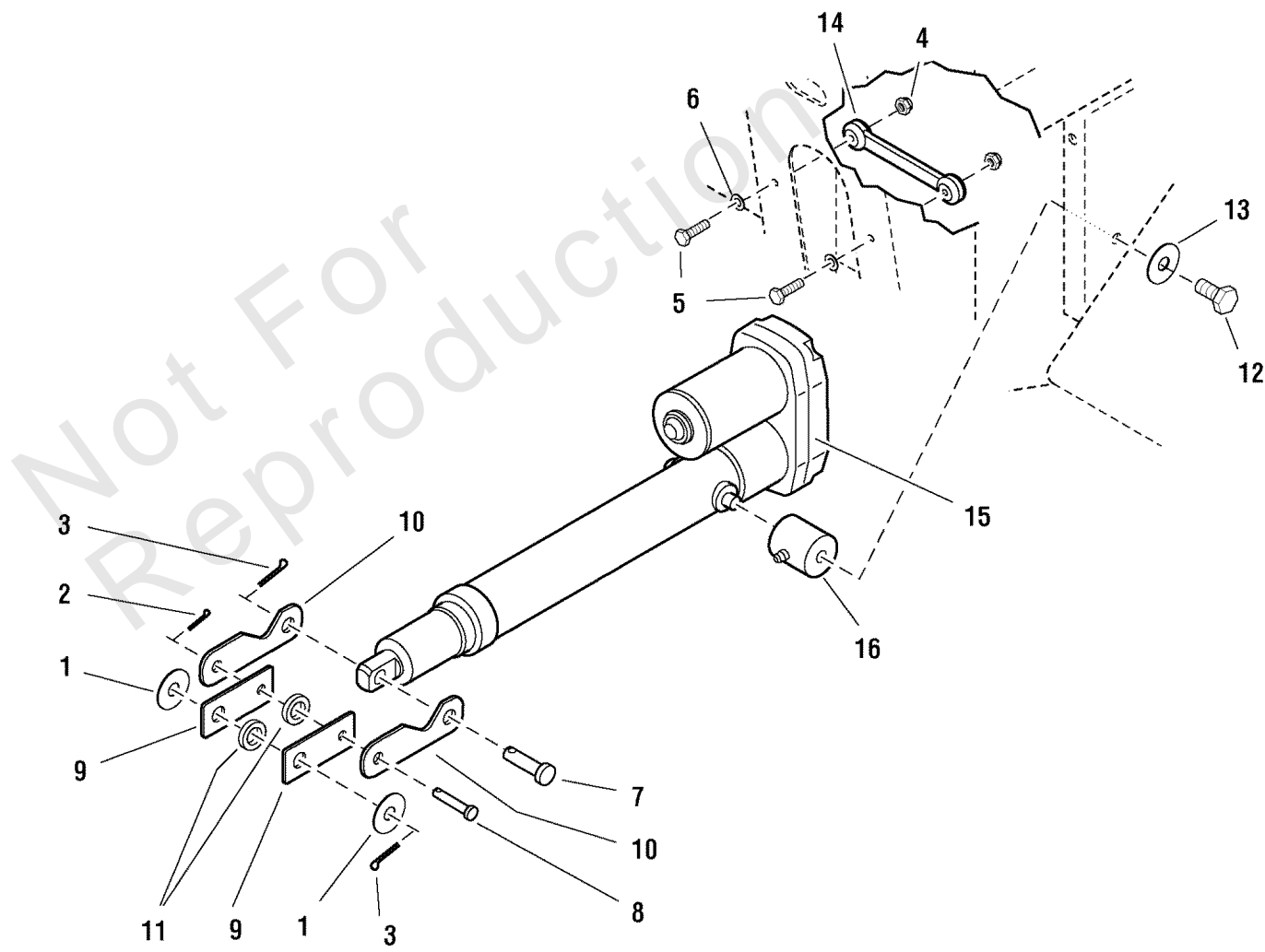
| Model Components | Page |
|---|-------------|
| Actuator Group. | 4 |
| Battery Compartment Group. | 6 |
| Decal Group - Brand, Safety and Operation. | 8 |
| Electrical Group. | 10 |
| Electrical Schematic - Charging Circuit (S/N: 2000702488 & Above). | 12 |
| Electrical Schematic - Cranking Circuit (S/N: 2000702488 & Above). | 14 |
| Electrical Schematic - Ignition Grounding Circuit/Operator Presence (S/N: 2000702488 & Above). | 16 |
| Electrical Schematic - PTO Clutch Circuit (S/N: 2000702488 & Above). | 18 |
| Engine & PTO Group - Briggs & Stratton. | 20 |
| Evap Canister Group - S/N : 2016816349 & Below. | 22 |
| EVAP Group - S/N : 2016816350 & Above. | 24 |
| Fuel Tank & Mount Group. | 26 |
| Hydraulic Components Service Group. | 28 |
| Hydraulic Group. | 30 |
| Instrument Panel Group. | 32 |
| Motion Control Group - Engine Deck. | 34 |
| Motion Control Group - Trailer. | 36 |
| Operator Presence Group. | 38 |
| Parking Brake Group. | 40 |
| Pump Drive Group. | 44 |
| Seat & Mount Group. | 48 |
| Seat Replacement Parts. | 50 |
| Steering & Suspension Group. | 52 |
| Wheel & Tire Group. | 54 |
| Torque Specification Chart. | 56 |

Actuator Group

Note: Unless noted otherwise, use the standard torque specifications

Mfg. No: 5902106

5300544



Actuator Group

| REF NO | PART NO | QTY | DESCRIPTION |
|--------|------------|-----|------------------------------------|
| 1 | 5025281 | 2 | WASHER, 5/8" SAE |
| 2 | 80002736 | 1 | PIN, 3/32 X 0.750, COT, ZINC/CLEAR |
| 3 | 5025203X10 | 2 | PIN, COTTER, 1/8 X 1-1/4 |
| 4 | 5025391 | 2 | NUT, 1/4-20 HEX NYLOCK FLANGE |
| 5 | 5025010X10 | 2 | BOLT, 1/4-20 X 1-1/4", GD5 |
| 6 | 5025154 | 2 | WASHER, 1/4 SAE |
| 7 | 5025232X10 | 1 | PIN, CLEVIS, 1/2" X 1-1/4 |
| 8 | 5025214X9 | 1 | PIN, CLEVIS, 3/8" X 1-1/8 |
| 9 | 5044618 | 2 | LINK, ACTUATOR |
| 10 | 5043677 | 2 | LINK, ACTUATOR LOWER |
| 11 | 5041477 | 2 | SPACER, .63 X 1.06 X .23 |
| 12 | 5025013X8 | 2 | BOLT, 3/8-16 X 1" GD5 CZ |
| 13 | 5025171 | 2 | WASHER, 3/8" SPLIT LOCK |
| 14 | 5020959 | 1 | 6" RUBBER STRAP |
| 15 | 5100713 | 1 | ELECTRIC ACTUATOR ASM. |
| 16 | 5044082 | 2 | MOUNT, ACTUATOR ASSEMBLY |

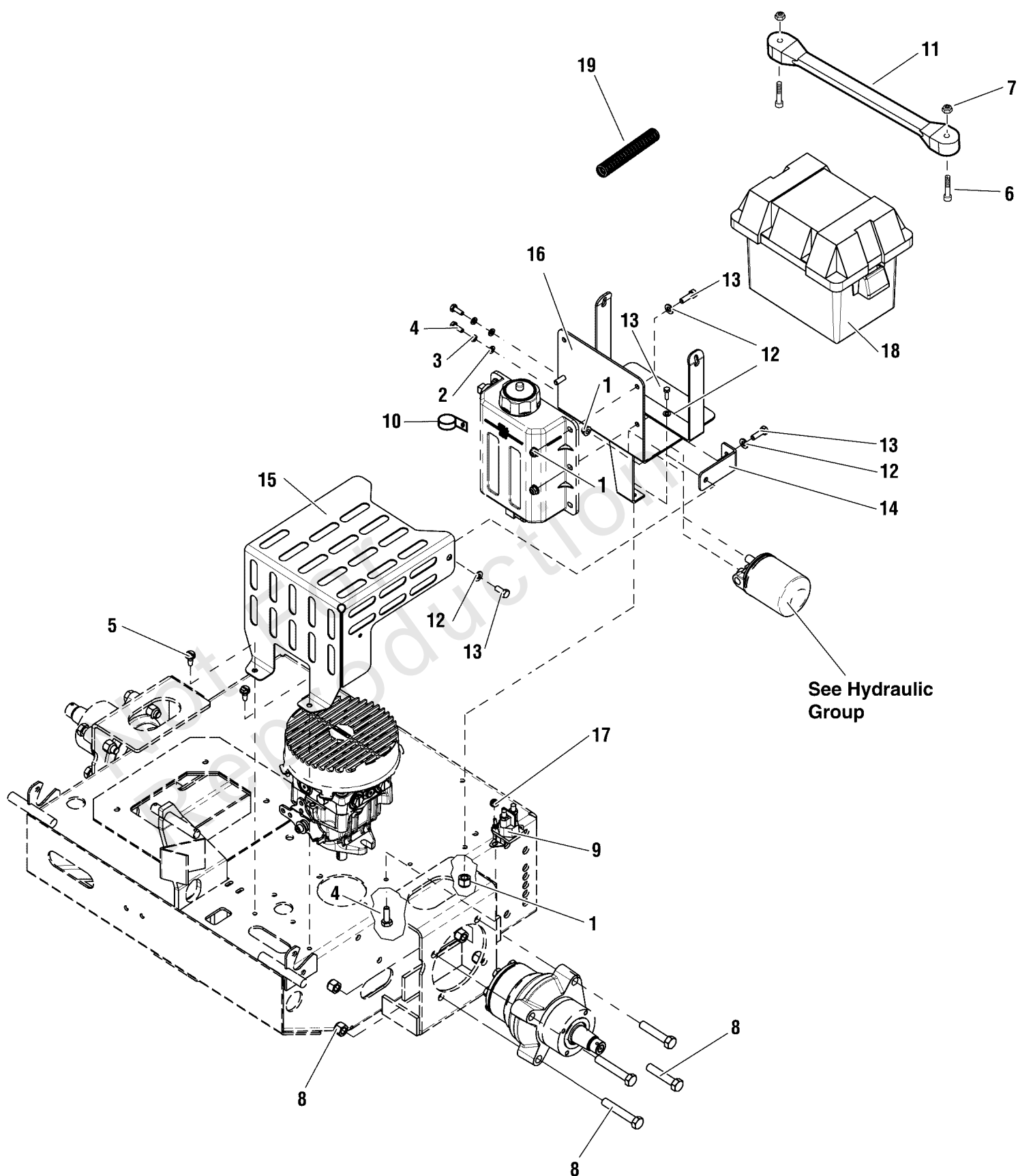
Not For Reproduction

Battery Compartment Group

Note: Unless noted otherwise, use the standard torque specifications

Mfg. No: 5902106

5300820



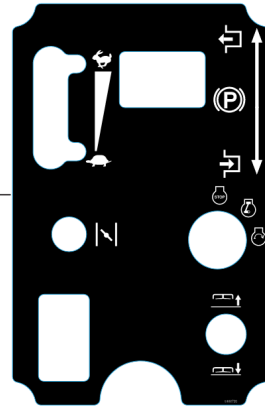
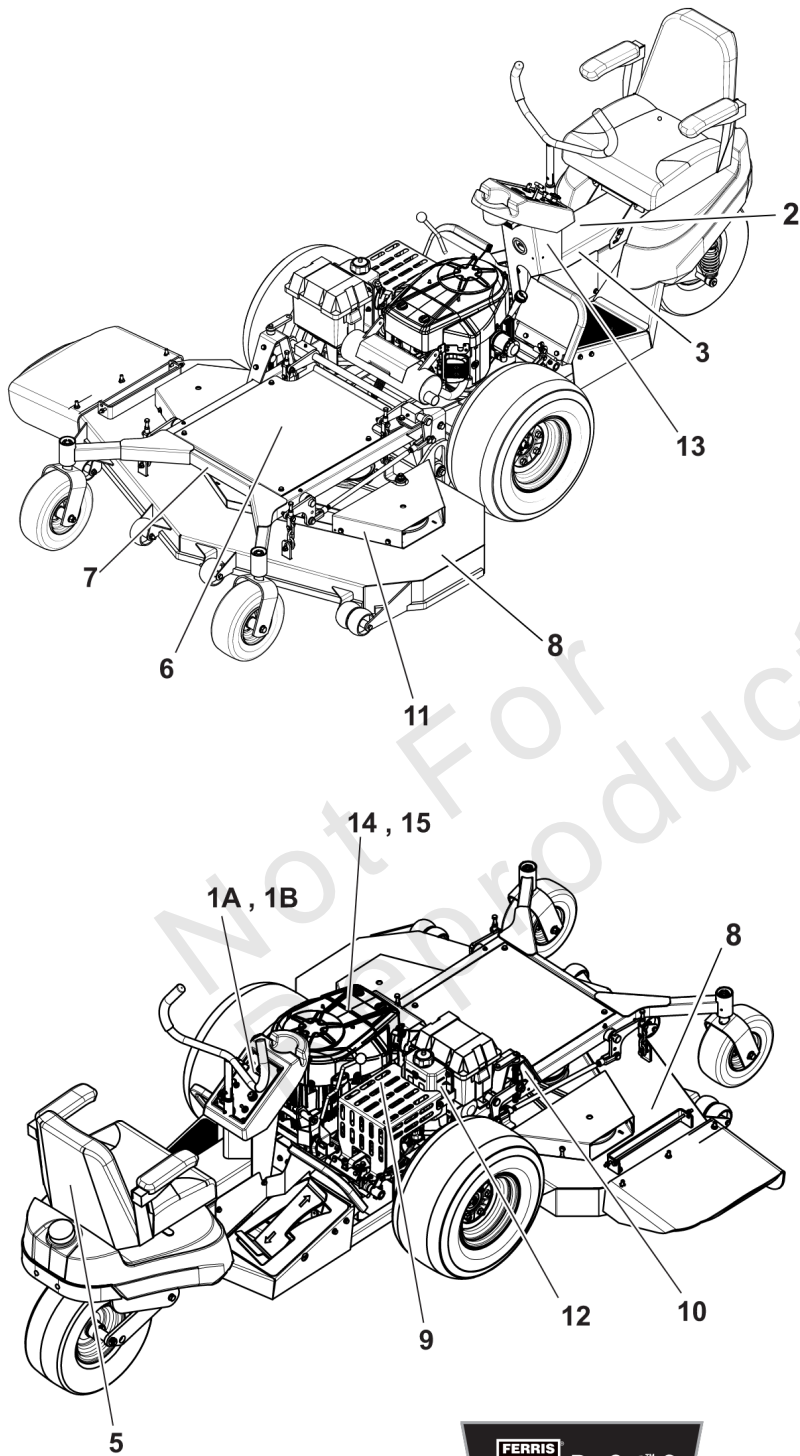
Battery Compartment Group

| REF NO | PART NO | QTY | DESCRIPTION |
|--------|------------|-----|---|
| 1 | 5025392 | 7 | NUT, 5/16-18 HEX NYLOCK FLANGE |
| 2 | 5025154 | 2 | WASHER, 1/4 SAE |
| 3 | 5025169 | 2 | WASHER, 1/4 LOCK |
| 4 | 5025010X6 | 4 | BOLT, 1/4-20 X 3/4" GD5 YZ |
| 5 | 5025059X6 | 2 | BOLT, 5/16-18 X 3/4", SELF-TAPPING |
| 6 | 5025270 | 2 | SCREW, #10-24 X 1 RS, CZ |
| 7 | 5025271 | 2 | NUT, #10-24 HEX NYLON LOCK |
| 8 | ----- | - | Refer to Hydraulic Components Service Group |
| 9 | 1724815 | 1 | SOLENOID-4 POLE 12 VOLT DC (TROMBETTA) |
| 10 | 5023173 | 1 | CLAMP, HOSE, 1.000 DIA |
| 11 | 5021670 | 1 | STRAP, RUBBER |
| 12 | 5025155 | 4 | WASHER, 5/16" SAE |
| 13 | 5025011X8 | 7 | BOLT, 5/16-18 X 1" GD5 YZ |
| 14 | 5402505B | 1 | BRACKET, MUFFLER - RED |
| 15 | 5402398B | 1 | PLATE, PUMP COVER - RED |
| 16 | 5401852B | 1 | WELD, BATTERY BOX & RES. MOUNT - RED |
| 17 | 5025391 | 2 | NUT, 1/4-20 HEX NYLOCK FLANGE |
| 18 | 5100688 | 1 | BATTERY BOX, W/ DRAIN HOLE |
| 19 | 5050833X10 | 1 | WIRE LOOM, 1/2 ID X 10 IN -(Installed on positive battery cable that runs from battery to starter) |

Decal Group - Brand, Safety and Operation

Note: Unless noted otherwise, use the standard torque specifications

Mfg. No: 5902106



WARNING

Avoid serious injury or death

- Read operator's manual before using this product.
- Do NOT operate this machine unless you are trained.
- Know the location and function of all controls.
- Keep safety devices (guards, shields, switches, etc.) in place and working. Wear eye and ear protection.
- Remove objects that could be thrown by the blade.
- Be sure blades and engine are stopped before placing hands or feet near blades.
- When leaving machine, shut off, remove key and set parking brake.

DANGER

Amputation hazard

Rotating blades cut off arms and legs.

- Stop the mower when children or others are near. Keep bystanders away.
- Do not carry riders (especially children) even with the blades off. They may fall off or return for another ride when you are not expecting it.
- Look down and behind before and while backing.

Loss of control and roll-over hazard.

Operating on slopes can be hazardous and cause loss of control and roll-overs.

- Avoid sudden turns or rapid speed changes.
- Reduce speed and use extreme caution on slopes.
- Go up and down slopes, NOT across.
- Do not operate on slopes over 10 degrees.
- If machine stops while going uphill, stop the blades and back down slowly.

Water, retaining walls and drop-off hazards

Wheels dropping over edges may result in serious injury, death or drowning.

- Do NOT operate near water, retaining walls or drop-offs.
- Give yourself a minimum of two mower widths of clearance around these hazards.

5300547
5300821

WARNING

Fire Hazard

Gasoline is flammable. Debris is combustible.

- Allow engine to cool for at least 3 minutes before refueling.
- Keep unit cleaned of debris.

This equipment may create sparks that can start fires around dry vegetation. A spark arrester may be required. Contact local fire agencies for regulations relating to fire prevention requirements.

The operator's manual is available in Spanish. La manual del operador está disponible en Español.



DANGER

Amputation and thrown objects hazard

- Keep hands and feet away from deck.
- Do not operate mower unless discharge chute or entire grass catcher is in its proper place.

Ignition System (Gasoline Models)

This spark ignition system complies with Canadian standard ICES-002.

FERRIS ProCut S

POWERED BY
BRIGGS & STRATTON

EXTENDED LIFE SERIES™

725cc **26.0** gross HP at 3600 RPM

*Advanced Energy Management System with Variable Valve Timing

*Chrome Rings and Valves and a Super-Resistant Crankshaft Sealing

POWERED BY

BRIGGS & STRATTON

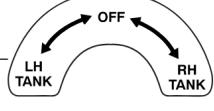
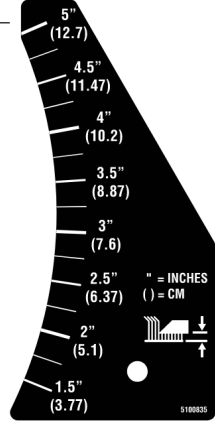
COMMERCIAL POWER

61"

HYDRAULIC OIL RESERVOIR

USE EITHER:
MOBIL 1™ 15W-50 OIL
- OR -
CASTROL SYNTEC™ 5W-50 OIL

DO NOT USE CONVENTIONAL OILS!



Decal Group - Brand, Safety and Operation

| REF NO | PART NO | QTY | DESCRIPTION |
|---------------|----------------|------------|--|
| 1A | 5103599 | 1 | DECAL, DASH, TWR -(S/N: 2012617339 & ABOVE) |
| 1B | 5100720 | 1 | DECAL, CONTROL PANEL - TWR -(S/N: 2012617338 & BELOW) |
| 2 | 84008380 | 1 | DECAL |
| 3 | 5103666 | 1 | DECAL, FIRE HAZARD, 6.75W X 1.75H |
| 4 | 5103619 | 1 | DECAL, MANUAL AVAIL IN SPANISH |
| 5 | 5022297 | 1 | DECAL, FERRIS LOGO, 9-3/8 -(S/N: 2014620642 & Below) |
| 6 | 5104767FS | 1 | DECAL, BRAND |
| 7 | 5104763FS | 1 | DECAL, MODEL -(P/N: 5100851 on older |
| 8 | 84007896 | 2 | DECAL, Danger, Cut Hand/Foot |
| 9 | 5101990 | 1 | DECAL, CZT HYDRO RELEASE |
| 10 | 5100835 | 1 | DECAL, CUT HEIGHT, TWR |
| 11 | 5022813 | 1 | DECAL, 61" |
| 12 | 5048454 | 1 | DECAL, OIL RESERVOIR |
| 13 | 5022402 | 1 | DECAL, FUEL VALVE |
| 14 | 279570 | 1 | DECAL, PROCUT S -(Briggs & Stratton Professional Series) |
| 15 | ----- | 1 | NO LONGER AVAILABLE - LABEL, BRIGGS & STRATTON LOGO |

Electrical Group

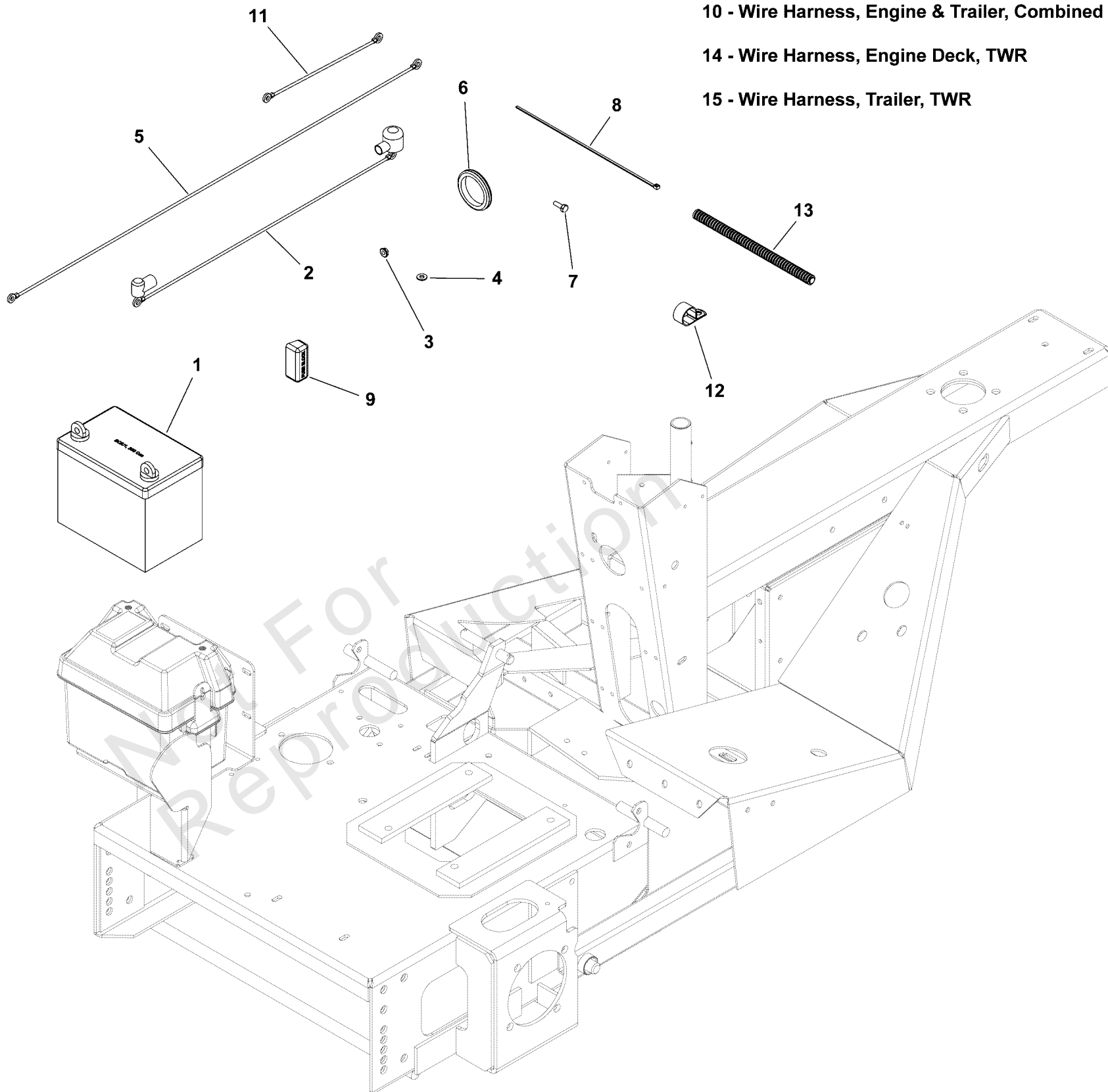
Note: Unless noted otherwise, use the standard torque specifications

Mfg. No: 5902106

10 - Wire Harness, Engine & Trailer, Combined

14 - Wire Harness, Engine Deck, TWR

15 - Wire Harness, Trailer, TWR



Electrical Group

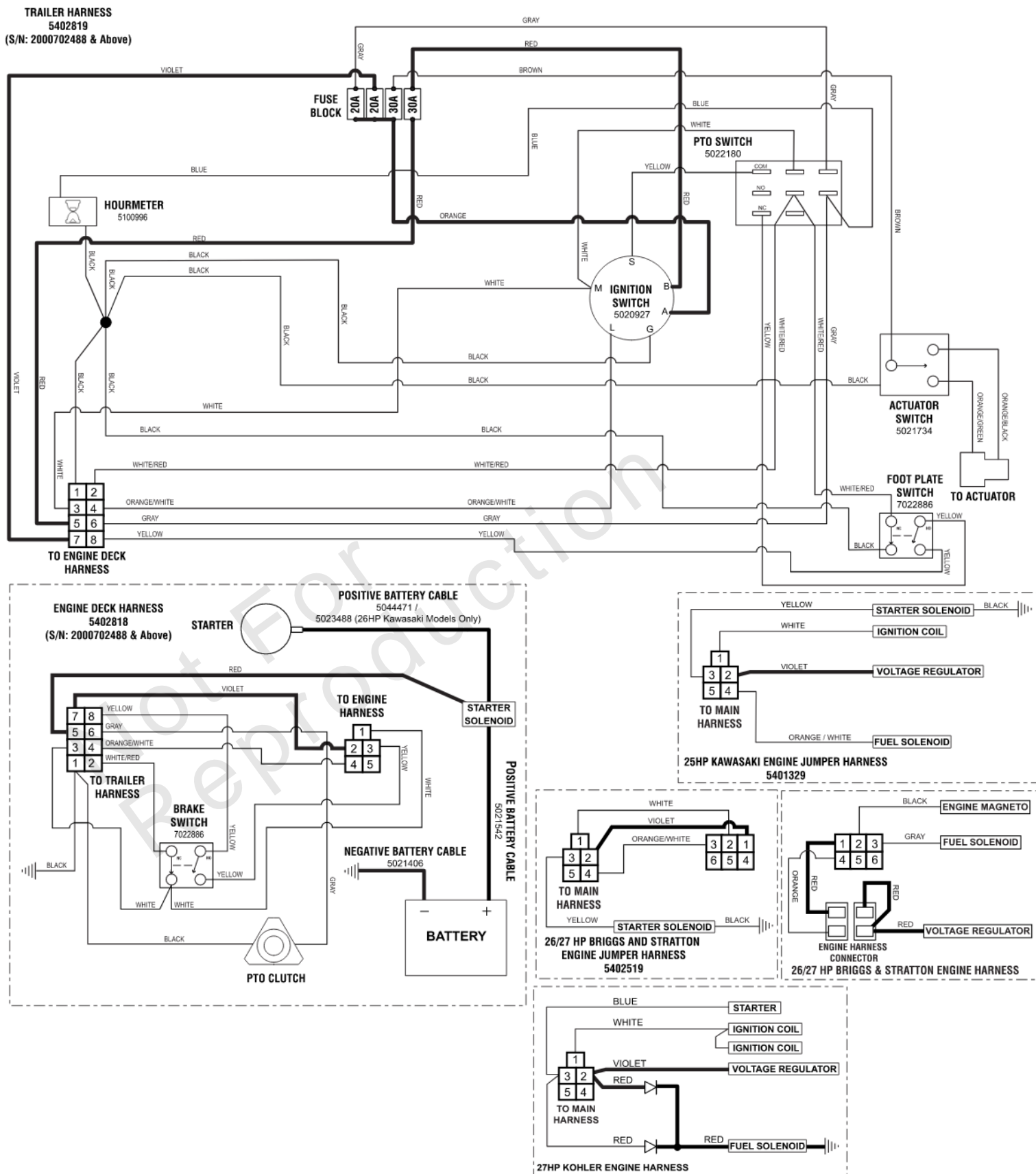
| REF NO | PART NO | QTY | DESCRIPTION |
|--------|------------|-----|--|
| 1 | ----- | 1 | BATTERY, 11U1L, 350 CCA |
| 2 | 5021405 | 1 | BATTERY CABLE, POS, 22, 1/4-5/16 |
| 3 | 5025126 | 3 | NUT, 1/4-20 HEX SERR. FLANGE |
| 4 | 5025154 | 2 | WASHER, 1/4 SAE |
| 5 | 5045894 | 1 | BATTERY CABLE, NEG, 35, 1/4-5/16 |
| 6 | 5100716 | 1 | GROMMET, 2" ID |
| 7 | 5025010X6 | 2 | BOLT, 1/4"-20 X 3/4" GD5 YZ |
| 8 | 5021029 | 7 | TIE, SELF-LOCKING, 12" |
| 9 | 5022805 | 1 | COVER, VINYL, FUSE BLOCK |
| 10 | 5401985 | 1 | WIRE HARNESS 3-WHEEL RIDER -(S/N: 2000702487 and Below) |
| 11 | 5044014 | 1 | BATTERY CABLE, NEGATIVE, 10 -(S/N: 2000702487 and Below) |
| 12 | 5023173 | 1 | CLAMP, VINYL INSULATED, 1.00 |
| 13 | 5050927X10 | 2 | WIRE LOOM, 3/8 ID X 10 IN |
| 14 | 5402818 | 1 | WIRE HARNESS ENGINE DECK TWR -(S/N: 2000702488 and Above) |
| 15 | 5402819 | 1 | WIRE HARNESS TRAILER TWR -(S/N: 2000702488 and Above) |

Electrical Schematic - Charging Circuit (S/N: 2000702488 & Above)

Note: Unless noted otherwise, use the standard torque specifications

Mfg. No: 5902106

5402819C



Electrical Schematic - Charging Circuit (S/N: 2000702488 & Above)

| REF NO | PART NO | QTY | DESCRIPTION |
|--------|---------|-----|-------------|
|--------|---------|-----|-------------|

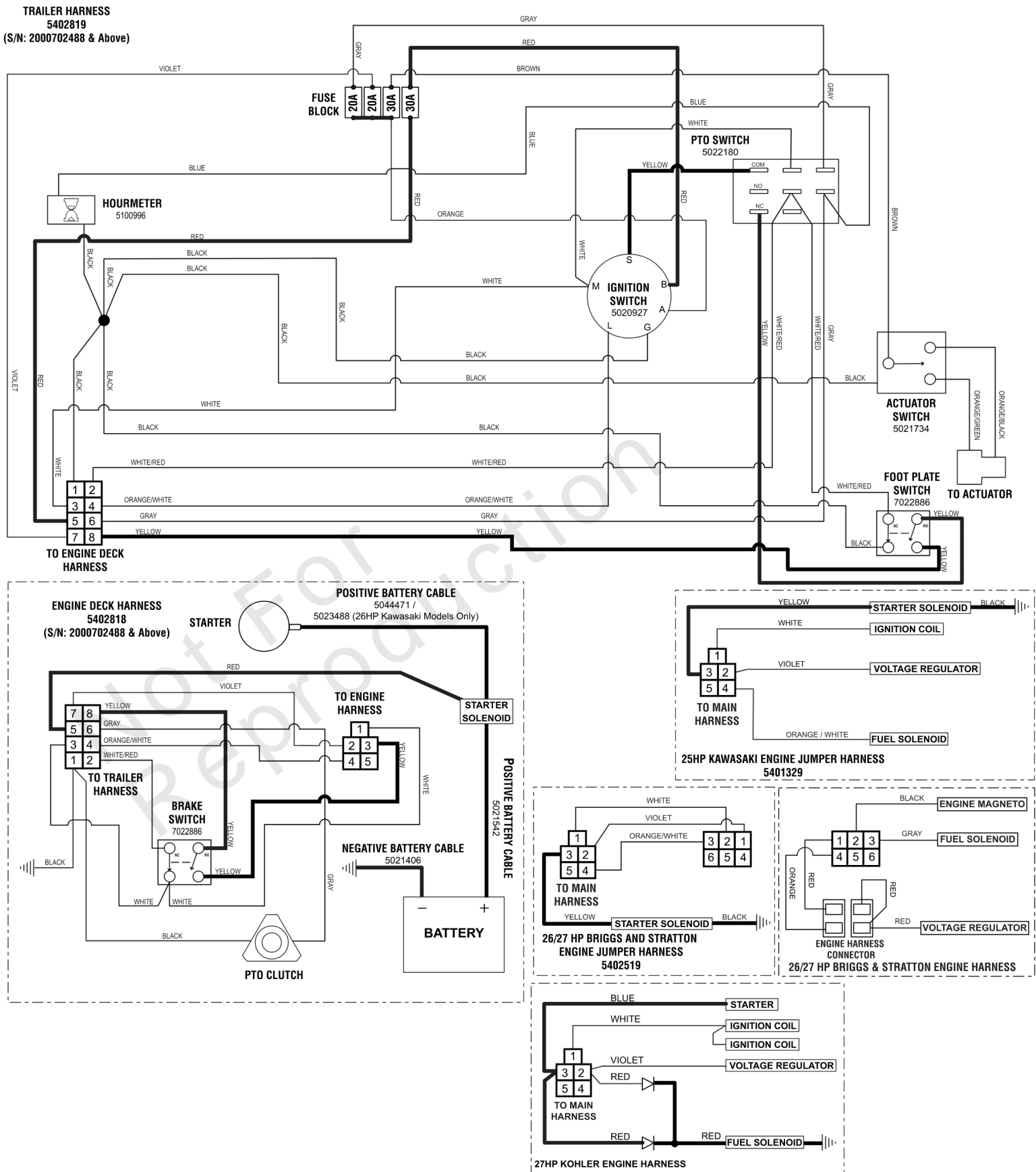
Not For Reproduction

Electrical Schematic - Cranking Circuit (S/N: 2000702488 & Above)

Note: Unless noted otherwise, use the standard torque specifications

Mfg. No: 5902106

5402819R



Electrical Schematic - Cranking Circuit (S/N: 2000702488 & Above)

| REF NO | PART NO | QTY | DESCRIPTION |
|--------|---------|-----|-------------|
|--------|---------|-----|-------------|

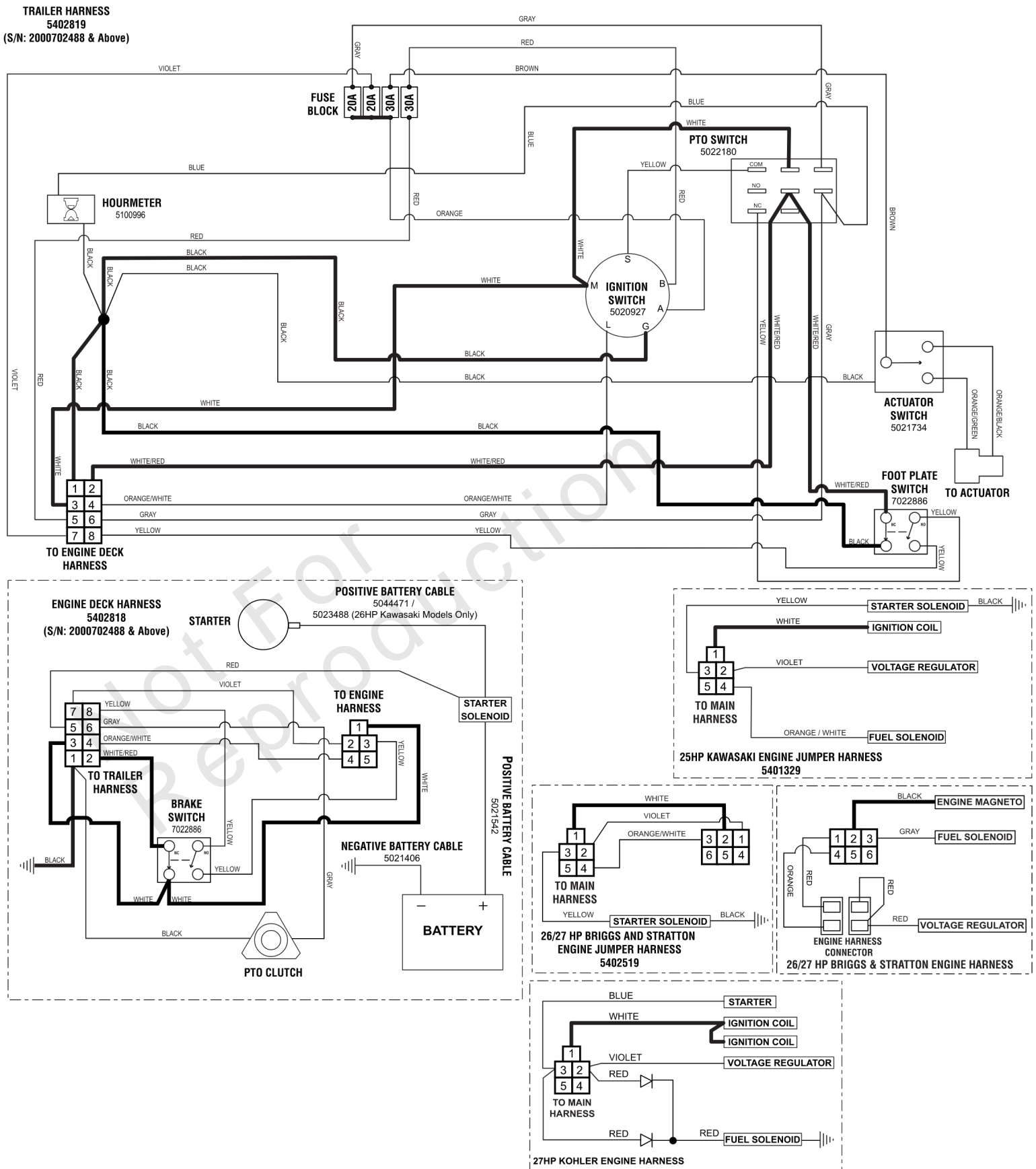
Not For Reproduction

Electrical Schematic - Ignition Grounding Circuit/Operator Presence (S/N: 2000702488 &

Note: Unless noted otherwise, use the standard torque specifications

Mfg. No: 5902106

54028191



Electrical Schematic - Ignition Grounding Circuit/Operator Presence (S/N: 2000702488 &

| REF NO | PART NO | QTY | DESCRIPTION |
|--------|---------|-----|-------------|
|--------|---------|-----|-------------|

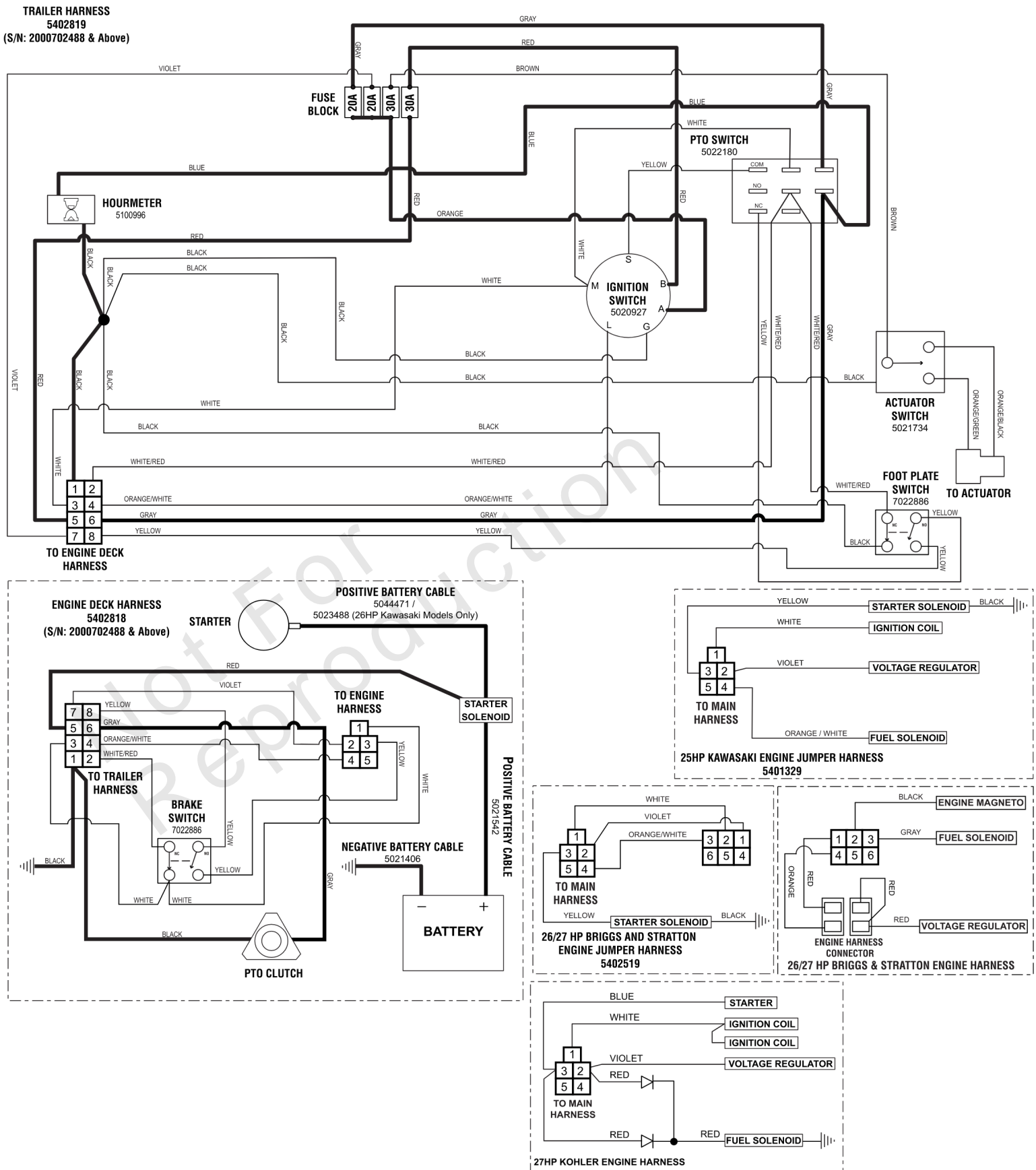
Not For Reproduction

Electrical Schematic - PTO Clutch Circuit (S/N: 2000702488 & Above)

Note: Unless noted otherwise, use the standard torque specifications

Mfg. No: 5902106

5402819P



Electrical Schematic - PTO Clutch Circuit (S/N: 2000702488 & Above)

| REF NO | PART NO | QTY | DESCRIPTION |
|--------|---------|-----|-------------|
|--------|---------|-----|-------------|

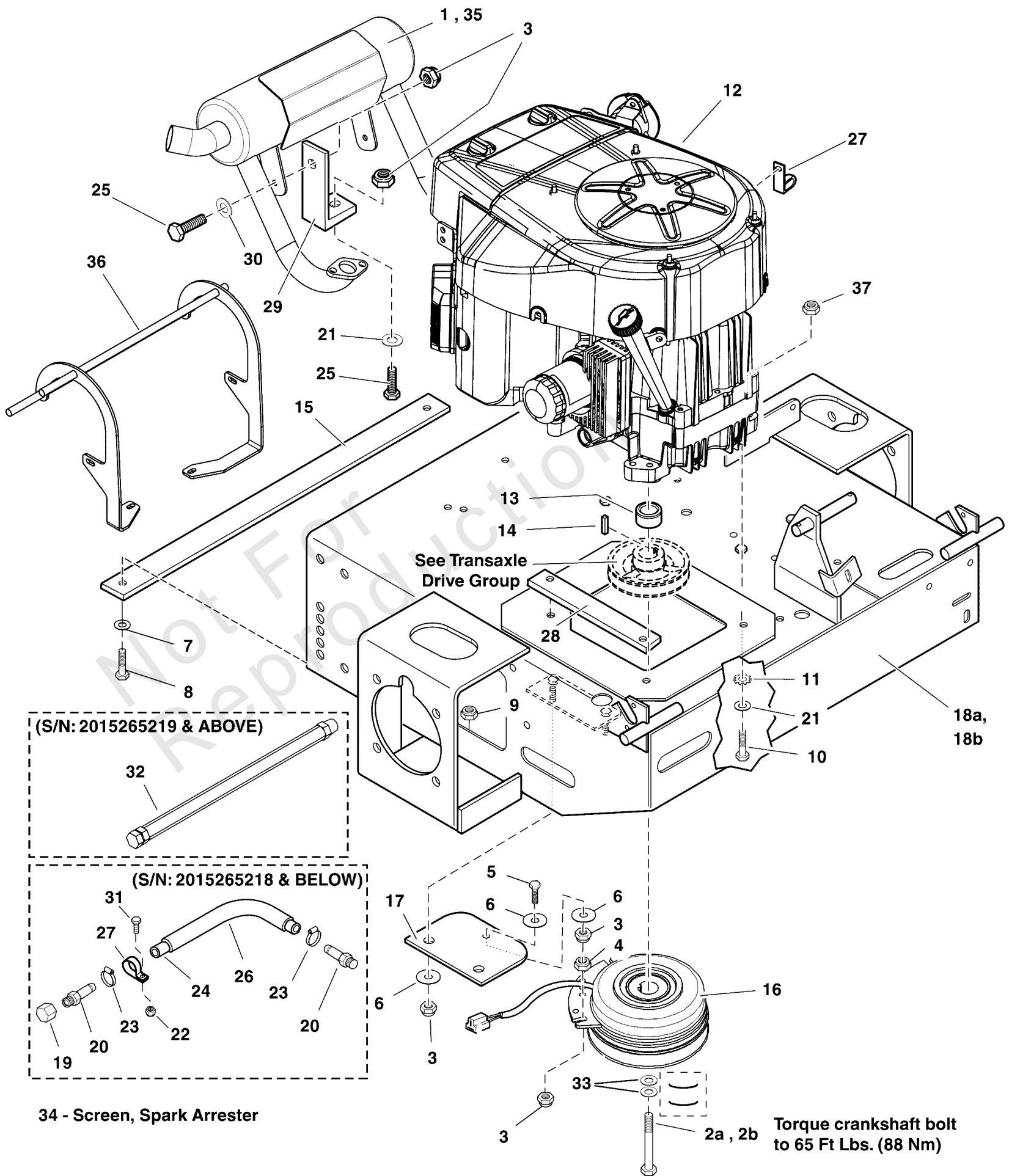
Not For Reproduction

Engine & PTO Group - Briggs & Stratton

Note: Unless noted otherwise, use the standard torque specifications

Mfg. No: 5902106

5300812



Engine & PTO Group - Briggs & Stratton

| REF NO | PART NO | QTY | DESCRIPTION |
|--------|--------------|-----|--|
| 1 | 5100928 | 1 | MUFFLER -(S/N: 2016803538 & BELOW) |
| 2a | 5102865 | 1 | BOLT, CRANKSHAFT, 7/16"X2-3/4 -(S/N: 2015745414 & ABOVE) |
| 2b | 5102864 | 1 | BOLT, CRANKSHAFT, 7/16"X2-1/2 -(S/N: 2015745413 & BELOW) |
| 3 | 5025392 | 8 | NUT, 5/16-18 HEX NYLOCK FLANGE |
| 4 | 5025139 | 1 | NUT, 5/16-18 HEX SERRATED FLANGE (LARGE) |
| 5 | 5025055X18 | 1 | BOLT, 5/16-18 X 2-1/4 TFL, GD5 YZ |
| 6 | 5044617 | 4 | WASHER, .34 X 1.25 X 10 GA |
| 7 | 5025440 | 2 | WASHER, 1/2" GD9 YZ |
| 8 | 5025018X10 | 2 | BOLT, 1/2-20 X 1-1/4" GD5 CZ |
| 9 | 5025098 | 2 | NUT, Hex, Nylon Lock, 1/2-20 |
| 10 | 5025025X14 | 4 | BOLT, 5/16-24 X 1-3/4, GD8 |
| 11 | 5025188 | 4 | WASHER, 5/16" INT. TOOTH LOCK |
| 12 | ----- | 1 | ENGINE, BRIGGS & STRATTON |
| 13 | 5100926 | 1 | SPACER, 1.13 X 1.75 X 1.347 |
| 14 | 5050407X10 | 1 | KEY, 1/4" SQ. X 1.25 |
| 15 | 5401865B | 1 | TIE BAR - RED |
| 16 | 5105090 | 1 | *CLUTCH, 5218-134, WARNER |
| 17 | 5043636 | 1 | CLUTCH ANCHOR PAD |
| 18a | 5403916B | 1 | WELD, ENGINE DECK-TWR - RED -(S/N: 2012696822 & ABOVE) |
| 18b | 5401574B | 1 | WELD, ENGINE DECK, TWR - RED -(S/N: 2012696821 & BELOW) |
| 19 | 5021466 | 1 | CAP, 3/8" NPT -(S/N: 2015265218 & BELOW) |
| 20 | 5021372 | 2 | FITTING, 3/8NPT-1/2" HOSE. STR -(S/N: 2015265218 & BELOW) |
| 21 | 5025155 | 4 | WASHER, 5/16" SAE |
| 22 | 5025126 | 1 | NUT, 1/4-20 HEX SERR. FLANGE |
| 23 | 5021392 | 2 | CLAMP, #6 HOSE, STAINLESS |
| 24 | 5050857X18P5 | 1 | HOSE, 1/2" PUSH-ON, 18.50" |
| 25 | 5025011X8 | 4 | BOLT, 5/16-18 X 1" |
| 26 | 5050862X16 | 1 | WIRE LOOM, 3/4" ID, 16.00 |
| 27 | 5021500 | 2 | CLAMP, VINYL INSULATED |
| 28 | 5045352B | 2 | SPACER, ENGINE BLOCK -(S/N: 2012696821 & BELOW) |
| 29 | 5407430B | 2 | BRACKET, MUFFLER - RED -(S/N: 2016803538 & BELOW) |
| 30 | 5025292 | 1 | WASHER, 5/16" GD.9 FLAT |
| 31 | 5025010X6 | 1 | BOLT, 1/4-20 X 3/4" GD5 YZ |
| 32 | 5102781 | 1 | HOSE, OIL DRAIN |
| 33 | 5025585 | 2 | BELLEVILLE WASHER 1.1875 X .442 X .089 -(S/N: 2015745414 & ABOVE) |
| 34 | 5101641 | 1 | SCREEN, SPARK ARRESTER -(SV) |
| 35 | 5104306 | 1 | MUFFLER, 26/28, B&S VANG, TWR/WLK -(S/N: 2016803539 & ABOVE) |
| 36 | 5412564A | 1 | WELD, MUFFLER GUARD, TWR-BLK -(S/N: 2016803539 & ABOVE) |
| 37 | 5025616 | 4 | NUT, 5/16-24, NYLOCK FLANGE, GD8, CZ |

Footnotes:

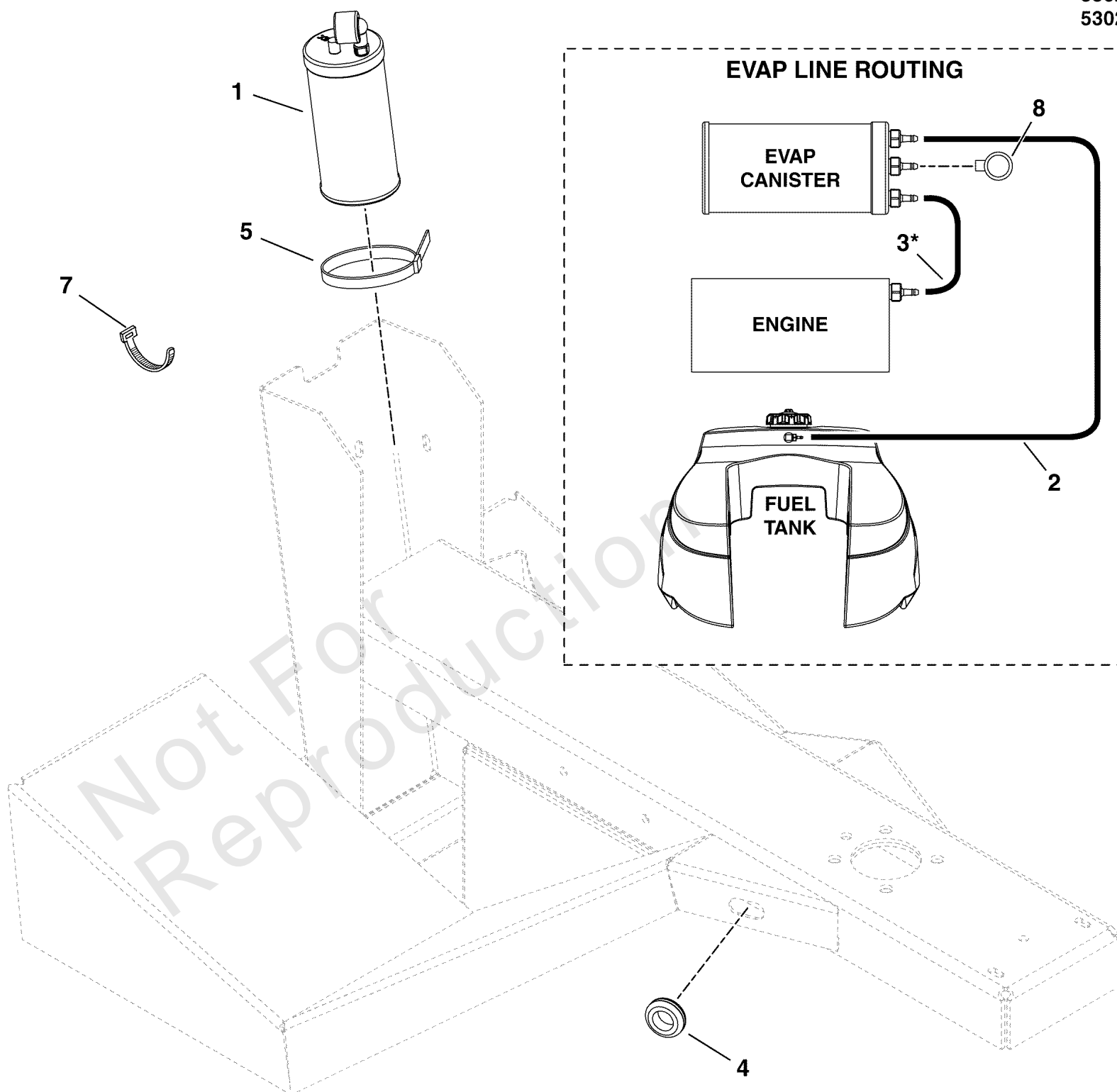
* For models S/N: 2015375705 & Below, when replacing the clutch, the jumper harness (#5403576) is required.

Evap Canister Group - S/N : 2016816349 & Below

Note: Unless noted otherwise, use the standard torque specifications

Mfg. No: 5902106

5302683
5302686



Evap Canister Group - S/N : 2016816349 & Below

| REF NO | PART NO | QTY | DESCRIPTION |
|--------|--------------|-----|--|
| 1 | 313036 | 1 | CNSTR, CARB, 6 GAL |
| 2 | 7700552X73P5 | 1 | HOSE, VAPOR, 5MM ID, 73.50 LG |
| 3a | 7700552X50P5 | 1 | HOSE, VAPOR, 5MM ID, 50.50 LG -(Kawasaki Models) |
| 3b | 7700552X45P5 | 1 | HOSE, VAPOR, 5MM ID, 45.50 LG -(Briggs & Stratton Models) |
| 4 | 5021379 | 1 | GROMMET, 7/8 |
| 5 | 5101492 | 1 | TIE, SELF-LOCKING, 24" |
| 6 | ----- | 1 | DECAL, EPA CERT, ZTRS -(Located on frame near Serial Tag) |
| 7 | 5021029 | 4 | CABLE TIE, 12 |
| 8 | 1752800 | 1 | DUST FILTER, CANISTER (SV) |

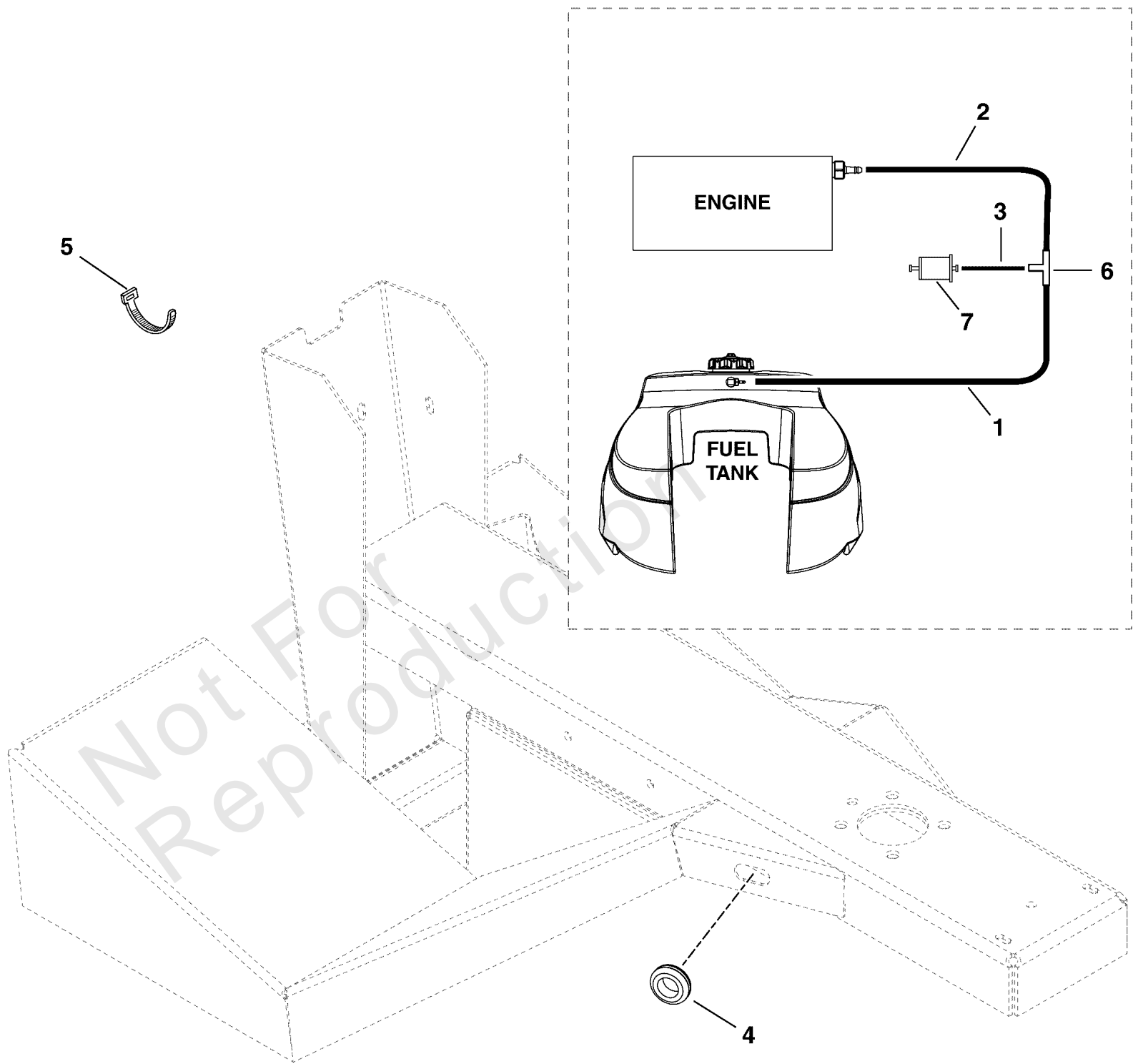
Not For Reproduction

EVAP Group - S/N : 2016816350 & Above

Note: Unless noted otherwise, use the standard torque specifications

Mfg. No: 5902106

5303795
5303796



EVAP Group - S/N : 2016816350 & Above

| REF NO | PART NO | QTY | DESCRIPTION |
|--------|-------------|-----|--|
| 1a | 7700552X91 | 1 | HOSE, VAPOR, 5MM ID, 91.00 LG -(Briggs & Stratton Models) |
| 1b | 7700552X74 | 1 | HOSE, VAPOR, 5MM ID, 74.00 LG -(Kawasaki Models) |
| 2a | 7700552X7P5 | 1 | HOSE, VAPOR, 5MM ID, 7.50 LG -(Briggs & Stratton Models) |
| 2b | 7700552X24 | 1 | HOSE, VAPOR, 5MM ID, 24.00 LG |
| 3a | 7700552X2 | 1 | HOSE, VAPOR, 5MM ID, 2.00 LG -(Briggs & Stratton Models) |
| 3b | 7700552X14 | 1 | HOSE, VAPOR, 5MM ID, 14.00 LG -(Kawasaki Models) |
| 4 | 5021379 | 1 | GROMMET, 7/8 |
| 5 | 5021030 | 4 | TIE, SELF-LOCKING, 6" -(QTY:2 on Kawasaki Models) |
| 6 | 5103062 | 1 | FITTING, 3/16" TEE, BARB TYPE, HDPE |
| 7 | 80025019 | 1 | FILTER, FUEL |

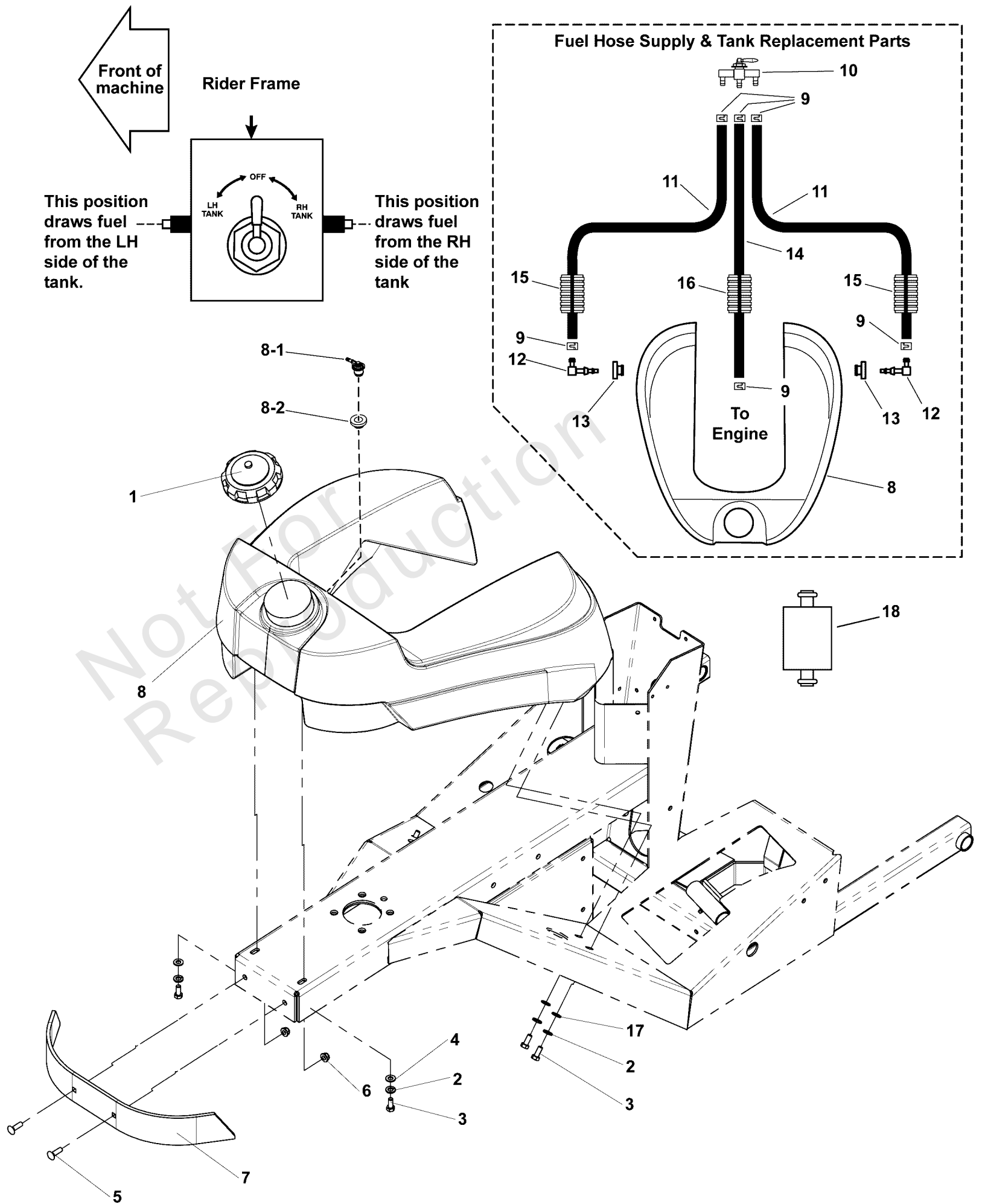
Not For Reproduction

Fuel Tank & Mount Group

Note: Unless noted otherwise, use the standard torque specifications

Mfg. No: 5902106

5300550



Fuel Tank & Mount Group

| REF NO | PART NO | QTY | DESCRIPTION |
|--------|------------|-----|--|
| 1 | 5101651 | 1 | CAP, GASOLINE, VENTED -(S/N: 2014754381 & Below) |
| 1 | 5103005 | 1 | CAP, FUEL TANK -(S/N: 2014754382 & Above) |
| 2 | 5025170 | 6 | WASHER, 5/16 LOCK CZ |
| 3 | 5025011X6 | 6 | BOLT, 5/16-18 X 3/4 GD5 |
| 4 | 5025155 | 2 | WASHER, 5/16" SAE |
| 5 | 5025145X8 | 2 | BOLT, 5/16-18 X 1", CARRIAGE |
| 6 | 5025392 | 2 | NUT, 5/16-18 HEX NYLOCK FLANGE |
| 7 | 5402393B | 1 | BAR, BUMPER, TWR - RED |
| 8 | 5100749 | 1 | TANK, FUEL - TWR -(S/N: 2014754381 & Below)(Includes items #8-1 and #8-2) |
| 8 | 5103179 | 1 | TANK, FUEL, TWR -(S/N: 2014754382 & Above)(Includes items #8-1 and #8-2) |
| 8-1 | 80019626 | 1 | ASSY., REMOTE VENT - NO VALVE |
| 8-2 | 209043 | 1 | GROMMET (SV) |
| 9 | 93807 | 6 | CLAMP, HOSE, EXTERNAL, 1/2 - RED |
| 10 | 5023358 | 1 | VALVE, FUEL, STR. OUTLET |
| 11 | 5050831X42 | 2 | HOSE, FUEL, 1/4 IN, LW PRMTN X 42 |
| 12 | 5023061 | 2 | ELBOW FITTING |
| 13 | 1726400 | 2 | BUSHING-FUEL TANK RED RUBBER |
| 14 | 5050831X21 | 1 | HOSE, 1/4" FUEL, 21.00" -(Kawasaki FH Series Models) |
| 14 | 5050831X28 | 1 | HOSE, 1/4" FUEL, 28.00" -(Briggs & Stratton & Kohler Models) |
| 14 | 5050831X13 | 1 | HOSE, 1/4" FUEL, 13.00" -(Kawasaki FS Series Models) |
| 15 | 5050833X39 | 2 | WIRE LOOM, 1/2" ID, 39" |
| 16 | 5050833X18 | 1 | WIRE LOOM, 1/2" ID, 18" -(Kawasaki FH Series Models) |
| 16 | 5050833X28 | 1 | WIRE LOOM, 1/2 ID, 28" -(Briggs & Stratton & Kohler Models) |
| 16 | 5050833X6 | 1 | WIRE HOSE, 1/2" ID, 6" -(Kawasaki FS Series Models) |
| 17 | 5025337 | 4 | WASHER, 5/16" USS |
| 18 | 5021178X3 | 1 | FUEL FILTER (SV) |

Hydraulic Components Service Group

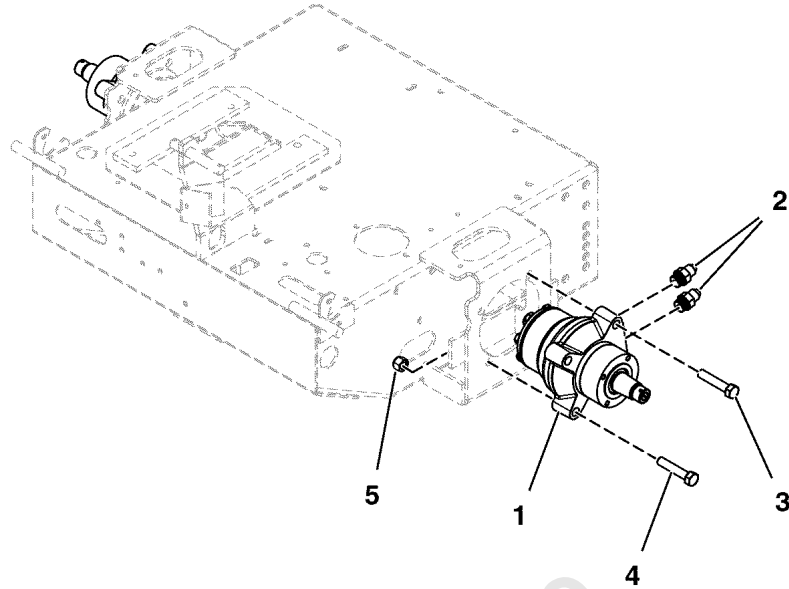
Note: Unless noted otherwise, use the standard torque specifications

Mfg. No: 5902106

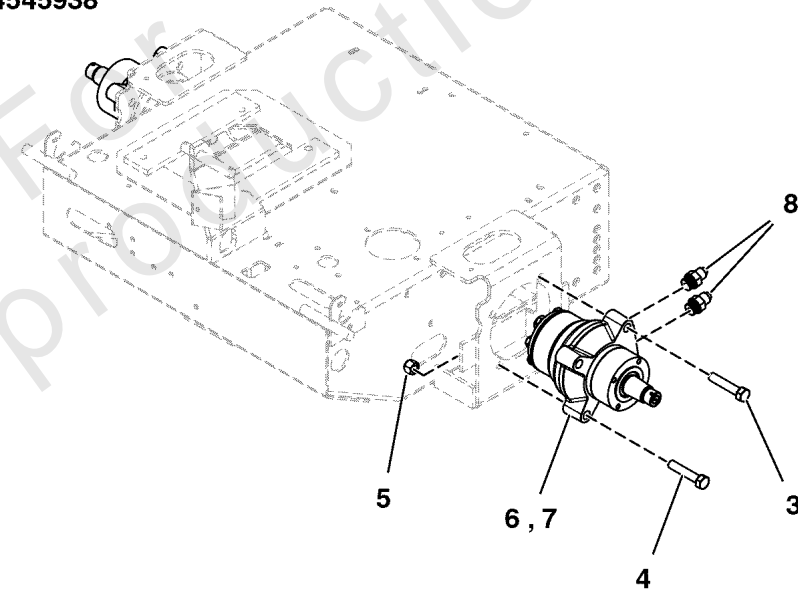
Hydraulic Components Service Group

5300542A

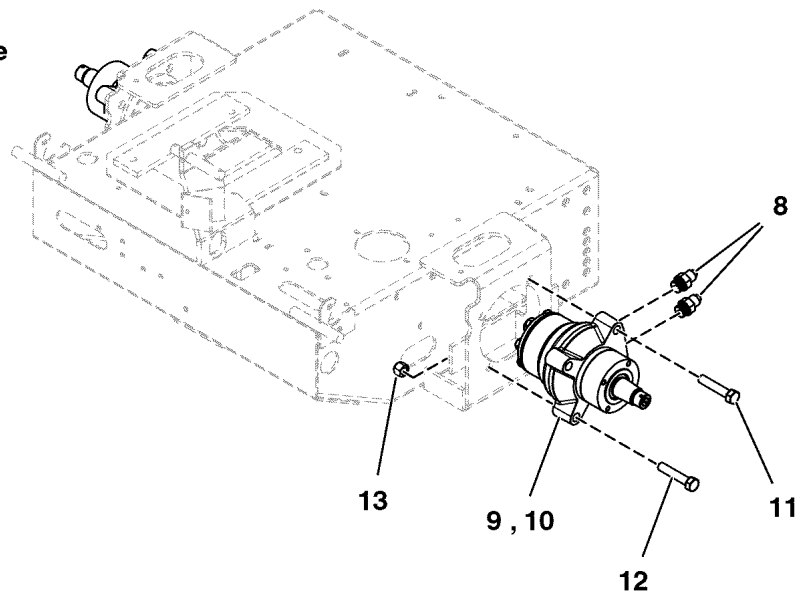
A S/N: 2013830719 & Below



B S/N: 2013830720 - 2014545938



C S/N: 2014545939 & Above

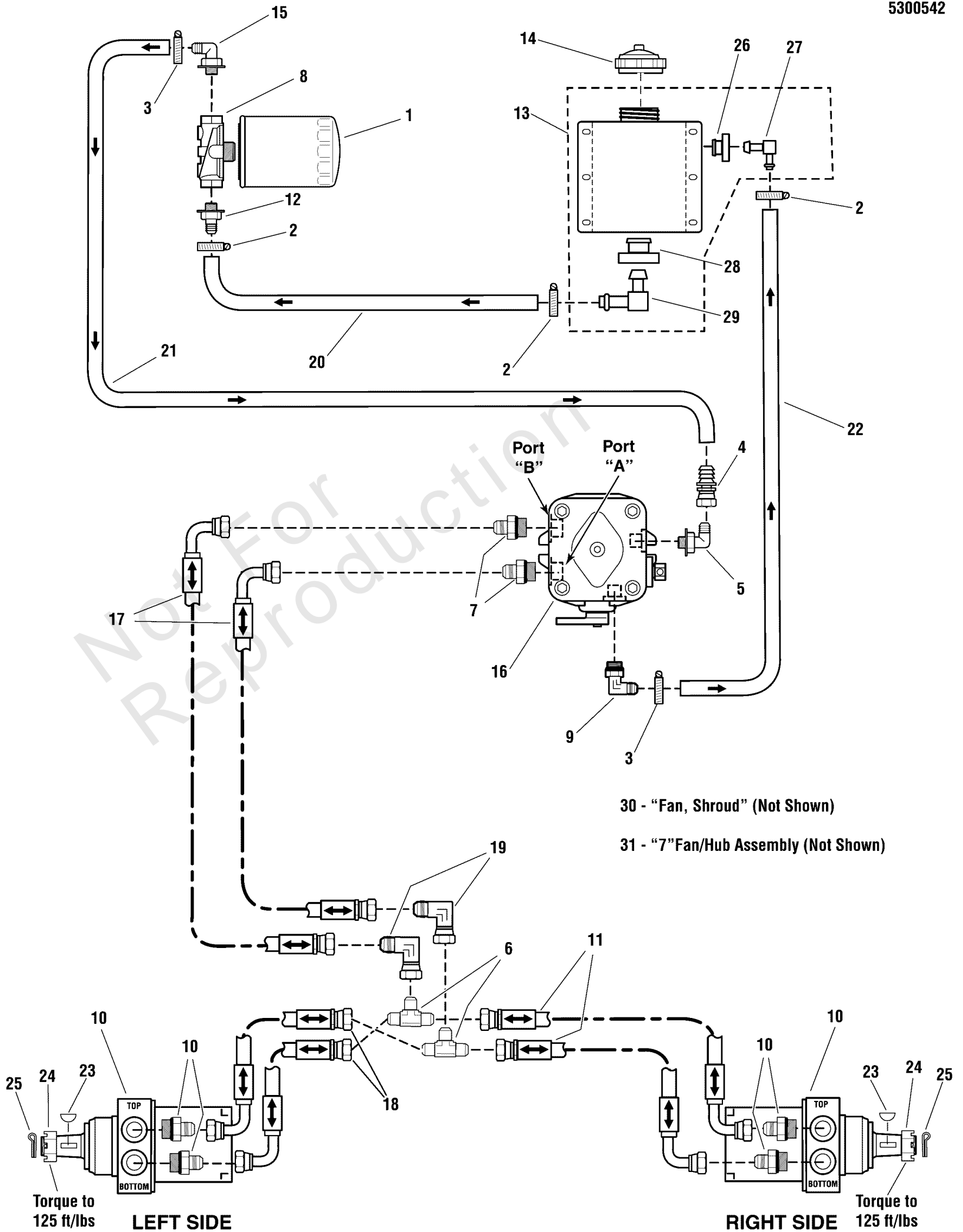


Hydraulic Components Service Group

| REF NO | PART NO | QTY | DESCRIPTION |
|--------|------------|-----|---|
| 1 | ----- | - | No Longer Available. Refer to "B" Service Parts |
| 2 | 5022633 | 4 | FITTING, #8 O-RING X #8 JIC, STR |
| 3 | 5025018X20 | 4 | BOLT, 1/2-20 X 2-1/2" GD5 CZ |
| 4 | 5025018X24 | 4 | BOLT, 1/2-20 X 3 GD8 YZ |
| 5 | 5025098 | 8 | NUT, Hex, Nylon Lock, 1/2-20 |
| 6 | ----- | 1 | WHEEL MOTOR, Use #5102814 & #5600578 |
| 7 | ----- | 1 | WHEEL MOTOR, Use #5102815 & #5600578 |
| 8 | 5022634 | 4 | FITTING, #10 O-RING X #8 JIC, STR |
| 9 | 5102814 | 1 | WHEEL MOTOR, LH, 11.9 CI SHORT |
| 10 | 5102815 | 1 | WHEEL MOTOR, RH, 11.9 CI SHORT |
| 11 | 5025552 | 4 | BOLT, 1/2-13 X 3, DRI-LOC PATCH |
| 12 | 5025553 | 4 | BOLT, 1/2-13 X 3.5, DRI-LOC PATCH |
| 13 | 5025330 | 8 | NUT, 1/2-13 SQUARE |

Not For Reproduction

5300542



Hydraulic Group

| REF NO | PART NO | QTY | DESCRIPTION |
|--------|--------------|-----|--|
| 1 | 1719168 | 1 | FILTER, OIL |
| 2 | 5021164 | 3 | CLAMP, #10 HOSE, STAINLESS |
| 3 | 5021392 | 2 | CLAMP, #6 HOSE, STAINLESS |
| 4 | 5022598 | 1 | FITTING, STR JIC TO HOSE #8 |
| 5 | 5022599 | 1 | FITTING, #8 JIC - #8 O-RING, 90 DEG. |
| 6 | 5022604 | 2 | FITTING T JIC #8 |
| 7 | 5022633 | 2 | ADAPTER, HYD. |
| 8 | 5023096 | 1 | FILTER HEAD, HYDRAULIC |
| 9 | 5023267 | 1 | ADAPTER, 90 DEG, 9/16-3/8 BARB |
| 10 | ----- | - | Refer to Hydraulic Components Service Group |
| 11 | 5102104 | 2 | HOSE ASSEMBLY, 11.5" 90-STR |
| 12 | 5100678 | 1 | FITTING, STRAIGHT, HYD #12618 |
| 13 | 5061712 | 1 | TANK, HYDRAULIC, ASSEMBLY -(Includes Ref. Nos 26 - 29) |
| 14 | 5100017 | 1 | CAP, HYDRAULIC |
| 15 | 5100370 | 1 | FITTING, 9/16 O-RING-1/2" HOSE, 90 DEG |
| 16 | 5100642 | 1 | * PUMP, HYDRO-GEAR, BDP-16CC -(Includes Ref. Nos 30 and 31) |
| 17 | 5102105 | 2 | HOSE ASSEMBLY, 19.63" 90-STR |
| 18 | 5102095 | 2 | HOSE ASSEMBLY, (25) |
| 19 | 5100719 | 2 | FITTING, 90 DEG. #8 JIC M - #8 JIC F |
| 20 | 5050933X3 | 1 | HOSE, 5/8" PUSH-ON, 3.00" |
| 21 | 5050857X17P5 | 1 | HOSE, 1/2" PUSH-ON, 17.50" |
| 22 | 5050860X15P5 | 1 | HOSE, 3/8" PUSH-LOCK, 15.50" |
| 23 | 5022042X2 | 2 | KEY |
| 24 | 5022042X3 | 2 | NUT, CASTLE |
| 25 | 5025203X16 | 2 | PIN, COTTER |
| 26 | 1726400 | 1 | BUSHING-FUEL TANK RED RUBBER |
| 27 | 5023118 | 1 | FITTING, ELBOW, 3/8" |
| 28 | 5023121 | 1 | GROMMET |
| 29 | 5023119 | 1 | FITTING, ELBOW, 5/8" |
| 30 | 5100162 | 1 | FAN SHROUD |
| 31 | 5022571X1 | 1 | 7" FAN / HUB ASSEMBLY |

Footnotes:

* Use Kit 5103361 (Seal Kit, PR Pumps) when replacing pump seals.

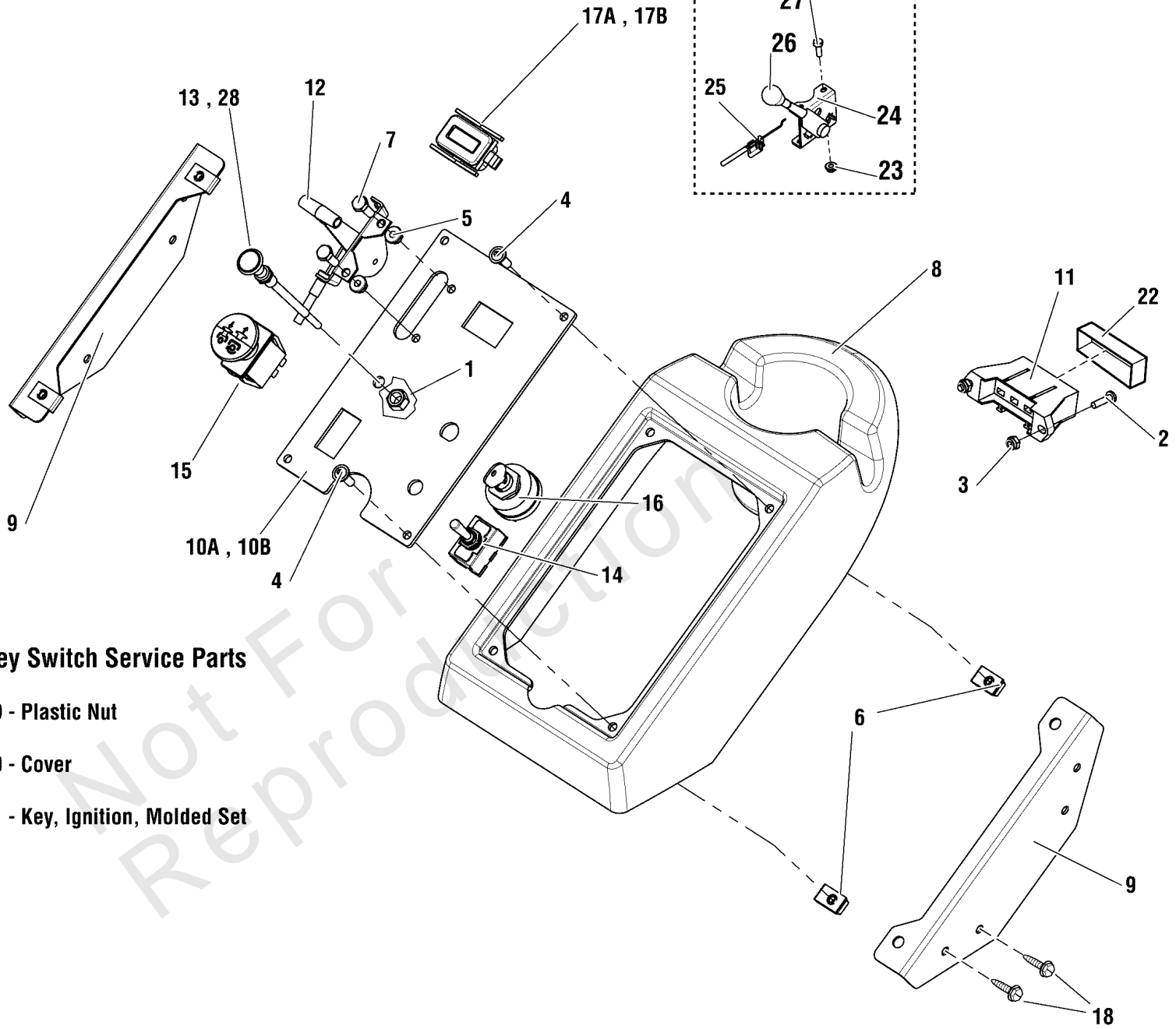
Instrument Panel Group

Note: Unless noted otherwise, use the standard torque specifications

Mfg. No: 5902106

5300537

All Models - S/N:
2012617339 & Above



Key Switch Service Parts

19 - Plastic Nut

20 - Cover

21 - Key, Ignition, Molded Set

Instrument Panel Group

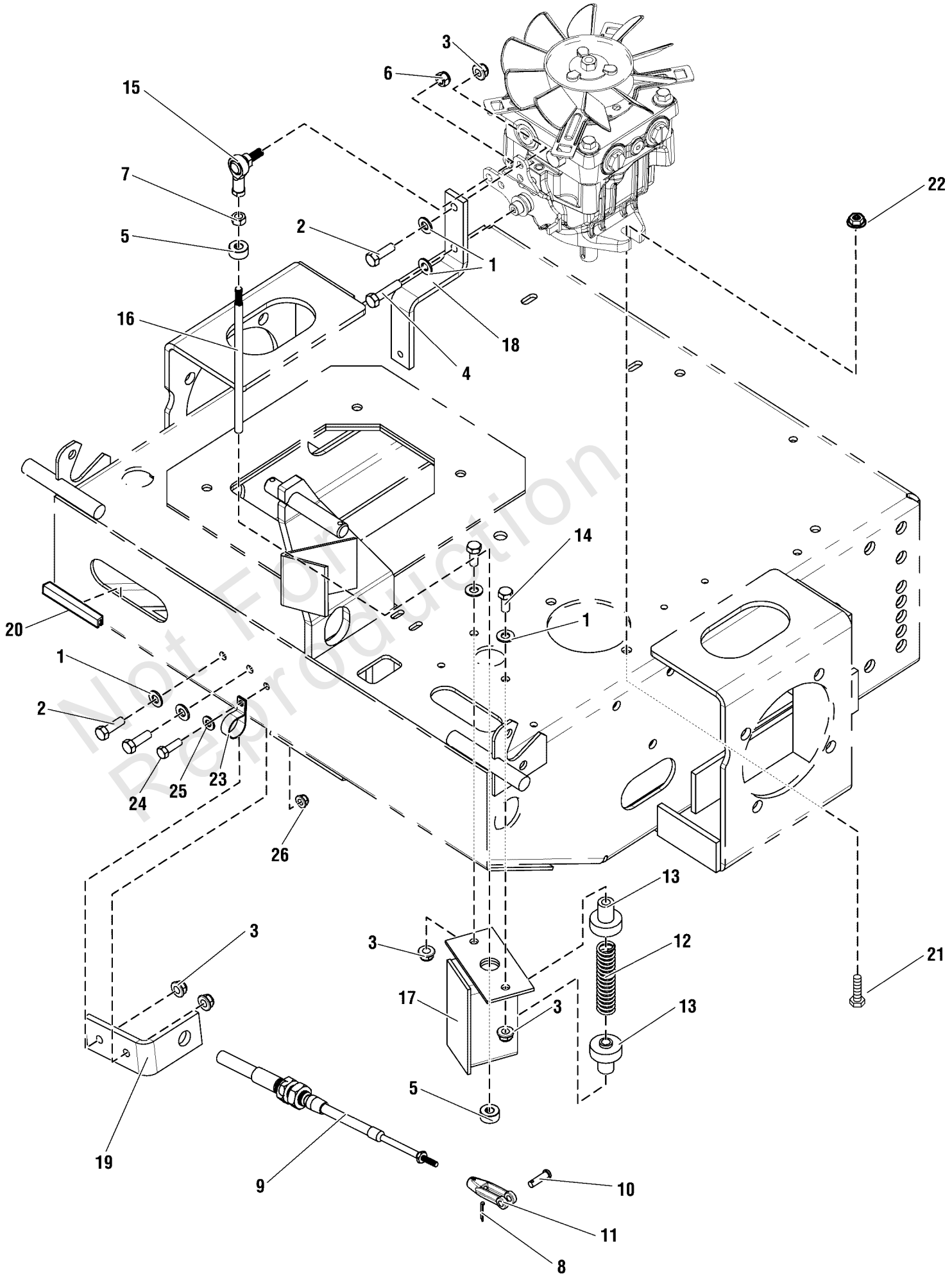
| REF NO | PART NO | QTY | DESCRIPTION |
|--------|-----------|-----|--|
| 1 | 5025035 | 1 | NUT, 3/8-24 HEX (SV) |
| 2 | 5025179X6 | 2 | SCREW, #10-24 X 3/4" ROUND PHILLIPS |
| 3 | 5025271 | 2 | NUT, Hex, Nylon Lock, #10-24 |
| 4 | 5025299X6 | 4 | USE 5106757 - SCREW, 1/4-20X3/4, ZINC |
| 5 | 5025391 | 2 | NUT, 1/4-20 Hex Nylock Flange |
| 6 | 5022665 | 4 | BODY CLIP, 1/4-20 X 1/2" DEEP |
| 7 | 5025010X6 | 2 | BOLT, 1/4"-20 X 3/4" GD5 YZ |
| 8 | 5100849 | 1 | BEZEL, 3 WHEEL RIDER |
| 9 | 5402389B | 2 | PLATE, MOUNT, DASH - RED |
| 10a | 5403385B | 1 | PLATE, DASH, TWR - RED -(S/N: 2012617339 & Above) |
| 10b | 5402390B | 1 | PLATE, DASH, TWR - RED -(S/N: 2012617338 & Below) |
| 11 | ----- | 1 | FUSE, BLOCK (SEE ELECTRICAL GROUPS) |
| 12 | 5021662 | 1 | CABLE, THROTTLE CONTROL, 54" |
| 13 | 5021663 | 1 | CABLE, Choke Control, 57" -(Kawi Models - S/N: 2014605409 & Below; All Other Models - S/N: All) |
| 14 | 5021734 | 1 | Switch, Electric Actuator |
| 15 | 5022180 | 1 | SWITCH, BLADE ENGAGEMENT |
| 16 | 5020927 | 1 | SWITCH, IGNITION, 6 POST -(Includes Ref. Nos 19 - 21) |
| 17A | 84008768 | 1 | HOURMETER -(S/N: 2015551938 & Above) |
| 17B | 5102417 | 1 | HOUR METER -(S/N: 2015551937 & Below) |
| 18 | 5025279X6 | 4 | BOLT, Self-Tapping, 1/4-20 x 3/4 |
| 19 | 5022791 | 1 | PLASTIC NUT -(Not Shown) |
| 20 | 5022790 | 1 | COVER, PLASTIC, SNAP ON -(Not Shown) |
| 21 | 5022789 | 1 | KEY, IGNITION MOLDED SET -(Not Shown) |
| 22 | 5022805 | 1 | COVER, VINYL, FUSE BLOCK |
| 23 | 5025271 | 2 | NUT, Hex, Nylon Lock, #10-24 |
| 24 | 5101537 | 1 | LEVER, THROTTLE CONTROL, HEAVY-DUTY |
| 25 | 5101072 | 1 | CABLE, THROTTLE, 52" |
| 26 | 5046360X1 | 1 | THROTTLE CONTROL HANDLE/KNOB |
| 27 | 5025179X6 | 2 | SCREW, #10-24 X 3/4" ROUND PHILLIPS |
| 28 | 5047779 | 1 | CABLE, CHOKE CONTROL, 51" (Z) -(Kawi Models - S/N: 2014605410 & Above) |

Motion Control Group - Engine Deck

Note: Unless noted otherwise, use the standard torque specifications

Mfg. No: 5902106

5300540



Motion Control Group - Engine Deck

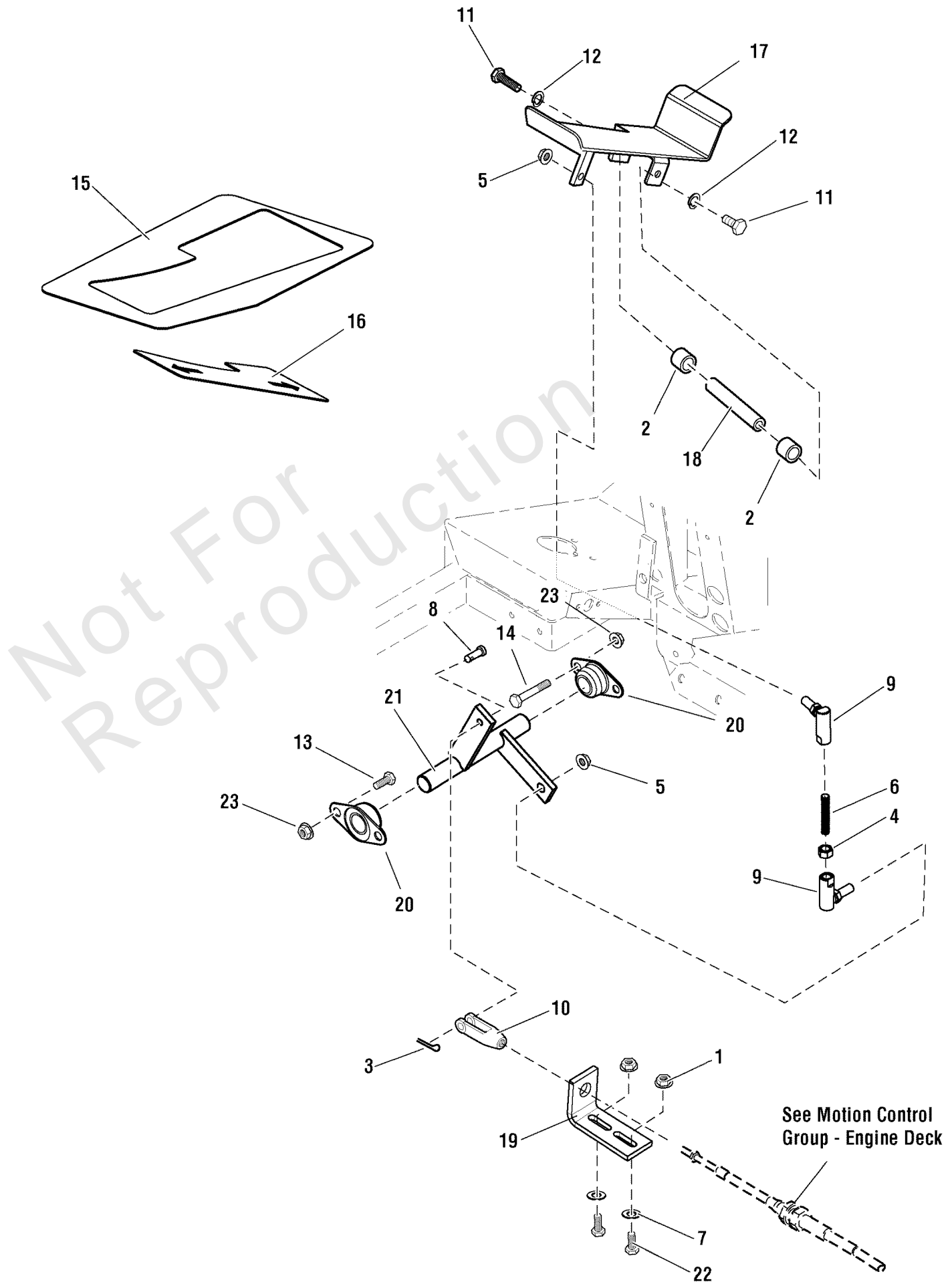
| REF NO | PART NO | QTY | DESCRIPTION |
|--------|-------------|-----|--|
| 1 | 5025155 | 6 | WASHER, 5/16" SAE |
| 2 | 5025011X8 | 3 | BOLT, 5/16-18 X 1" GD5 YZ |
| 3 | 5025392 | 5 | NUT, 5/16-18 HEX NYLOCK FLANGE |
| 4 | 5025237X25 | 1 | BOLT, M8-1.25 X 25MM GR 8.8 |
| 5 | 5020047 | 2 | COLLAR, 5/16" SET |
| 6 | 5025045 | 1 | NUT, 5/16-24 HEX NYLON LOCK |
| 7 | 5025033 | 1 | NUT, 5/16-24 HEX |
| 8 | 80002736 | 1 | PIN, 3/32 X 0.750, COT, ZINC/CLEAR |
| 9 | 5100801 | 1 | CABLE, SPEED CONTROL, 36" |
| 10 | 5025212X7 | 1 | PIN, CLEVIS, 1/4 X 7/8, PLATED |
| 11 | 84007748 | 1 | CLEVIS |
| 12 | 5021354 | 1 | SPRING, BRAKE RETURN |
| 13 | 5042911 | 2 | SPRING RETURN GUIDE |
| 14 | 5025011X8 | 2 | BOLT, 5/16-18 X 1" GD5 YZ |
| 15 | 5104833 | 1 | BALL JOINT, 5/16-24 RH FEMALE W/STUD, BR |
| 16 | 5100820 | 1 | ROD, NEUTRAL RETURN |
| 17 | 5402376B | 1 | WELD, NEUTRAL RETURN, TWR - RED |
| 18 | 5402164B | 1 | BAR, 1/4 X 1.00, MOTION CONTROL - RED |
| 19 | 5402194B | 1 | BRACKET, CABLE MOUNT - RED |
| 20 | 5050840X3P5 | 1 | BLACK SOFTONE Q-TRIM 3.5" LONG |
| 21 | 5025013X10 | 2 | BOLT, 3/8-16 X 1-1/4" GD5 CZ |
| 22 | 5025128 | 2 | NUT, 3/8-16 HEX SERRATED FLANGE |
| 23 | 5021500 | 1 | CLAMP, VINYL |
| 24 | 5025010X6 | 1 | BOLT, 1/4-20 X 3/4" GD5 YZ |
| 25 | 5025154 | 1 | WASHER, 1/4 SAE |
| 26 | 5025391 | 1 | NUT, 1/4-20 NYLON FLANGE |

Motion Control Group - Trailer

Note: Unless noted otherwise, use the standard torque specifications

Mfg. No: 5902106

5300541



Motion Control Group - Trailer

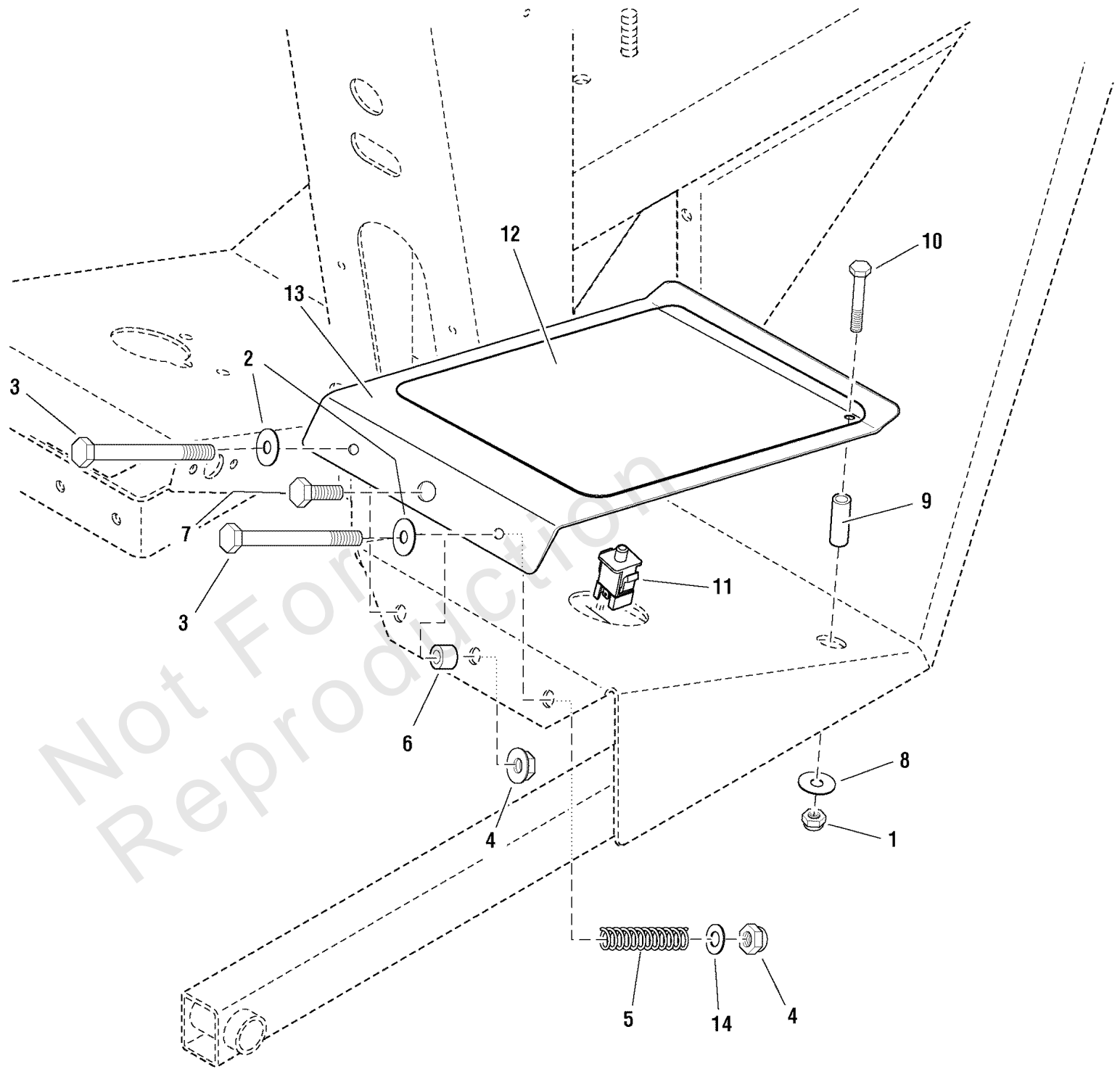
| REF NO | PART NO | QTY | DESCRIPTION |
|--------|------------|-----|--|
| 1 | 5025139 | 2 | NUT, 5/16-18 HEX SERRATED FLANGE (LARGE) |
| 2 | 5023344 | 2 | BUSHING, .75 X 1.00 X 1.00, PLASTIC |
| 3 | 80002736 | 1 | PIN, 3/32 X 0.750, COT, ZINC/CLEAR |
| 4 | 5025035 | 1 | NUT, 3/8-24 HEX |
| 5 | 5025097 | 2 | NUT, 3/8-24 HEX NYLON LOCK |
| 6 | 5100802 | 1 | STUD, 3/8-24 X 2 |
| 7 | 5025155 | 2 | WASHER, 5/16" SAE |
| 8 | 5025212X7 | 1 | PIN, CLEVIS, 1/4 X 7/8, PLATED |
| 9 | 5020805 | 2 | BALL JOINT, 3/8-24 FEM, STUD. |
| 10 | 84007748 | 1 | CLEVIS |
| 11 | 5025013X6 | 2 | BOLT, 3/8-16 X 3/4" GD5 CZ |
| 12 | 5025171 | 2 | WASHER, 3/8" SPLIT LOCK |
| 13 | 5025011X6 | 2 | BOLT, 5/16-18 X 3/4 GD5 |
| 14 | 5025011X20 | 2 | BOLT, 5/16-18 X 2-1/2" GD5 YZ |
| 15 | 5101012 | 1 | SAFETY WALK, 11.25 X 8.75, RH - TWR |
| 16 | 5101006 | 1 | SAFETY WALK, FOOT PEDAL, TWR |
| 17 | 5402387B | 1 | WELD, FOOT PEDAL, TWR - RED |
| 18 | 5042147 | 1 | ROD, FOOT PEDAL PIVOT |
| 19 | 5042170B | 1 | BRACKET, CABLE MOUNT |
| 20 | 5021098 | 2 | BEARING, BRONZE FLANGE, 3/4 |
| 21 | 5401827B | 1 | WELD, FOOT CONTROL SHAFT - RED |
| 22 | 5025011X8 | 2 | BOLT, 5/16-18 X 1" GD5 YZ |
| 23 | 5025392 | 4 | NUT, 5/16-18 HEX NYLOCK FLANGE |

Operator Presence Group

Note: Unless noted otherwise, use the standard torque specifications

Mfg. No: 5902106

5300548



Operator Presence Group

| REF NO | PART NO | QTY | DESCRIPTION |
|--------|------------|-----|---------------------------------------|
| 1 | 5025392 | 1 | NUT, 5/16-18 HEX NYLOCK FLANGE NUT |
| 2 | 5025156 | 2 | WASHER, 3/8 SAE |
| 3 | 5025013X24 | 2 | BOLT, 3/8-16 X 3" GD5 CZ |
| 4 | 5025394 | 3 | NUT, 3/8 - 16 HEX NYLOCK FLANGE |
| 5 | 5021102 | 2 | SPRING-COMP, .594ID X 2.68LG X .080WR |
| 6 | 5020880 | 1 | INSERT, BEARING, 17MM X 12MM L |
| 7 | 5025013X10 | 1 | BOLT, 3/8-16 X 1-1/4" GD5 CZ |
| 8 | 5025164 | 1 | WASHER, 5/16" Fender |
| 9 | 5043296 | 1 | BUSHING, BRASS, 3/8 X 5/8 X1.5 |
| 10 | 5025011X18 | 1 | BOLT, 5/16-18 X 2-1/4" GD5 YZ |
| 11 | 7022886 | 1 | SWITCH, DP NO/NC SNAP-IN |
| 12 | 5101009 | 1 | SAFETY WALK, 13.00 X 9.00, LH - TWR |
| 13 | 5401833B | 1 | PLATE, OPERATOR PRESENCE - RED |
| 14 | 5025156 | 2 | WASHER, 3/8 SAE |

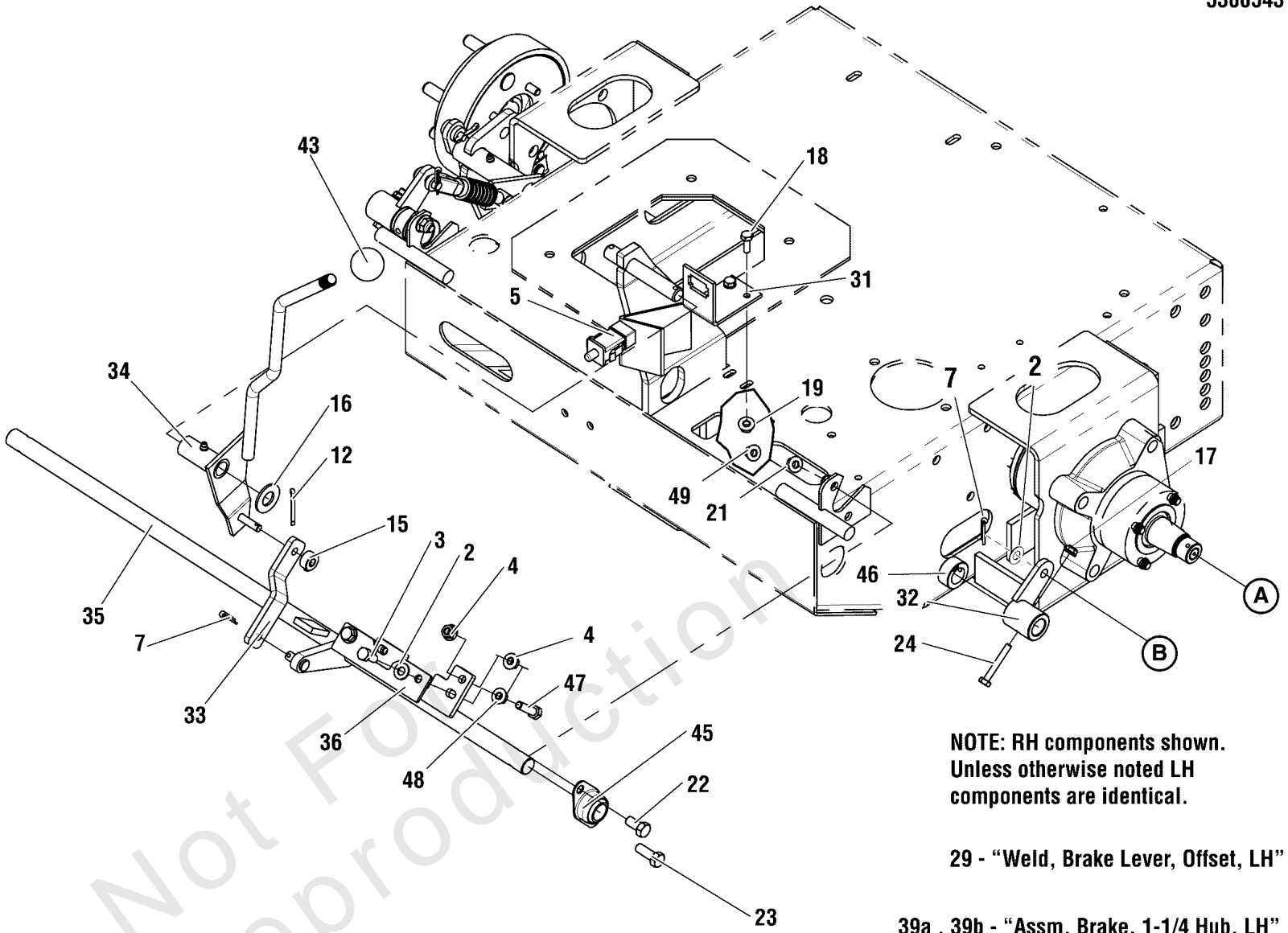
Not For Reproduction

Parking Brake Group

Note: Unless noted otherwise, use the standard torque specifications

Mfg. No: 5902106

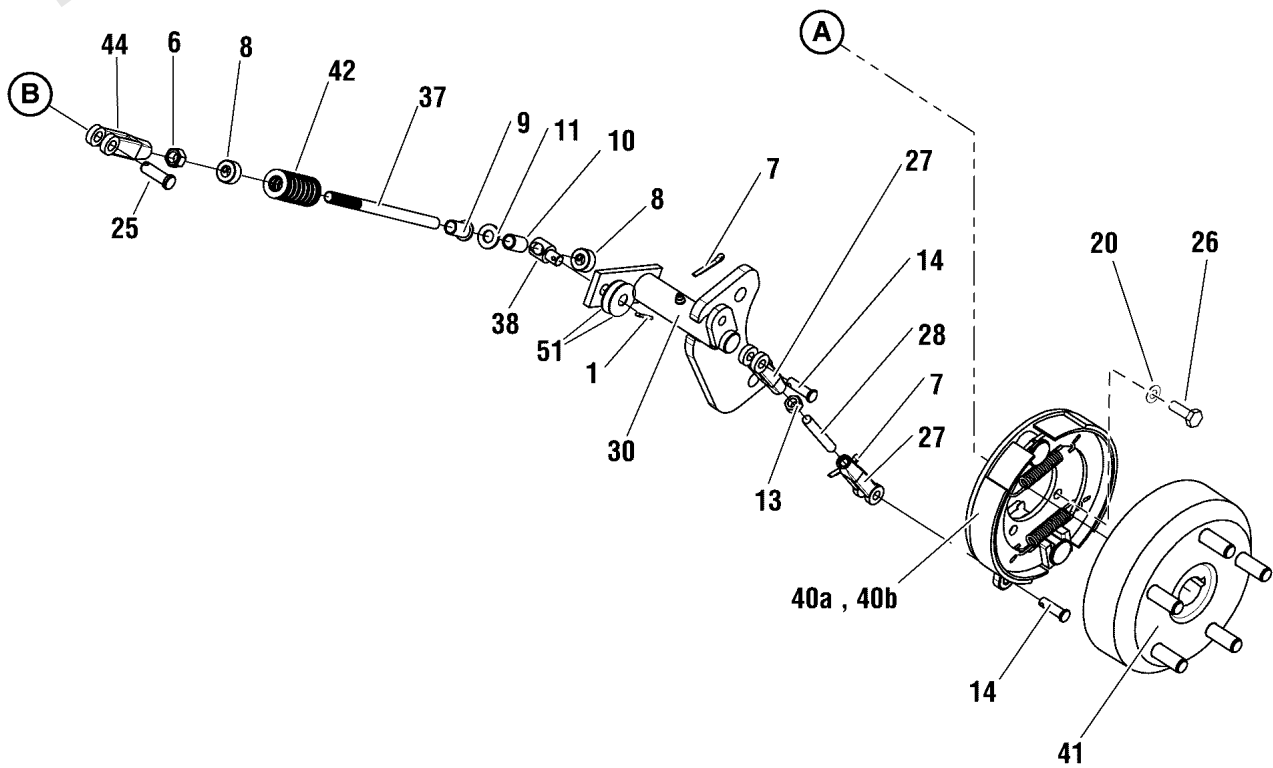
5300543



**NOTE: RH components shown.
Unless otherwise noted LH
components are identical.**

29 - "Weld, Brake Lever, Offset, LH"

39a , 39b - "Assm, Brake, 1-1/4 Hub, LH"



Parking Brake Group

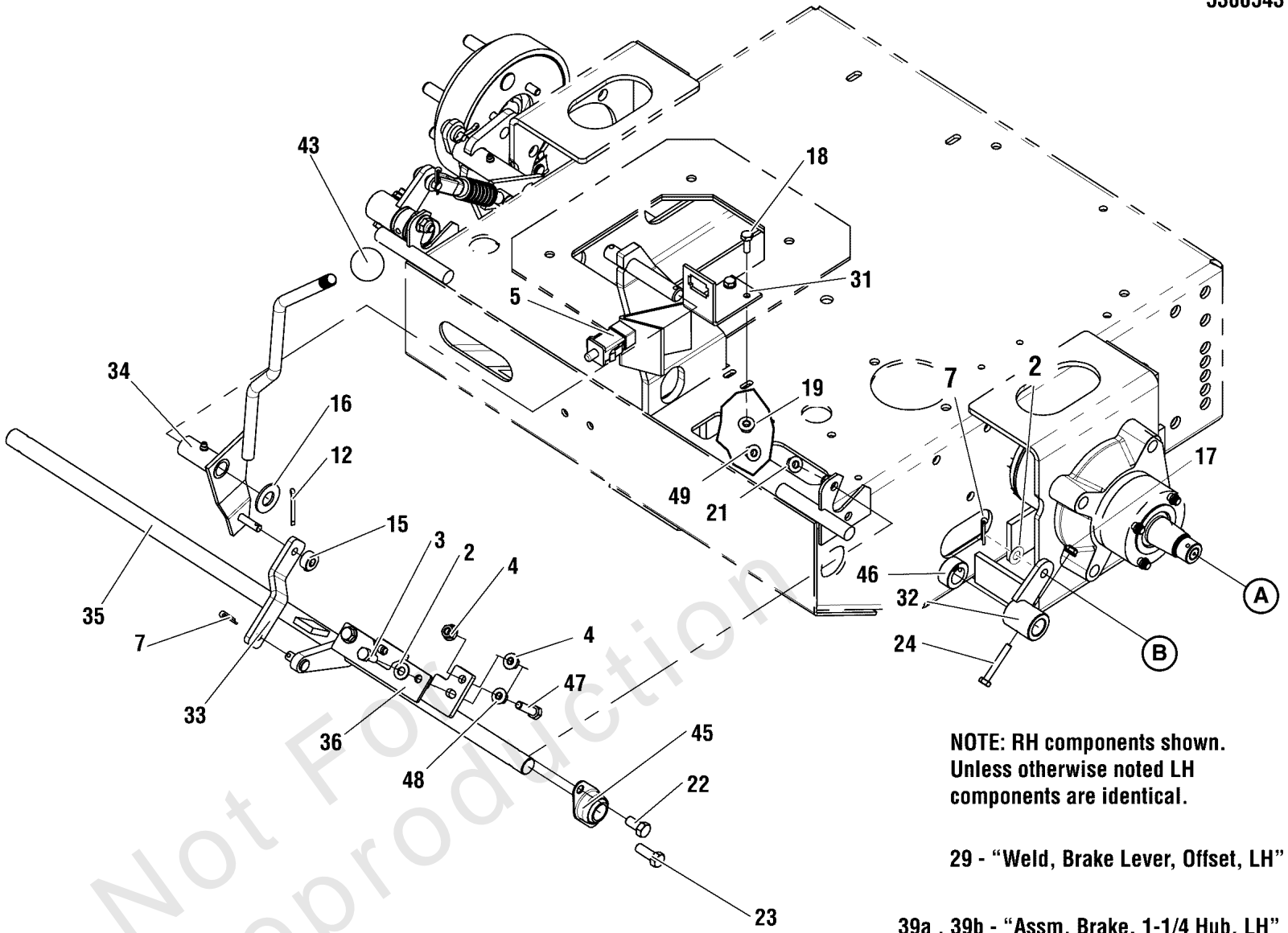
| REF NO | PART NO | QTY | DESCRIPTION |
|--------|------------|-----|--|
| 1 | 80002736 | 2 | PIN, 3/32 X 0.750, COT, ZINC/CLEAR |
| 2 | 5025155 | 4 | WASHER, 5/16" SAE |
| 3 | 5025011X6 | 2 | BOLT, 5/16-18 X 3/4 GD5 |
| 4 | 5025127 | 2 | NUT, 5/16-18 HEX SERRATED FLANGE (SMALL) |
| 5 | 7022886 | 1 | SWITCH, DP NO/NC SNAP-IN |
| 6 | 5025035 | 2 | NUT, 3/8-24 HEX |
| 7 | 5025203X6 | 7 | PIN, COTTER, 1/8" X 3/4 |
| 8 | 5010546 | 4 | COLLAR, 3/8" SET |
| 9 | 5023260 | 2 | BUSHING, NYLON |
| 10 | 5041930 | 2 | SPACER, .38 X .50 X .27 |
| 11 | 5025156 | 2 | WASHER, 3/8 SAE |
| 12 | 5025203X10 | 3 | PIN, COTTER, 1/8 X 1-1/4 |
| 13 | 5025033 | 2 | NUT, 5/16-24 HEX |
| 14 | 5025213X8 | 4 | PIN, CLEVIS, 5/16" X 1 |
| 15 | 5020047 | 1 | COLLAR, 5/16" SET |
| 16 | 5025281 | 1 | WASHER, 5/8" SAE |
| 17 | 5025391 | 2 | NUT, 1/4-20 HEX NYLOCK FLANGE |
| 18 | 5025010X6 | 2 | BOLT, 1/4-20 X 3/4" GD5 YZ |
| 19 | 5025126 | 2 | NUT, 1/4-20 HEX SERR. FLANGE |
| 20 | 5025170 | 8 | WASHER, 5/16 LOCK CZ |
| 21 | 5025394 | 2 | NUT, 3/8-16 HEX NYLOCK FLANGE |
| 22 | 5025013X6 | 2 | BOLT, 3/8-16 X 3/4" GD5 CZ |
| 23 | 5025013X8 | 2 | BOLT, 3/8-16 X 1" GD5 CZ |
| 24 | 5025010X14 | 2 | BOLT, 1/4-20 X 1-3/4" GD5 YZ |
| 25 | 5025214X9 | 2 | PIN, CLEVIS, 3/8" X 1-1/8" |
| 26 | 5023490 | 8 | BOLT, 5/16-18 X 3/4 12PT FLANGE - PATCH |
| 27 | 5023323 | 4 | CLEVIS, 5/16-24, STEEL, CLEAR ZINC |
| 28 | 5047740 | 2 | LINK, STUD |
| 29 | 5401849B | 1 | WELD, BRAKE LEVER OFFSET - LH - RED |
| 30 | 5401848B | 1 | WELD, BRAKE LEVER OFFSET - RH - RED |
| 31 | 5400726B | 1 | BRACKET, SWITCH MOUNT - RED |
| 32 | 5401859B | 2 | WELD, PIVOT LINKAGE MOUNT - RED |
| 33 | 5044043B | 1 | LINK |
| 34 | 5030919B | 1 | BRAKE LEVER WELDMENT |
| 35 | 5401842B | 1 | WELD, PARKING BRAKE SHAFT - RED |
| 36 | 5402158B | 1 | PLATE, NEUTRAL LOCK - RED |
| 37 | 5100673 | 2 | ROD, BRAKE ADJUSTMENT |
| 38 | 5100985 | 2 | ADJUSTER, BRAKE LINKAGE |
| 39a | 5102897 | 1 | BRAKE SHOE ASM, LH, KNOTT -(S/N: 2015208612 & Above) |
| 39b | 5023500 | 1 | ASSM, BRAKE, 1-1/4 HUB, LH -(S/N: 2015208611 & Below) |
| 40a | 5102898 | 1 | BRAKE SHOE ASM, RH, KNOTT -(S/N: 2015208612 & Above) |
| 40b | 5023501 | 1 | ASSM, BRAKE, 1-1/4 HUB, RH -(S/N: 2015208611 & Below) |
| 41 | 5102896 | 2 | BRAKE DRUM, 6", 5 BOLT, KNOTT |
| 42 | 5022788 | 2 | SPRING, COMPRESSION 2" MEDIUM |
| 43 | 5021733 | 1 | KNOB, PLASTIC, 1/2-13 |
| 44 | 5101800YP | 2 | CLEVIS, 3/8-24 RH |
| 45 | 5021098 | 2 | BEARING, BRONZE FLANGE, 3/4 |
| 46 | 5010116 | 2 | COLLAR, 3/4" SET |

Parking Brake Group

Note: Unless noted otherwise, use the standard torque specifications

Mfg. No: 5902106

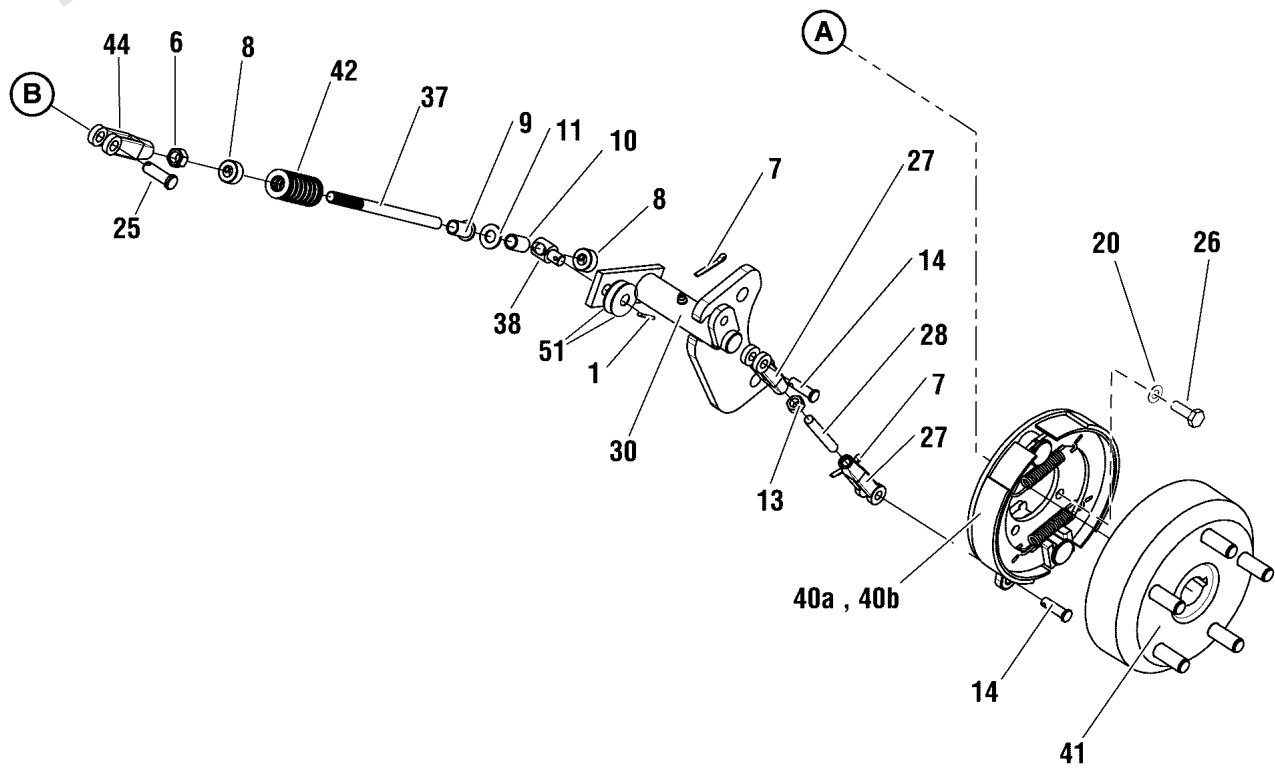
5300543



**NOTE: RH components shown.
Unless otherwise noted LH
components are identical.**

29 - "Weld, Brake Lever, Offset, LH"

39a , 39b - "Assm, Brake, 1-1/4 Hub, LH"



Parking Brake Group

| REF NO | PART NO | QTY | DESCRIPTION |
|---------------|----------------|------------|---------------------------------------|
| 47 | 5025011X10 | 1 | BOLT, 5/16-18 X 1-1/4" GD5 |
| 48 | 5025388 | 1 | NUT, 5/16-18 HEX JAM |
| 49 | 5025096 | 2 | NUT, 3/8-16 HEX NYLON LOCK |
| 50 | 5023368X1 | 10 | STUD, BRAKE DRUM (SV) -(Not Shown) |
| 51 | 5100146 | 2 | WASHER, .389 X 1.00 X .020, SS |

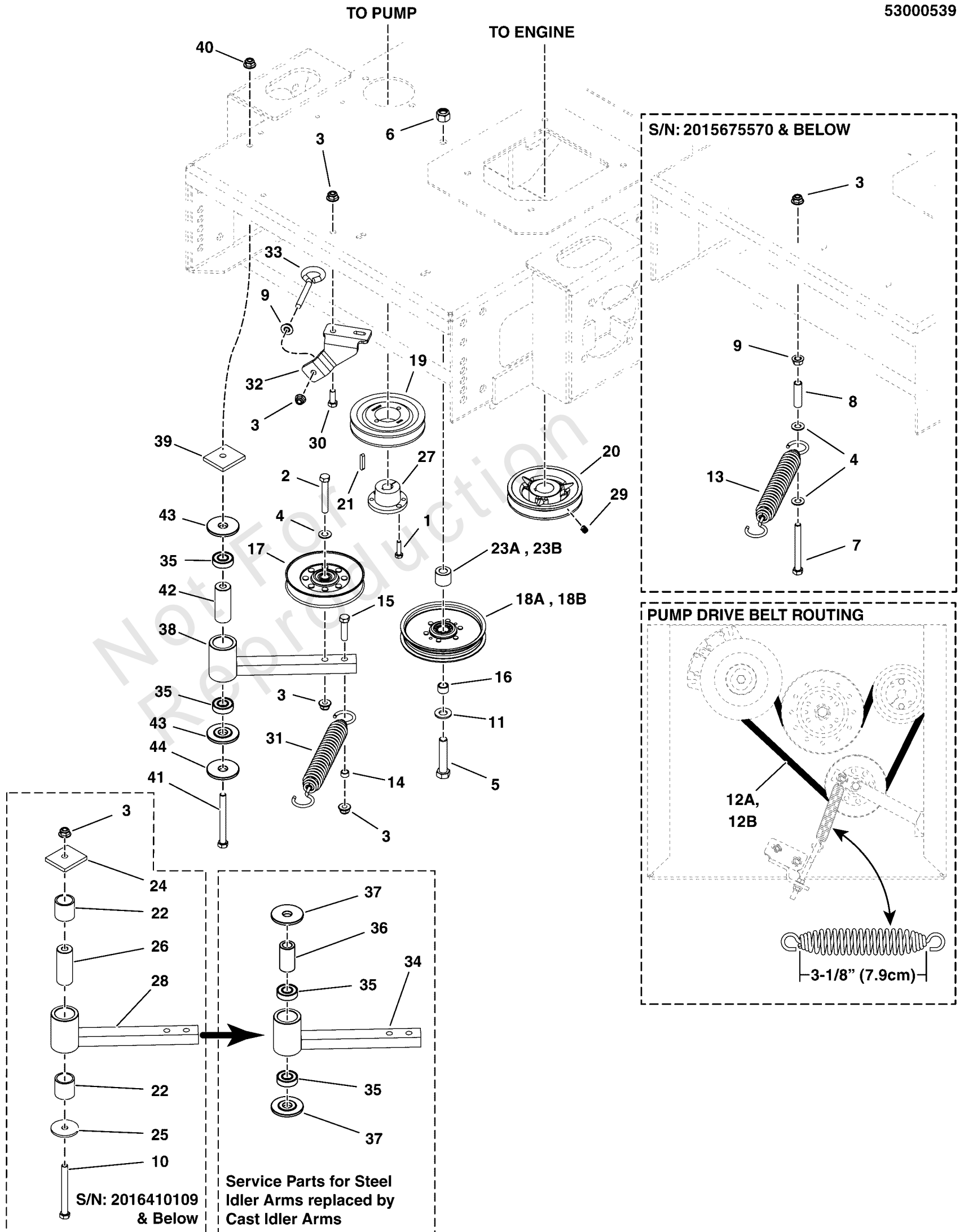
Not For Reproduction

Pump Drive Group

Note: Unless noted otherwise, use the standard torque specifications

Mfg. No: 5902106

53000539



Pump Drive Group

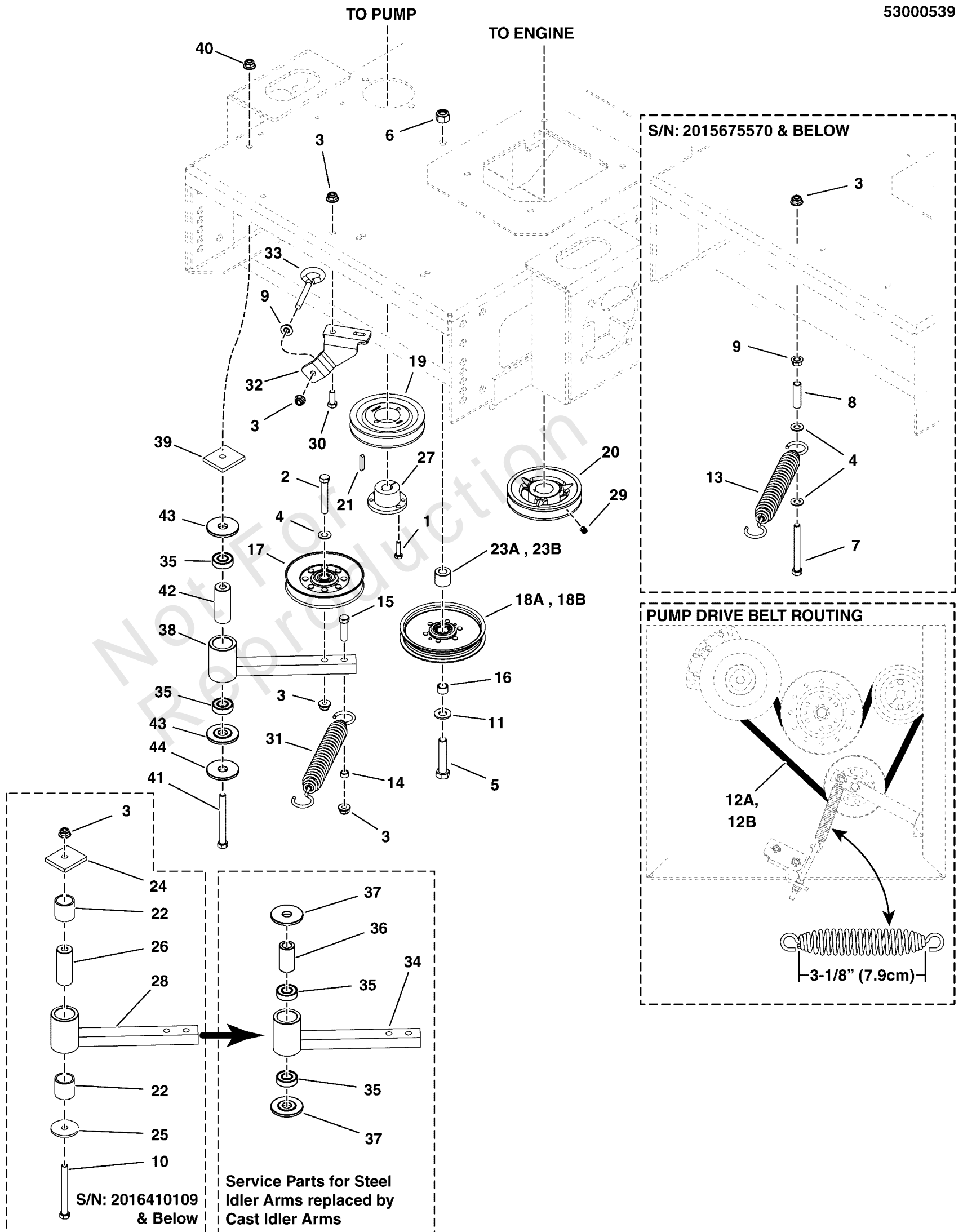
| REF NO | PART NO | QTY | DESCRIPTION |
|--------|--------------|-----|--|
| 1 | 5025010X8 | 2 | BOLT, 1/4-20 X 1" GD5 CZ |
| 2 | 5025013X20 | 1 | BOLT, 3/8-16 X 2-1/2" GD5 CZ |
| 3 | 5025394 | 4 | NUT, 3/8-16 HEX NYLOCK FLANGE |
| 4 | 5025156 | 3 | WASHER, 3/8 SAE |
| 5 | 5025018X20 | 1 | BOLT, 1/2-20 X 2-1/2" GD5 CZ |
| 6 | 5025098 | 1 | NUT, Hex, Nylon Lock, 1/2-20 |
| 7 | 5025013X28 | 1 | BOLT, 3/8-16 X 3-1/2" GD5 CZ |
| 8 | 5050860X1P75 | 1 | HOSE, PUSH LOCK 3/8 X 1 3/4 |
| 9 | 5025128 | 1 | NUT, 3/8-16 HEX SERRATED FLANGE |
| 10 | 5025013X32 | 1 | BOLT, 3/8-16 X 4" GD5 CZ |
| 11 | 5025158 | 1 | WASHER, 1/2 SAE |
| 12a | 5103495 | 1 | BELT, B-SEC, 58.2" EL, ARAMID -(S/N: 2015675571 & Above) |
| 12b | 5100808 | 1 | BELT, BP-SEC, 56.00EL, ARAMID, WRPD -(S/N: 2015675570 & Below) |
| 13 | 5100633 | 1 | SPRING, EXTENSION, SWIVEL, SHORT HOOK |
| 14 | 5041930 | 1 | SPACER, .38 X .50 X .27 |
| 15 | 5025013X12 | 1 | BOLT, 3/8-16 X 1-1/2" GD5 CZ |
| 16 | 5020870 | 1 | INSERT, BEARING |
| 17 | 5100837 | 1 | PULLEY, IDLER V NOTCH, 5 AB1303 |
| 18a | ---- | 1 | Replace with: Pulley #5104717 & Debris Shield #5105145 |
| 18b | 5023264 | 1 | PULLEY, FLAT IDLER, 5.0X.75 -(S/N: 2015675570 & Below) |
| 19 | 5100815 | 1 | PULLEY , 4.75 OD, SINGLE GROOVE BH-48 |
| 20 | 5021682 | 1 | PULLEY, 4.75 OD X 1-1/8 BORE, BC-48 |
| 21 | 5023254 | 1 | KEY, 5MM SQ. W/RADIUS |
| 22 | 5022157 | 2 | BUSHING, BRASS, 1.25X1X1.25 |
| 23a | 5047142 | 1 | SPACER, .52 X 1.25 X .70, CZ -(S/N: 2015675571 & Above) |
| 23b | 5044673 | 1 | SPACER, .52 X 1.00 X .88 -(S/N: 2015675570 & Below) |
| 24 | 5045090 | 1 | SPACER, IDLER PIVOT |
| 25 | 5025305 | 1 | WASHER, .41 X 1.75 X .14 |
| 26 | 5102004 | 1 | SPACER, .39 X 1.00 X 2.55, SS |
| 27 | 5022383 | 1 | BUSHING, 17MM, HQ |
| 28 | 5046430A | 1 | WELD, ARM, PUMP DRIVE IDLER - BLK |
| 29 | 5025531 | 2 | SET SCREW, 5/16-18 X 3/8, KNURL, W/PATCH |
| 30 | 5025013X8 | 1 | BOLT, 3/8-16 X 1" GD5 CZ |
| 31 | 5102668 | 1 | SPRING-EXT, .930 ODX4.020LGX.120WR |
| 32 | 5409400B | 1 | BRACKET, HYDRO SPRING ANCHOR |
| 33 | 5023497 | 1 | EYE BOLT, 3/8-16 X 5, 2.88THRD, 1EYE, CZ |
| 34 | 5406895 | 1 | ASSM, IDLER ARM, PUMP DRIVE, 3/8, CAST (SV) -(Includes items # 35 - 37)(5101178A) |
| 35 | 7078243 | 2 | BEARING, BALL, AXLE |
| 36 | 5102580 | 1 | SPACER, .39 X .88 X 1.53, CZ |
| 37 | 5102579 | 2 | SPACER, IDLER ARM, T-STYLE, CZ |
| 38 | 5411066 | 1 | ASSM, IDLER ARM, PUMP DRIVE, 1/2, CAST (SV) -(S/N: 2016410110 & Above)(5101178A) |
| 39 | 5103284 | 1 | SPACER, .52ID X 2 X 1.75RCT X .25, CZ -(S/N: 2016410110 & Above) |
| 40 | 5025396 | 1 | NUT, Hex Flange, Nylock, 1/2-13 -(S/N: 2016410110 & Above) |
| 41 | 5025017X32 | 1 | BOLT, 1/2-13 X 4" GD5 CZ -(S/N: 2016410110 & Above) |

Pump Drive Group

Note: Unless noted otherwise, use the standard torque specifications

Mfg. No: 5902106

53000539



Pump Drive Group

| REF NO | PART NO | QTY | DESCRIPTION |
|--------|---------|-----|--|
| 42 | 5103812 | 1 | SPACER, .52 X .84 X 1.53, PM -(S/N: 2016410110 & Above) |
| 43 | 5103262 | 2 | SPACER, IDLER ARM, 1/2, PM -(S/N: 2016410110 & Above) |
| 44 | 5103282 | 1 | WASHER, .52 X 1.75 X .14, CZ -(S/N: 2016410110 & Above) |

Not For Reproduction

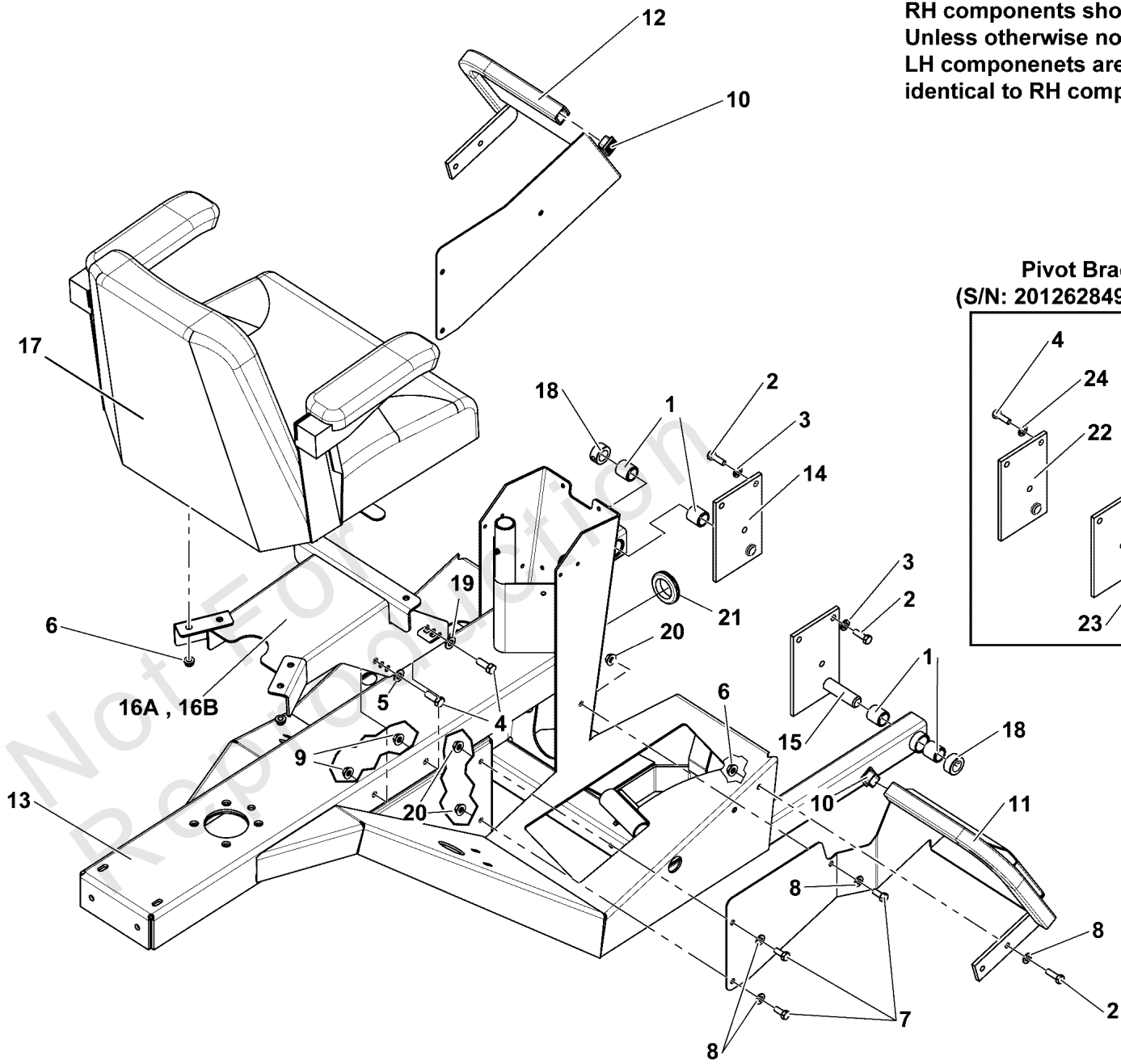
Seat & Mount Group

Note: Unless noted otherwise, use the standard torque specifications

Mfg. No: 5902106

5300535

RH components shown.
Unless otherwise noted.
LH components are
identical to RH components.



Seat & Mount Group

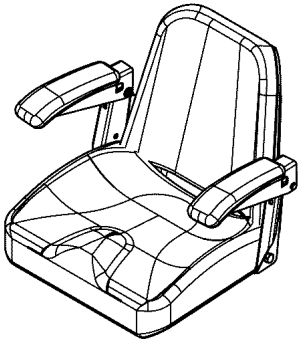
| REF NO | PART NO | QTY | DESCRIPTION |
|--------|-----------|-----|---|
| 1 | 5023344 | 4 | BUSHING, .75 X 1.00 X 1.00, PLASTIC |
| 2 | 5025011X8 | 10 | BOLT, 5/16-18 X 1" GD5 YZ |
| 3 | 5025170 | 6 | WASHER, 5/16 LOCK CZ |
| 4 | 5025013X8 | 10 | BOLT, 3/8-16 X 1" GD5 CZ |
| 5 | 5025156 | 2 | WASHER, 3/8 SAE |
| 6 | 5025392 | 8 | NUT, 5/16-18 HEX NYLOCK FLANGE |
| 7 | 5025011X6 | 6 | BOLT, 5/16-18 X 3/4 GD5 |
| 8 | 5025155 | 10 | WASHER, 5/16" SAE |
| 9 | 5025394 | 4 | NUT, 3/8-16 HEX NYLOCK FLANGE |
| 10 | 5021686 | 2 | CAP, PLASTIC, 1" X 1" |
| 11 | 5402287B | 1 | WELD, FOOT GUARD, RH - RED |
| 12 | 5402286B | 1 | WELD, FOOT GUARD, LH - RED |
| 13 | 5421829B | 1 | WELD, TRAILER, TWR - RED |
| 14 | 5045570B | 1 | WELD, BRACKET, PIVOT - LEFT -(S/N: 2012628490 & Below) |
| 15 | 5045571B | 1 | WELD, BRACKET, PIVOT - RIGHT -(S/N: 2012628490 & Below) |
| 16A | 5408073B | 1 | WELD, SEAT MOUNT - RED -(S/N: 2014582799 & Above) |
| 16B | 5401708B | 1 | WELD, SEAT MOUNT - RED -(S/N: 2014582798 & Below) |
| 17 | 5108191 | 1 | SEAT, C13, SEAT'S INC -(S/N: 4000875837 & Above) |
| 17 | 5104681 | 1 | SEAT, CI3, SEAT'S INC. 2016 -(S/N: 2017192383 to 4000875836) |
| 17 | 5103354 | 1 | SEAT - 2012 -(S/N: 2015460123 to 2017192382) |
| 17 | 5103004 | 1 | SEAT, LOW, COMPANION -(S/N: 2014582799 to 2015460122) |
| 17 | 5022031 | 1 | SEAT, GRAY, NO LOGO, CMPT -(S/N: 2014582798 & Below) |
| 18 | 5010114 | 2 | COLLAR, 3/4" SPLIT |
| 19 | 5025293 | 2 | WASHER, 3/8" GD.9 FLAT |
| 20 | 5025139 | 6 | NUT, 5/16-18 HEX SERRATED FLANGE (LARGE) |
| 21 | 5021379 | 1 | GROMMET, 7/8 |
| 22 | 5403653B | 1 | WELD, BRACKET, PIVOT - LEFT -(S/N: 2012628491 & Above) |
| 23 | 5403652B | 1 | WELD, BRACKET, PIVOT - RIGHT -(S/N: 2012628491 & Above) |
| 24 | 5025171 | 6 | WASHER, 3/8" SPLIT LOCK |

Seat Replacement Parts

Note: Unless noted otherwise, use the standard torque specifications

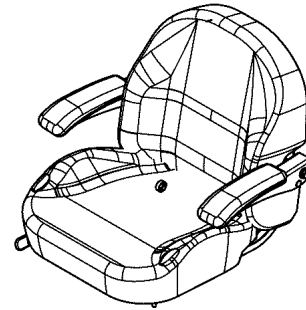
Mfg. No: 5902106

Seat Number: 5022031 - "Gray Seat"



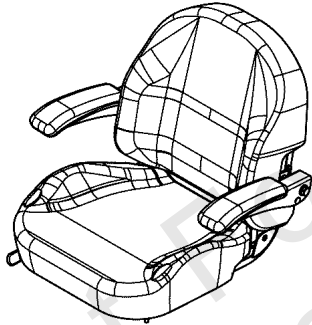
- 1 - Seat Bottom Cushion
- 2 - Seat Back Cushion
- 3 - Arm Rest Pad
- 4 - Rails, Seat Adjuster (Set of 2)
- 5 - Spring, Extension 4" Adjustment

Seat Number: 5103004 - "Black/Gray Seat, No Trim"



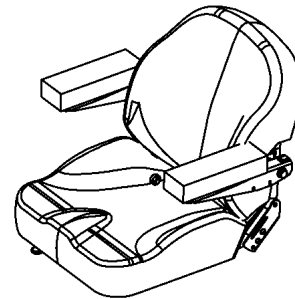
- 6 - Seat, Back Cover
- 7 - Seat Cushion
- 8 - Arm Rest Assembly (Set of 2)
- 9 - Slide Rails

Seat Number: 5103354 - "Black/Gray Seat, Red Trim"



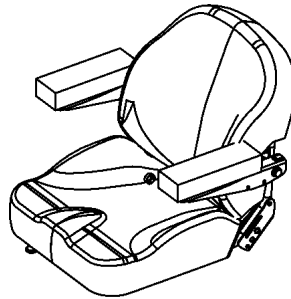
- 10 - Seat Back Cover
- 11 - Seat Cushion
- 12 - Arm Rest Assembly
- 13 - Slide Rails

Seat Number: 5104681 - Seat, CI3, Seat's Inc. 2016"



- 14 - Back Cover, CI3 Seat
- 15 - Cushion Cover, CI3 Seat
- 16 - Left and Right Hand Arm Assemblies, CI3 Seat
- 17 - Arm Pad, CI3 Seat
- 18 - Track Kit, CI3 Seat

Seat Number: 5108191 - Seat, CI3, Seat's Inc."



- 19 - Back Cover, CI3 Seat
- 20 - Cushion Cover, CI3 Seat
- 21 - Left and Right Hand Arm Assemblies, CI3 Seat
- 22 - Set of Arm Pads, CI3 Seat
- 23 - Track Kit, CI3 Seat

Seat Replacement Parts

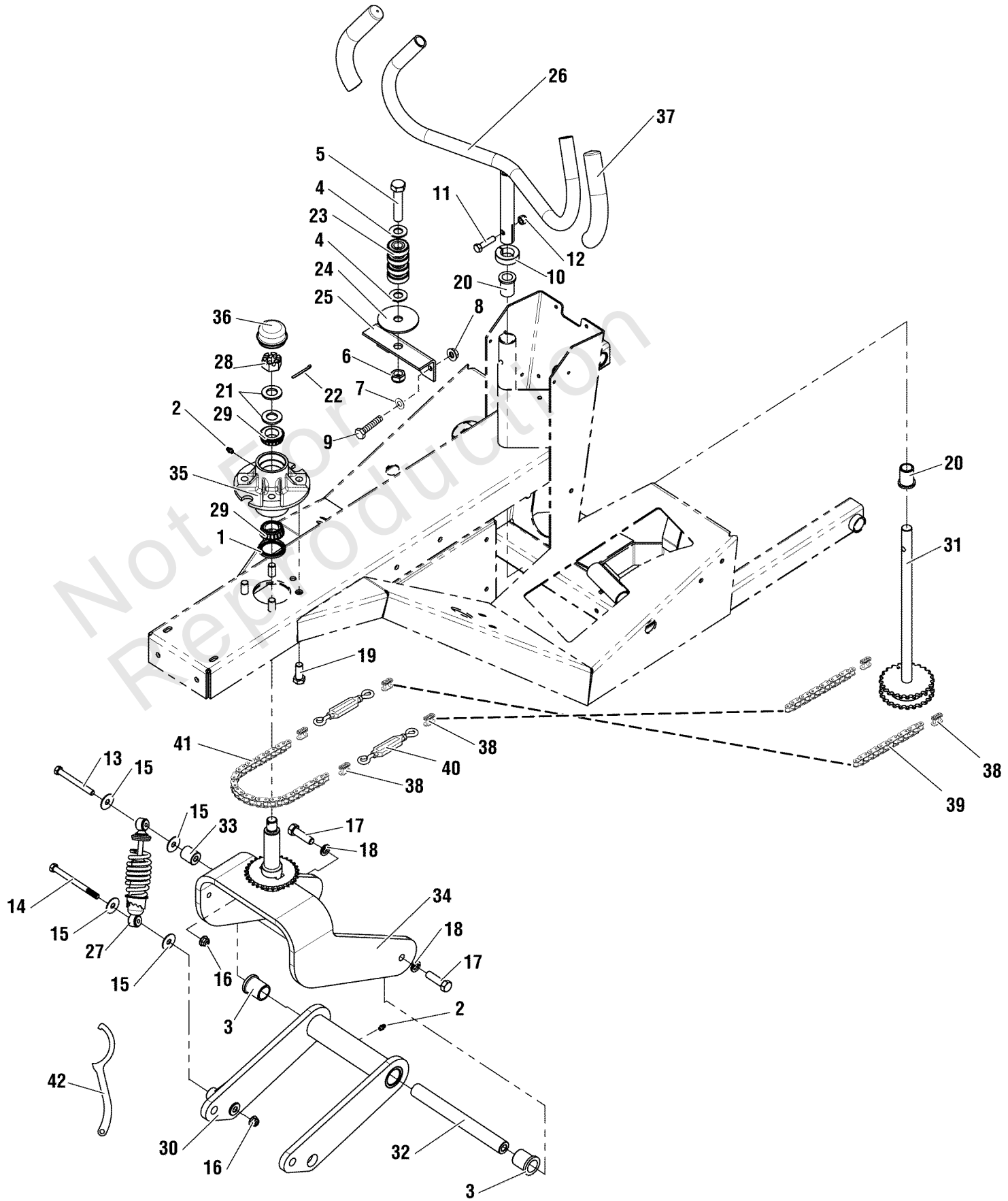
| REF NO | PART NO | QTY | DESCRIPTION |
|--------|-----------|-----|--|
| 1 | 5022031X2 | 1 | SEAT BOTTOM (EVC 907) |
| 2 | 5022031X4 | 1 | CUSHION, SEAT BACK, GRAY |
| 3 | 5022185 | 1 | ARM REST, BLACK MOLDED, PAD ONLY |
| 4 | 5020930X3 | 1 | RAILS, SEAT ADJUSTER (SET OF TWO) |
| 5 | 5100636 | 1 | SPRING, EXTENSION, SEAT ADJUSTMENT (YEL OR BLK) -(SV)(Not an illustrated part.) |
| 6 | 5102760X1 | 1 | SEAT BACK COVER |
| 7 | 5102760X2 | 1 | SEAT CUSHION |
| 8 | 5102760X3 | 1 | Arm Rest Asm. (set of 2) |
| 9 | 5102760X4 | 1 | SLIDE RAILS |
| 10 | 5103354X1 | 1 | SEAT BACK COVER, SEAT 2012 |
| 11 | 5103354X2 | 1 | SEAT COVER |
| 12 | 5102760X3 | 1 | Arm Rest Asm. (set of 2) |
| 13 | 5102760X4 | 1 | SLIDE RAILS |
| 14 | 5104681X1 | 1 | BACK, COVER, CI3 SEAT |
| 15 | 5104681X2 | 1 | CUSHION COVER, CI3 SEAT |
| 16 | 5104681X3 | 1 | LEFT AND RIGHT HAND ARM ASSEMBLIES, CI3 SEAT |
| 17 | 5104681X4 | 1 | ARM PAD, C13 SEAT |
| 18 | 5104681X5 | 1 | TRACK KIT, CI3 SEAT |
| 19 | 84006015 | 1 | CUSHION, Back |
| 20 | 5108188X1 | 1 | CUSHION COVER FOR CI3 |
| 21 | 5108188X1 | 1 | CUSHION COVER FOR CI3 |
| 22 | 5108190X1 | 1 | ARM PAD ASSEMBLY |
| 23 | 5104681X5 | 1 | TRACK KIT, CI3 SEAT |

Steering & Suspension Group

Note: Unless noted otherwise, use the standard torque specifications

Mfg. No: 5902106

5300534



Steering & Suspension Group

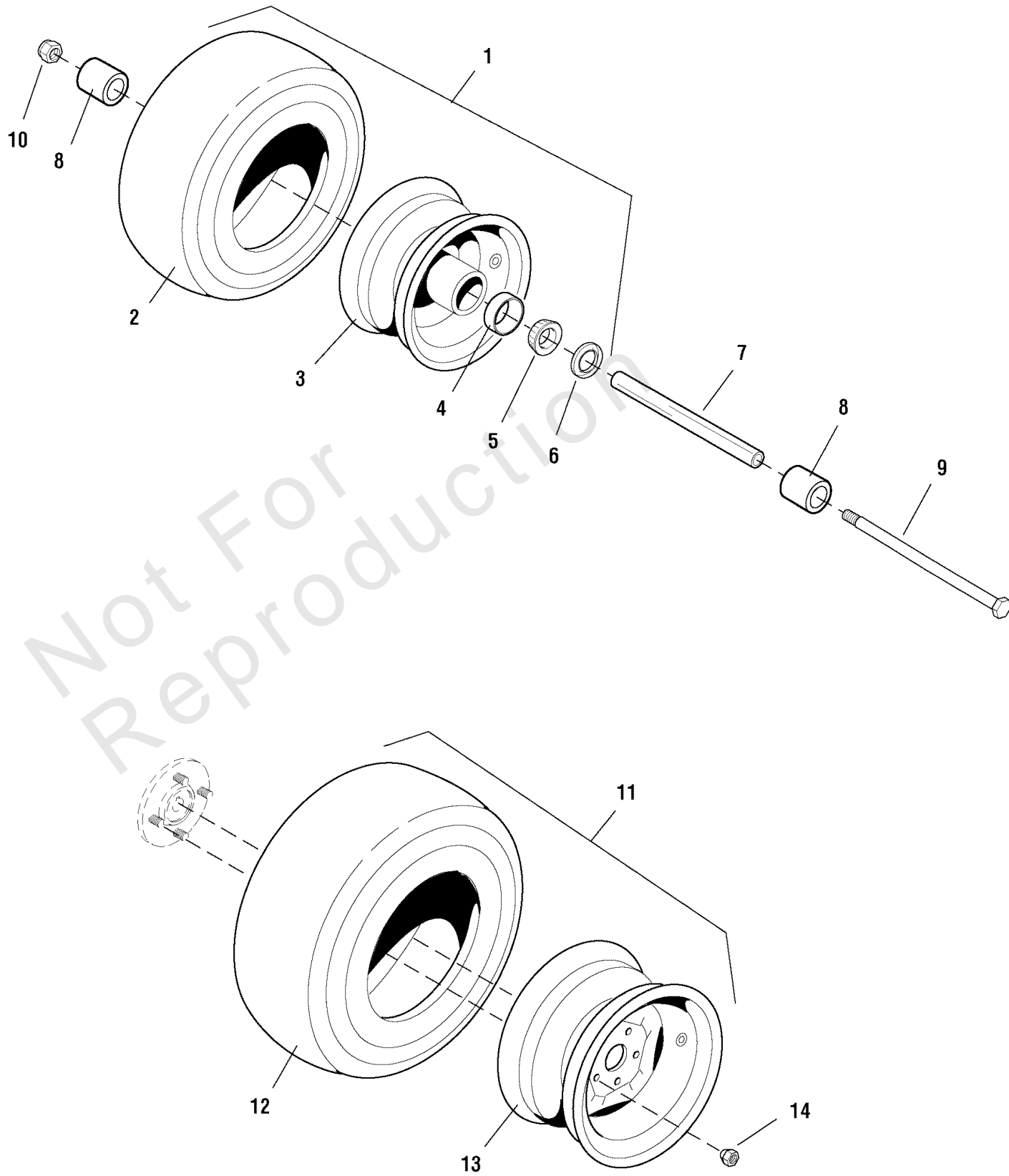
| REF NO | PART NO | QTY | DESCRIPTION |
|--------|------------|-----|----------------------------------|
| 1 | 5100838 | 1 | SEAL, 1.983" X 1.500 X .188 |
| 2 | 5020095 | 2 | GREASE FITTING, 1/4-28 STRAIGHT |
| 3 | 5021541 | 2 | BUSHING, FLANGE |
| 4 | 5025281 | 2 | WASHER, 5/8" SAE |
| 5 | 5025019X24 | 1 | BOLT, 5/8-11 x 3" GD5 CZ |
| 6 | 5025282 | 1 | NUT, 5/8-11 HEX JAM NYLON LOCK |
| 7 | 5025155 | 2 | WASHER, 5/16" SAE |
| 8 | 5025392 | 2 | NUT, 5/16-18 HEX NYLOCK FLANGE |
| 9 | 5025011X6 | 2 | BOLT, 5/16-18 X 3/4 GD5 |
| 10 | 5020602 | 1 | COLLAR, 1" SPLIT |
| 11 | 5025013X12 | 1 | BOLT, 3/8-16 X 1-1/2" GD5 CZ |
| 12 | 5025096 | 1 | NUT, 3/8-16 HEX NYLON LOCK |
| 13 | 5025013X28 | 1 | BOLT, 3/8-16 X 3-1/2" GD5 CZ |
| 14 | 5025013X36 | 1 | BOLT, 3/8-16 X 4-1/2" GD5 CZ |
| 15 | 5025165 | 4 | WASHER, 3/8" FENDER |
| 16 | 5025394 | 2 | NUT, 3/8-16 HEX NYLOCK FLANGE |
| 17 | 5025018X14 | 2 | BOLT, 1/2-20 X 1-3/4" GD8 CZ |
| 18 | 5025173 | 2 | WASHER, 1/2" SPLIT LOCK |
| 19 | 5025018X10 | 4 | BOLT, 1/2-20 X 1-1/4" GD5 CZ |
| 20 | 5020823 | 2 | BUSHING, FLANGE, 3/4 X 1 |
| 21 | 5025160 | 2 | WASHER, 3/4 SAE |
| 22 | 5025203X10 | 1 | PIN, COTTER, 1/8 X 1-1/4 |
| 23 | 5021882 | 4 | BEARING, ROLLER, 5/8" ID |
| 24 | 5043652 | 1 | WASHER, .64 X 3.00 X .14 |
| 25 | 5044627B | 1 | MOUNT, CHAIN ROLLER |
| 26 | 5402373B | 1 | WELD, STEERING HANDLE - RED |
| 27 | 5023383 | 1 | SHOCK, SUSPENSION |
| 28 | 5025104 | 1 | NUT, 3/4-16 HEX SLOTTED |
| 29 | 5100839 | 2 | BEARING, TAPER ROLLER, 1.1417 |
| 30 | 5401698B | 1 | WELD, SWING ARM - RED |
| 31 | 5042087 | 1 | STEERING SHAFT WELDMENT |
| 32 | 5100564 | 1 | SPACER, 1.00 X 9.32 - TAPPED |
| 33 | 5100563 | 1 | SPACER, .39 X 1.00 X 1.13 |
| 34 | 5401696B | 1 | WELD, MOUNT, STEERING TIRE - RED |
| 35 | 5100840 | 1 | HUB ASSEMBLY |
| 36 | 5021073 | 1 | CAP, DUST |
| 37 | 5020837 | 2 | GRIP, FOAM 1" ID X 7.75" LONG |
| 38 | 5010674 | 6 | CHAIN, LINK CONNECTOR #40 |
| 39 | 5010673X33 | 2 | #40 CHAIN 33 LINKS |
| 40 | 5042090 | 2 | ASSEMBLY, TURNBUCKLE |
| 41 | 5010673X43 | 1 | #40 CHAIN, 43 LINK |
| 42 | 5022853 | 1 | WRENCH, SPANNER, CZ |

Wheel & Tire Group

Note: Unless noted otherwise, use the standard torque specifications

Mfg. No: 5902106

5300546



Wheel & Tire Group

| REF NO | PART NO | QTY | DESCRIPTION |
|--------|------------|-----|-------------------------------------|
| 1 | 5021150S | 1 | TIRE, 18 X 7.5 X 8 4 PLY |
| 2 | 5021215 | 1 | TIRE REAR, 18 X 7.5 X 8, RUBBER |
| 3 | 5021216S | 1 | WHEEL ASSEMBLY, 8 X 3.75, SILVER |
| 4 | 5020883 | 2 | BEARING CUP |
| 5 | 5020884 | 2 | BEARING, TAPERED ROLLER |
| 6 | 5020885 | 2 | GREASE SEAL |
| 7 | 5042314 | 1 | STEERING TIRE AXLE |
| 8 | 5042315 | 2 | SPACER, 1.01 X 1.25 X 2.06 |
| 9 | 5025019X76 | 1 | BOLT, 5/8-11 X 9-1/2", GD5 PLN |
| 10 | 5025103 | 1 | NUT, 5/8-11 HEX SIDE LOCK |
| 11 | 5100674 | 2 | TIRE, 22 X 10 X 10 ASSEMBLY # 37809 |
| 12 | 5100006X1 | 1 | TIRE, 22 X 10 X 10, RUBBER |
| 13 | 5100674X2 | 1 | WHEEL ASSEMBLY, SILVER |
| 14 | 5020601 | 10 | NUT, 1/2-20, FOR WHEEL BOLT SILVER |

Not For Reproduction

Hardware Identification & Torque Specifications

| Torque Specification Chart | | | | | | | | |
|--|-----------|------|-----------|------|------------|------|------------|------|
| FOR STANDARD METRIC MACHINE HARDWARE (Tolerance ± 20%) | | | | | | | | |
| Property Class | 5.6 | | 8.8 | | 10.9 | | 12.9 | |
| | Class 5.6 | | Class 8.8 | | Class 10.9 | | Class 12.9 | |
| Size Of Hardware | in/lbs | Nm. | in/lbs | Nm. | in/lbs | Nm. | in/lbs | Nm. |
| | ft/lbs | | ft/lbs | | ft/lbs | | ft/lbs | |
| M3 | 5.88 | .56 | 13.44 | 1.28 | 19.2 | 1.80 | 22.92 | 2.15 |
| M4 | 13.44 | 1.28 | 30.72 | 2.90 | 43.44 | 4.10 | 52.56 | 4.95 |
| M5 | 26.4 | 2.50 | 60.96 | 5.75 | 5.97 | 8.10 | 7.15 | 9.7 |
| M6 | 44.64 | 4.3 | 7.3 | 9.9 | 10.3 | 14 | 12.1 | 16.5 |
| M7 | 5.2 | 7.1 | 12.1 | 16.5 | 16.9 | 23 | 19.9 | 27 |
| M8 | 7.7 | 10.5 | 17.7 | 24 | 25 | 34 | 29 | 40 |
| M10 | 15 | 21 | 35 | 48 | 50 | 67 | 59 | 81 |
| M12 | 26 | 36 | 61 | 83 | 86.2 | 117 | 103 | 140 |
| M14 | 42 | 58 | 101 | 132 | 136 | 185 | 162 | 220 |
| M16 | 64 | 88 | 147 | 200 | 210 | 285 | 250 | 340 |
| M18 | 89 | 121 | 202 | 275 | 287 | 390 | 346 | 470 |
| M20 | 126 | 171 | 290 | 390 | 405 | 550 | 486 | 660 |
| M22 | 169 | 230 | 390 | 530 | 559 | 745 | 656 | 890 |
| M24 | 217 | 295 | 497 | 375 | 708 | 960 | 840 | 1140 |
| M27 | 320 | 435 | 733 | 995 | 1032 | 1400 | 1239 | 1680 |
| M30 | 435 | 590 | 995 | 1350 | 1401 | 1900 | 1681 | 2280 |
| M33 | 590 | 800 | 1349 | 1830 | 1902 | 2580 | 2278 | 3090 |
| M36 | 759 | 1030 | 1740 | 2360 | 2441 | 3310 | 2935 | 3980 |
| M39 | 988 | 1340 | 2249 | 3050 | 3163 | 4290 | 3798 | 5150 |

| Torque Specification Chart | | | | | | |
|---|-------------|-------|-------------|-------|-------------|---------|
| FOR STANDARD MACHINE HARDWARE (Tolerance ± 20%) | | | | | | |
| Hardware Grade | No Marks | | SAE Grade 5 | | SAE Grade 8 | |
| | SAE Grade 2 | | SAE Grade 5 | | SAE Grade 8 | |
| Size Of Hardware | in/lbs | Nm. | in/lbs | Nm. | in/lbs | Nm. |
| | ft/lbs | | ft/lbs | | ft/lbs | |
| 8-32 | 19 | 2.1 | 30 | 3.4 | 41 | 4.6 |
| 8-36 | 20 | 2.3 | 31 | 3.5 | 43 | 4.9 |
| 10-24 | 27 | 3.1 | 43 | 4.9 | 60 | 6.8 |
| 10-32 | 31 | 3.5 | 49 | 5.5 | 68 | 7.7 |
| 1/4-20 | 66 | 7.6 | 8 | 10.9 | 12 | 16.3 |
| 1/4-28 | 76 | 8.6 | 10 | 13.6 | 14 | 19.0 |
| 5/16-18 | 11 | 15.0 | 17 | 23.1 | 25 | 34.0 |
| 5/16-24 | 12 | 16.3 | 19 | 25.8 | 29 | 34.0 |
| 3/8-16 | 20 | 27.2 | 30 | 40.8 | 45 | 61.2 |
| 3/8-24 | 23 | 31.3 | 35 | 47.6 | 50 | 68.0 |
| 7/16-14 | 30 | 40.8 | 50 | 68.0 | 70 | 95.2 |
| 7/16-20 | 35 | 47.6 | 55 | 74.8 | 80 | 108.8 |
| 1/2-13 | 50 | 68.0 | 75 | 102.0 | 110 | 149.6 |
| 1/2-20 | 55 | 74.8 | 90 | 122.4 | 120 | 163.2 |
| 9/16-12 | 65 | 88.4 | 110 | 149.6 | 150 | 204.0 |
| 9/16-18 | 75 | 102.0 | 120 | 163.2 | 170 | 231.2 |
| 5/8-11 | 90 | 122.4 | 150 | 204.0 | 220 | 299.2 |
| 5/8-18 | 100 | 136 | 180 | 244.8 | 240 | 326.4 |
| 3/4-10 | 160 | 217.6 | 260 | 353.6 | 386 | 525.0 |
| 3/4-16 | 180 | 244.8 | 300 | 408.0 | 420 | 571.2 |
| 7/8-9 | 140 | 190.4 | 400 | 544.0 | 600 | 816.0 |
| 7/8-14 | 155 | 210.8 | 440 | 598.4 | 660 | 897.6 |
| 1-8 | 220 | 299.2 | 580 | 788.8 | 900 | 1,244.0 |
| 1-12 | 240 | 326.4 | 640 | 870.4 | 1,000 | 1,360.0 |

The guides and ruler furnished below are designed to help you select the appropriate hardware.

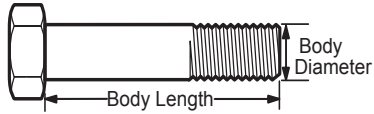


Nut, M8

Thread Diameter (mm)

Inside Diameter (in) Threads per inch

Nut, 1/2-16



Screw, M8- 1.25 x 25

Thread Diameter (mm) Distance between threads (mm) Body Length (mm)

Body Diameter Threads per inch Body Length (in)

Screw, 1/2- 16 x 2



Standard Hardware Sizing

When a washer or nut is identified as 1/2" (M8), this is the *Nominal size*, meaning the *inside diameter* is 1/2 inch (8mm metric thread diameter); if a second number is present it represents the *threads per inch* (distance between threads).

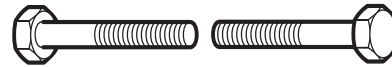
When bolt or capscrew is identified as 1/2 - 16 x 2" (M8 - 1.25 x 50), this means the *Nominal size*, or body diameter is 1/2 inch (8mm metric thread diameter), the second number, 16, represents the *threads per inch*, (*distance between threads*). The final number is the body length of the bolt or screw, 2 inches (50mm).

NOTES

- These torque values are to be used for all hardware excluding: locknuts, self-tapping screws, thread forming screws, sheet metal screws and socket head setscrews.
- Recommended seating torque values for locknuts:
 - for prevailing torque locknuts - use 65% of grade 5 torques.
 - for flange whizlock nuts and screws - use 135% of grade 5 torques.
- Unless otherwise noted on assembly drawings, all torque values must meet this specification.

Common Hardware Types

Hex Head Capscrew



Washer



Carriage Bolt



Hex Nut

Wrench & Fastener Size Guide

| | | | | |
|----------------------------------|----------------------------------|----------------------------------|--|---------------------------------|
| | | | | |
| 1/4" Bolt or Nut Wrench—7/16" | 5/16" Bolt or Nut Wrench—1/2" | 3/8" Bolt or Nut Wrench—9/16" | 7/16" Bolt or Nut Wrench (Bolt)—5/8" Wrench (Nut)—11/16" | 1/2" Bolt or Nut Wrench—3/4" |
| M6 Bolt or Nut Wrench—10mm | M8 Bolt or Nut Wrench—13mm | M10 Bolt or Nut Wrench—17mm | M12 Bolt or Nut Wrench—19mm | M14 Bolt or Nut Wrench—22mm |

