

# Parts Manual

Mfg. No: 5901948  
SRS Z2 Series w/ 52" Mower Deck  
(SRSZ2BVE2852)

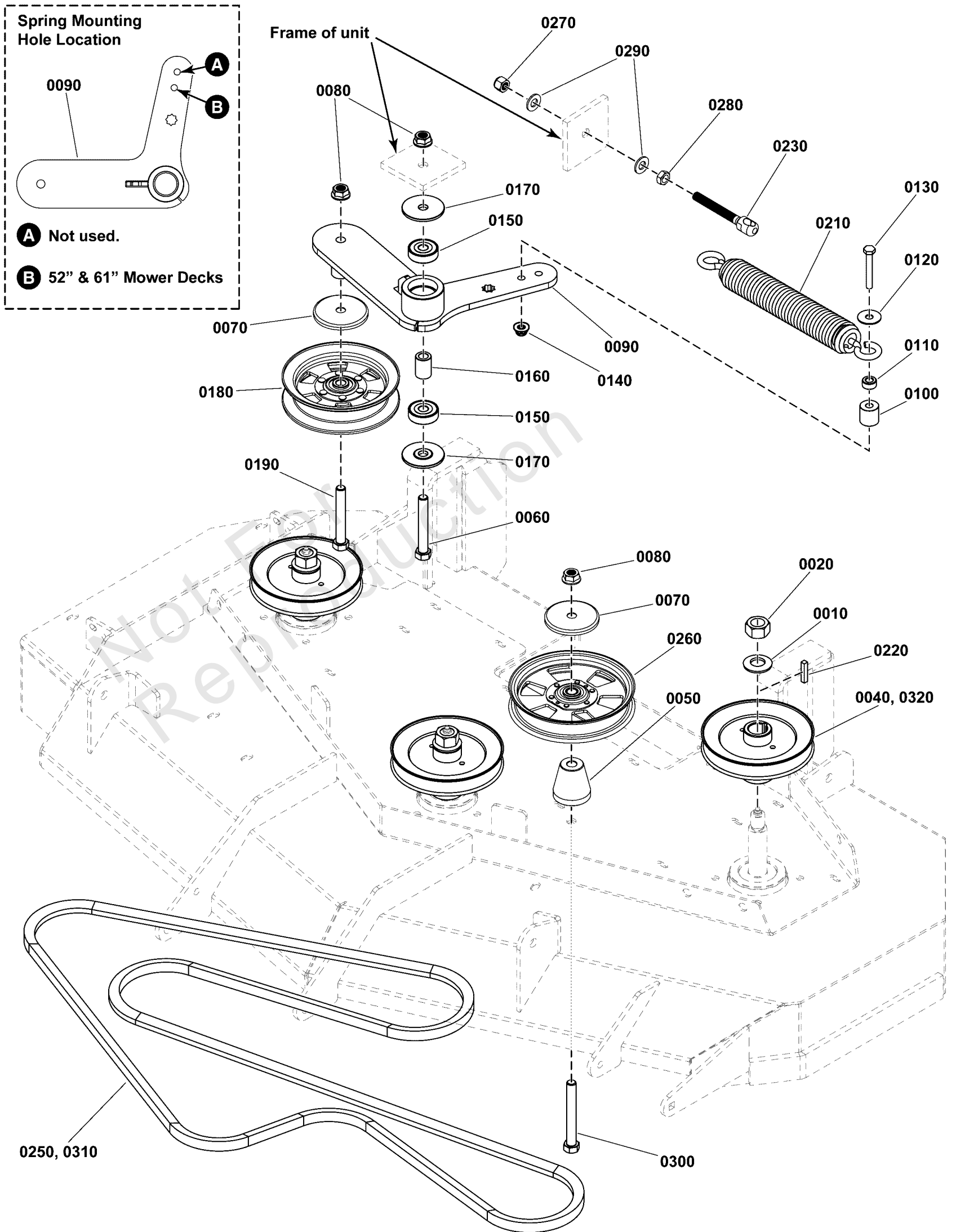


| <b>Model Components</b>  | <b>Page</b> |
|--|-------------|
| 52" & 61" Mower Deck Group - Pulleys, Belts, and Idler Arm.....    | 4           |
| 52" Mower Deck - Housing, Covers, Spindles & Blades.....           | 6           |
| 52" Mower Deck - Rollers.....                                      | 8           |
| Decal Group - Brand and Model.....                                 | 10          |
| Decal Group - Safety & Operation.....                              | 12          |
| Deck Lift Group.....   | 14          |
| Deck Lift Group - Deck Timing Plates.....                          | 18          |
| Electrical Group.....  | 20          |
| Electrical Schematic - Charging Circuit.....                       | 22          |
| Electrical Schematic - Cranking Circuit.....                       | 24          |
| Electrical Schematic - Ignition Grounding Circuit.....             | 26          |
| Electrical Schematic - PTO Op. Pres. Circuit.....                  | 28          |
| Engine & PTO Group - Briggs & Stratton EFI (Remote Oil Tank).....  | 30          |
| Engine Remote Oil Tank, Hoses, & Mount Group.....                  | 32          |
| Fuel Tank & Mount, Fuel Supply, and Evap Group.....                | 34          |
| Hydraulic Group.....   | 36          |
| Hydraulic Group - Hoses & Loom.....                                | 38          |
| Hydraulic Group - Transaxle Service Valve.....                     | 40          |
| Instrument Control Panel Group.....                                | 42          |
| Main Frame Group.....  | 44          |
| Motion Control Group.....  | 48          |
| Neutral Lockout Group.....   | 50          |
| Operator Compartment Group.....                                    | 52          |
| Parking Brake Group.....   | 54          |
| Transaxle Drive Group.....   | 56          |
| Transaxle SERVICE Parts - Hydro-Gear ZT3800 (5108073_5108072)..... | 58          |
| Wheel and Tire Group.....  | 62          |
| Torque Specification Chart.....                                    | 64          |

# 52" & 61" Mower Deck Group - Pulleys, Belts, and Idler Arm

Note: Unless noted otherwise, use the standard torque specifications

Mfg. No: 5901948



## 52" & 61" Mower Deck Group - Pulleys, Belts, and Idler Arm

| REF NO | PART NO    | QTY | DESCRIPTION   |
|--------|------------|-----|---|
| 0010   | 5025406    | 3   | WASHER, 3/4 BELLEVILLE CL/ZC                              |
| 0020   | 5025405    | 3   | NUT, 3/4-16 Hex   |
| 0040   | 5104679    | 3   | PULLEY, A/B SEC, 7.032 OB, SPECIAL HUB<br>-(61" Models)   |
| 0050   | 5105523    | 1   | SPACER, .515 X 1.25 X 2.06, CZ                            |
| 0060   | 5025017X32 | 1   | BOLT, 1/2-13 X 4" GD5 CZ                                  |
| 0070   | 5105145    | 2   | SHIELD, BEARING, 1/2 ID X 2-7/8 OD, CZ                    |
| 0080   | 5025396    | 3   | NUT, Hex Flange, Nylock, 1/2-13                           |
| 0090   | 5413996AA  | 1   | WELD, IDLER ARM, 52" DECK, STAND ON - BLK                 |
| 0100   | 5100896    | 1   | SPACER, .390 X 1.00 X 1.00 - YZ                           |
| 0110   | 5044933    | 1   | SPACER, .39 X .75 X .38, PM, CZ                           |
| 0120   | 5025165    | 1   | WASHER, 3/8" Fender                                       |
| 0130   | 5025013X18 | 1   | BOLT, 3/8-16 X 2-1/4" GD5 CZ                              |
| 0140   | 5025394    | 1   | NUT, 3/8 - 16 HEX NYLOCK FLANGE                           |
| 0150   | 5104383    | 2   | BEARING, 6203-1/2", SEALED                                |
| 0160   | 5104456    | 1   | SPACER, .51 X .84 X 1.22, PM, CZ                          |
| 0170   | 5104379    | 2   | SPACER, IDLER ARM, 1/2 X 2.25                             |
| 0180   | 5104716    | 1   | PULLEY, IDLER, BACKSIDE, NOSEAM 6.25ODX.5ID               |
| 0190   | 5025017X28 | 1   | BOLT, 1/2-13 X 3-1/2, HEX HD, GD5, CZ (SV)                |
| 0210   | 5105092    | 1   | SPRING, 1.52" OD X 10.70" FL X .234" WIRE, BLK            |
| 0220   | 5050407X20 | 3   | KEY, 1/4 SQ X 2-1/2                                       |
| 0230   | 5105844    | 1   | SPRING PULLER, 1/2-20, 5.00                               |
| 0250   | 5104064    | 1   | BELT, 5V, 145.40"EL, LRG ARAMID, WRP, RC<br>-(61" Models) |
| 0260   | 5104717    | 1   | PULLEY, FLT IDLR, 6.0 X 1.0 X .50, CZ                     |
| 0270   | 5025098    | 1   | NUT, Hex, Nylon Lock, 1/2-20                              |
| 0280   | 5025089    | 1   | NUT, 1/2-20 Hex Jam                                       |
| 0290   | 5025158    | 2   | WASHER, 1/2 SAE   |
| 0300   | 5025017X36 | 1   | BOLT, 1/2-13 X 4-1/2" GD5 YZ                              |
| 0310   | 5104378    | 1   | BELT, B-SEC, 129"EL, ARAMID, WRAPED<br>-(52" Models)      |
| 0320   | 5104540    | 3   | PULLEY, A-SEC, 5.926" OB, SPECIAL HUB<br>-(52" Models)    |



## 52" Mower Deck - Housing, Covers, Spindles & Blades

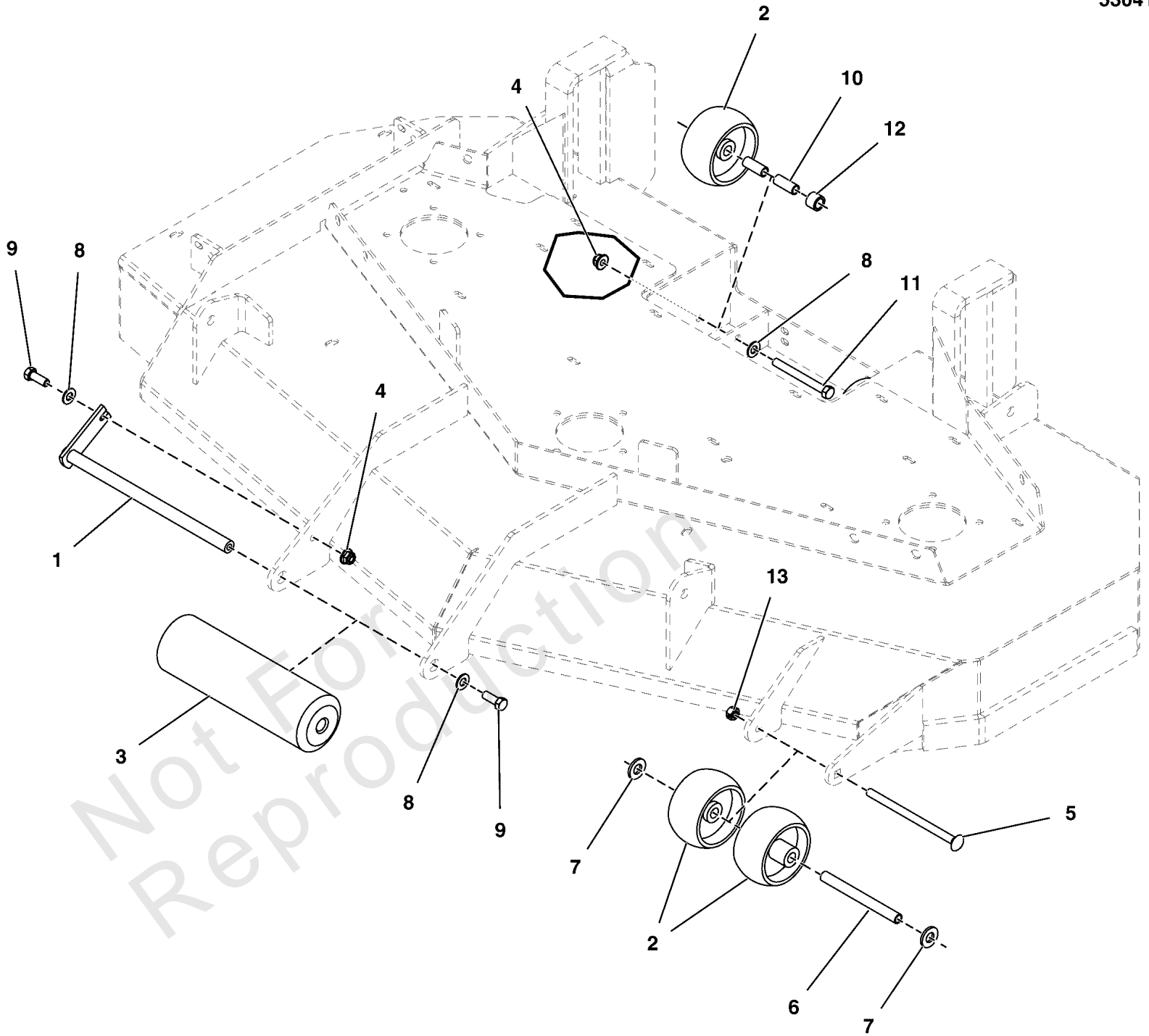
| REF NO | PART NO    | QTY | DESCRIPTION   |
|--------|------------|-----|---|
| 1      | 5600887    | 1   | DECK SHELL W/ DECALS, 52, SRSZ2-DOM<br>-(5413861B)(S/N: 4001542418 and below)         |
| 1      | 5601319    |     | DECK SHELL W/ DECALS, 52, SRSZ2, (5422061B)<br>-(5421061B)(S/N: 4001542419 and above) |
| 2      | 5061096    | 3   | SPINDLE ASSM, ALUMINUM, LONG SHAFT  |
| 3      | 5101756S   | 1   | BLADE, 18 X .25 X 2.5, 1 X 3.5 (SET OF THREE)<br>-(SET OF THREE BLADES)               |
| 4      | 5102015    | 1   | FLAP, STRIPER, 61" DECK, IS3100, S200X  |
| 5      | 5405238A   | 1   | PLATE, SUPPORT - BLKV   |
| 6      | 5022308    | 6   | BODY CLIP, 5/16-18-7GA MATERIAL   |
| 7      | 5405557A   | 1   | PLATE, DEFLECTOR, 52 DECK - BLK   |
| 8      | 5025145X6  | 2   | BOLT, 5/16-18 X 3/4, CARRIAGE, GD5, CZ  |
| 9      | 5025390X12 | 12  | BOLT, 3/8-16 X 1-1/2, FLANGE, GD 5, CZ  |
| 10     | 5025477    | 3   | WASHER, BLADE BOLT, 9/16" F436, CZ  |
| 11     | 5025320X14 | 3   | BOLT, 5/8-11 X 1-3/4 GD8  |
| 12     | 5413400A   | 1   | WELD, MOUNT, DISCHARGE CHUTE - BLK  |
| 13     | 5413398A   | 1   | SUPPORT, DISCHARGE CHUTE - BLK  |
| 14     | 84011105   | 1   | CHUTE, Discharge<br>-(5104442)  |
| 15     | 5061300    | 1   | ROD, MOUNT, CHUTE, 61, CZ   |
| 16     | 5025155    | 14  | WASHER, 5/16" SAE   |
| 17     | 5025045    | 2   | NUT, 5/16-24 HEX NYLON LOCK   |
| 18     | 5025146X12 | 3   | BOLT, 3/8-16 X 1-1/2, CARRIAGE, GD5, CZ   |
| 19     | 5025394    | 15  | NUT, 3/8 - 16 HEX NYLOCK FLANGE   |
| 20     | 5025011X8  | 12  | BOLT, 5/16-18 X 1" GRD5 YZ  |
| 21     | 5025392    | 9   | NUT, 5/16-18 HEX NYLOCK FLANGE NUT  |
| 22     | 5025011X6  | 1   | BOLT, 5/16-18 X 3/4 GD5   |
| 23     | 5025498    | 2   | 5/16" PUSH-ON NUT RETAINER, STL, CZ   |
| 24     | 5419925B   | 1   | GUARD, DECK, 52 - LH - RED  |
| 25     | 5419926B   | 1   | GUARD, DECK, 52 - RH - RED  |

# 52" Mower Deck - Rollers

Note: Unless noted otherwise, use the standard torque specifications

Mfg. No: 5901948

5304171





## 52" Mower Deck - Rollers


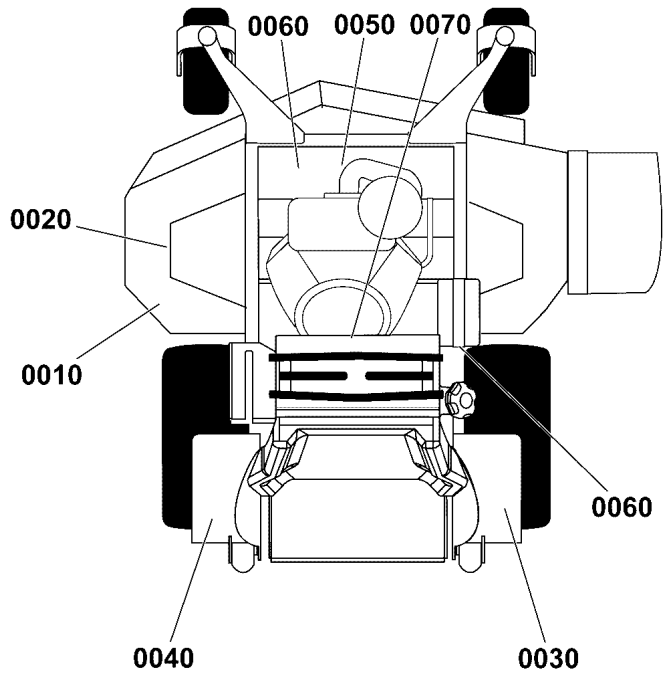
| REF NO | PART NO    | QTY | DESCRIPTION                            |
|--------|------------|-----|--|
| 1      | 5105755    | 1   | PIN, ROLLER, CZ                        |
| 2      | 1714760    | 4   | WHEEL- 2.00 WIDE 3.88 DIA 0.531ID POLY |
| 3      | 5020785    | 1   | ROLLER, DECK                           |
| 4      | 5025394    | 3   | NUT, 3/8-16 HEX NYLOCK FLANGE          |
| 5      | 5025146X48 | 1   | BOLT, 3/8-16 X 6, CARRIAGE, GD5, CZ    |
| 6      | 5046586    | 1   | SPACER, .38 X .50 X 5.06, CZ           |
| 7      | 5025440    | 2   | WASHER, 1/2 GD9 CZ                     |
| 8      | 5025156    | 4   | WASHER, 3/8 SAE                        |
| 9      | 5025013X8  | 2   | BOLT, 3/8-16 X 1" GD5 CZ               |
| 10     | 5041931    | 4   | SPACER, .38 X .50 X 1.25, CZ           |
| 11     | 5025013X28 | 2   | BOLT, 3/8-16 X 3-1/2" GD5 CZ           |
| 12     | 5047027    | 2   | SPACER, .51 X .75 X .56, PM, CZ        |
| 13     | 5025100    | 1   | NUT, 3/8-16 HEX SIDE LOCK              |

Not For Reproduction

**Decal Group - Brand and Model**

Note: Unless noted otherwise, use the standard torque specifications

Mfg. No: 5901948



### *Decal Group - Brand and Model*

| REF NO | PART NO  | QTY | DESCRIPTION                   |
|--------|----------|-----|-------------------------------|
| 0010   | 5102210  | 1   | DECAL, iCD CUTTING SYSTEM     |
| 0020   | 5022812  | 1   | DECAL, 52                     |
| 0030   | 84008402 | 1   | DECAL, Model, Right Hand      |
| 0040   | 84008403 | 1   | DECAL, Model, Left Hand       |
| 0050   | 5104724  | 1   | DECAL, FERRIS LOGO, MEDIUM    |
| 0060   | 5104725  | 2   | DECAL, MODEL, Z2              |
| 0070   | 5103799  | 1   | DECAL, FERRIS, 2.23" X 11.39" |

Not For Reproduction



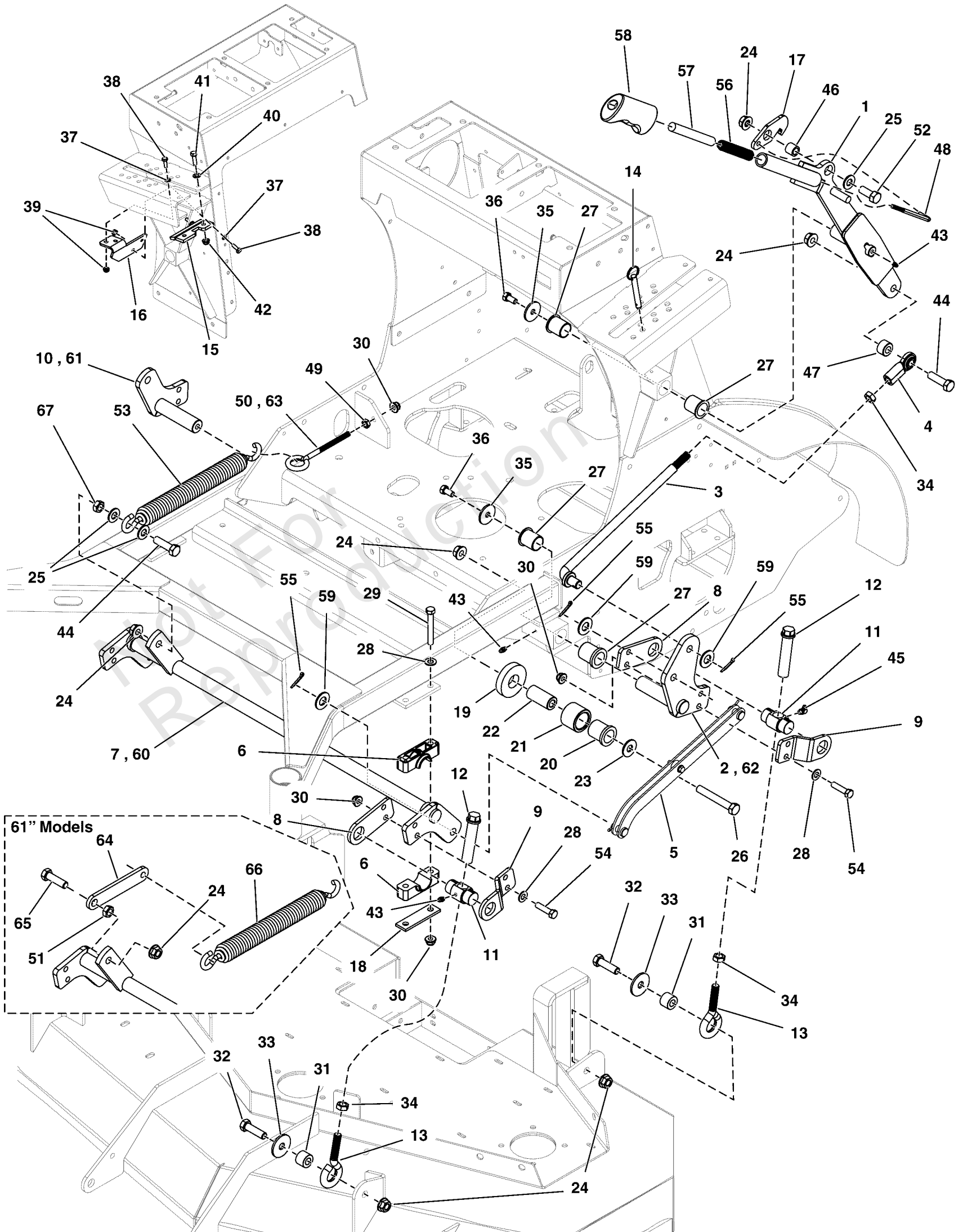
## Decal Group - Safety & Operation

| REF NO | PART NO   | QTY | DESCRIPTION  |
|--------|-----------|-----|--|
| 1      | 5108214FS | 1   | DECAL, CUTTING HEIGHT  |
| 2      | 84008405  | 1   | DECAL, Controls  |
| 3      | 84008378  | 1   | DECAL, Danger  |
| 4      | 5104269FS | 1   | DECAL<br>-(Located on tower underneath deck lift box.)                 |
| 5      | 5108757FS | 1   | DECAL<br>-(Located on battery box mount.)                              |
| 6      | 5104268FS | 2   | DECAL, INSTRUCTION<br>-(Located by transmission release levers.)       |
| 7      | 5103184YP | 2   | DECAL, WARNING, ENG<br>-(Located on engine deck by transmission fans.) |
| 8      | 84007896  | 2   | DECAL, Danger, Cut Hand/Foot   |
| 9      | 5061245SM | 1   | DECAL, PINCH POINT   |
| 10     | 5109418FS | 1   | DECAL, WARNING/SAFETY  |
| 11     | 5105181FS | 1   | DECAL, BELT & BLADE  |
| 12     | 84003293  | 1   | LABEL<br>-(Models w/ Remote Oil Tank Only)                             |
| 13     | 5108042FS | 1   | DECAL, CUTTING HEIGHT  |
| 14     | 84008379  | 1   | DECAL, Warning/Safety  |
| 15     | 5048970SM | 1   | DECAL, Ignition Switch   |
| 16     | 84008406  | 1   | DECAL, Controls  |

# Deck Lift Group

Note: Unless noted otherwise, use the standard torque specifications

Mfg. No: 5901948



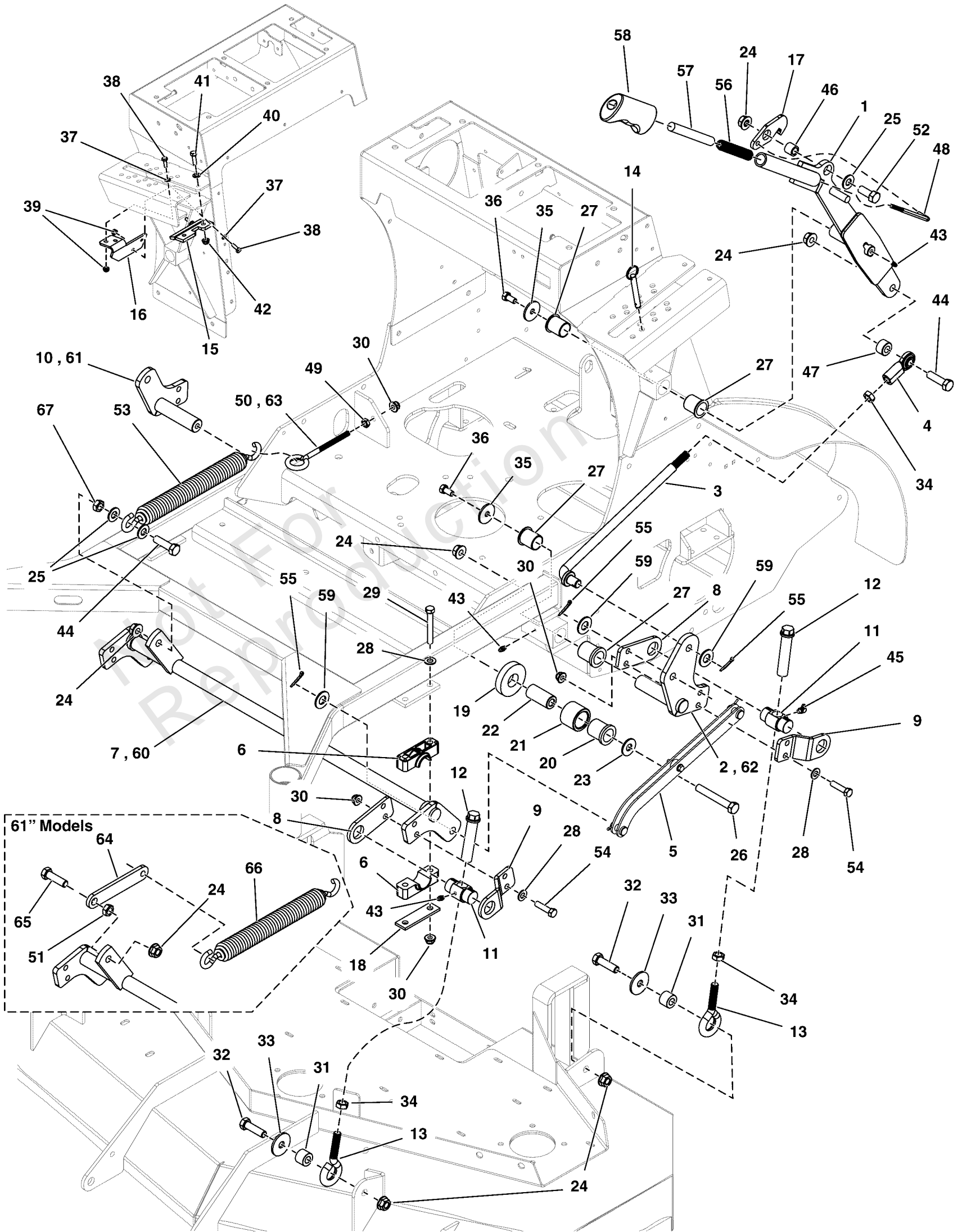
## Deck Lift Group

| REF NO | PART NO    | QTY | DESCRIPTION  |
|--------|------------|-----|--|
| 1      | 5413616A   | 1   | WELD, DECK LIFT, STAND ON - BLK                            |
| 2      | 5413614A   | 1   | WELD, REAR DECK LIFT PIVOT, LH - BLK<br>-(52" Models Only) |
| 3      | 5104547    | 1   | ROD, MAIN DECK LIFT, STAND-ON                              |
| 4      | 1702779    | 1   | JOINT-BALL .500-20 THD .500ID, CLR ZINC                    |
| 5      | -----      | 1   | Refer to: Deck Lift Group - Deck Timing Plates             |
| 6      | 5100634    | 4   | PIVOT BLOCK, PLASTIC                                       |
| 7      | 5413613A   | 1   | WELD, SHAFT, DECK LIFT - BLK<br>-(52" Models Only)         |
| 8      | 5413900A   | 4   | BRACKET, INNER TRUNION MNT - BLK                           |
| 9      | 5413899A   | 4   | BRACKET, OUTER TRUNION MNT - BLK                           |
| 10     | 5414140A   | 1   | WELD, RH REAR PIVOT, STAND ON - BLK<br>-(52" Models Only)  |
| 11     | 5104238    | 4   | PIVOT, DECK LIFT TRUNION, GREASABLE                        |
| 12     | 5109915FS  | 4   | ADJUSTER, HEIGHT   |
| 13     | 5025579    | 4   | EYE BOLT, 1/2-20 X 4.25, 1.88THRD, 1EYE, CZ                |
| 14     | 5104610    | 1   | PIN, HITCH, 3/8" DIA X 2.5" EL, CZ                         |
| 15     | 5414171A   | 1   | PLATE, LATCH GUIDE - BLK                                   |
| 16     | 84008584   | 1   | PLATE, Support   |
| 17     | 5414040A   | 1   | PLATE, LATCH, PUSH BUTTON LIFT - BLK                       |
| 18     | 5403925A   | 2   | PLATE, PIVOT BLOCK SUPPORT - BLK                           |
| 19     | 5061010    | 2   | WASHER, FRICTION   |
| 20     | 5021541    | 2   | BUSHING, FLANGE  |
| 21     | 5100731    | 2   | ROLLER, DECK HEIGHT  |
| 22     | 5100732    | 2   | SPACER, .52 X 1.00 X 2.09 - SS                             |
| 23     | 5025150    | 2   | WASHER, 1/2" USSZ  |
| 24     | 5025396    | 9   | NUT, Hex Flange, Nylock, 1/2-13                            |
| 25     | 5025158    | 3   | WASHER, 1/2 SAE<br>-(Qty: 1 - 61" Models)                  |
| 26     | 5025017X26 | 2   | BOLT, 1/2-13 X 3-1/4, HEX HD, GD5, CZ (SV)                 |
| 27     | 5023343    | 6   | BUSHING, 1.00 X 1.13 X 1.38, Plastic                       |
| 28     | 5025156    | 12  | WASHER, 3/8 SAE  |
| 29     | 5025013X22 | 4   | BOLT, 3/8-16 X 2-3/4" GD5 CZ                               |
| 30     | 5025394    | 13  | NUT, 3/8 - 16 HEX NYLOCK FLANGE                            |
| 31     | 5045178    | 4   | SPACER, .52 X 1.00 X .75, CZ                               |
| 32     | 5025017X14 | 4   | BOLT, 1/2-13 X 1-3/4 GD5 CZ                                |
| 33     | 5103282    | 4   | WASHER, .52 X 1.75 X .14, CZ                               |
| 34     | 5025089    | 5   | NUT, 1/2-20 Hex Jam  |
| 35     | 5100548    | 3   | WASHER, .390 X 1.50 X .109, YZ                             |
| 36     | 5025443    | 3   | BOLT, 3/8-16 X 3/4, PLT W/PATCH                            |
| 37     | 5025154    | 4   | WASHER, 1/4 SAE  |
| 38     | 5025010X6  | 4   | BOLT, 1/4"-20 X 3/4" GD5 YZ                                |
| 39     | 5025391    | 4   | NUT, 1/4-20 Hex Nylock Flange                              |
| 40     | 5025155    | 2   | WASHER, 5/16" SAE  |
| 41     | 5025011X8  | 2   | BOLT, 5/16-18 X 1" GRD5 YZ                                 |
| 42     | 5025392    | 2   | NUT, 5/16-18 HEX NYLOCK FLANGE NUT                         |
| 43     | 5020095    | 5   | GREASE FITTING, 1/4-28 Straight                            |
| 44     | 5025017X18 | 2   | BOLT, 1/2-13 X 2-1/4" GD5 CZ<br>-(Qty: 1 - 61" Models)     |
| 45     | 5025447    | 2   | GREASE FITTING, 1/4-28 STRAIGHT, 90 DEGREE                 |
| 46     | 5048049    | 1   | SPACER, .50 X .75 X .66, CZ                                |
| 47     | 5101161    | 1   | SPACER, .52 X 1.00 X .63, YZ                               |
| 48     | 5105322    | 1   | ROD, DECK LIFT LATCH                                       |

# Deck Lift Group

Note: Unless noted otherwise, use the standard torque specifications

Mfg. No: 5901948





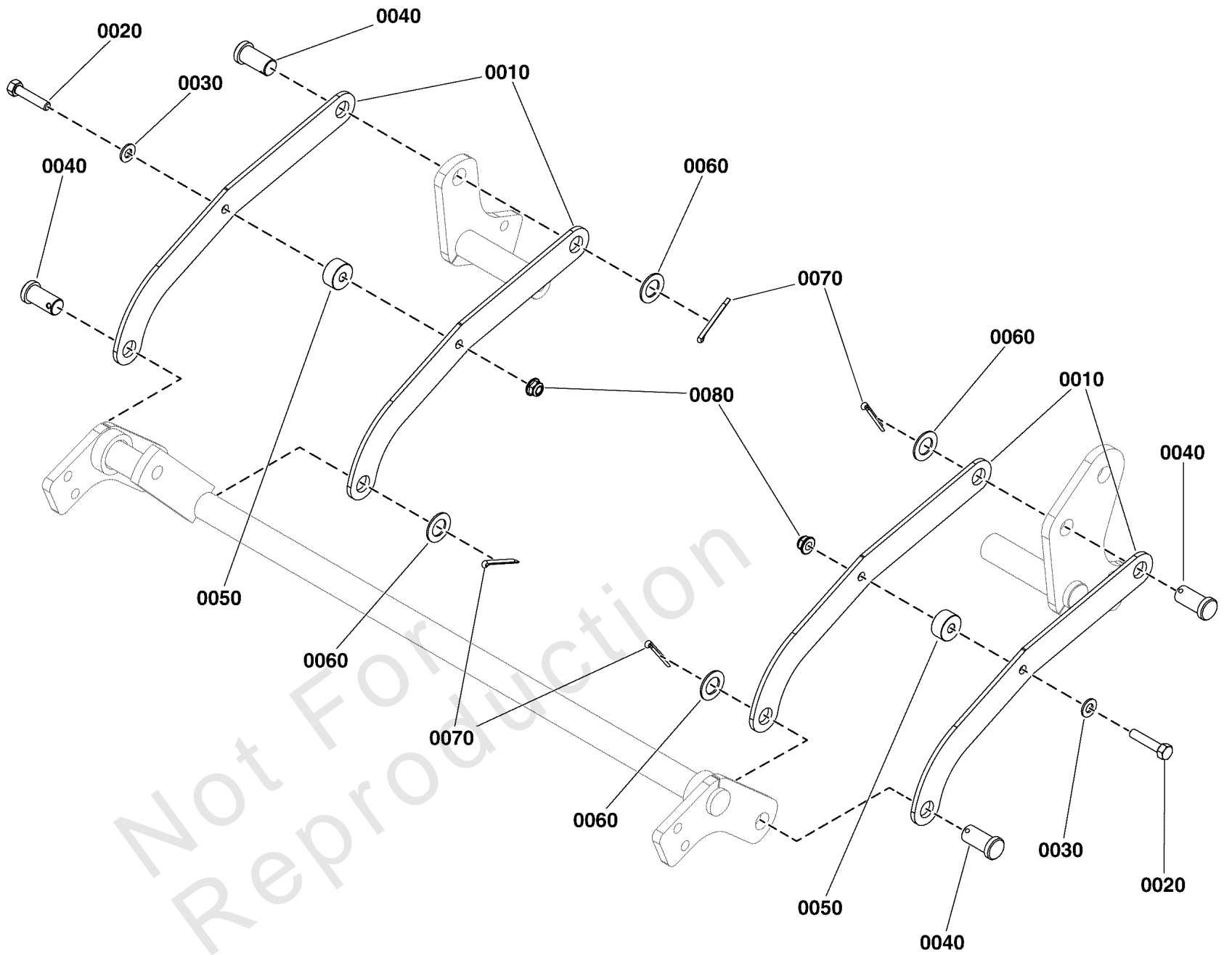
## Deck Lift Group

| REF NO | PART NO    | QTY | DESCRIPTION  |
|--------|------------|-----|--|
| 49     | 5025084    | 1   | NUT, 3/8-16 HEX JAM  |
| 50     | 5021812    | 1   | EYE BOLT, 3/8-16 X 6, 3THRD, 1EYE, CZ<br>-(52" Models Only)    |
| 51     | 5025301    | 1   | NUT, Hex, Jam, 1/2-13<br>-(52" Models Only)                    |
| 52     | 5025017X12 | 1   | BOLT, 1/2-13 X 1-1/2 GD5 CZ                                    |
| 53     | 5023392    | 1   | SPRING-EXT, 1.393 ODX13.25LGX.218WR, BLK<br>-(52" Models Only) |
| 54     | 5025013X12 | 8   | BOLT, 3/8-16 X 1-1/2" GD5 CZ                                   |
| 55     | 5025203X10 | 5   | PIN, COTTER, 1/8 X 1-1/4                                       |
| 56     | 1723321    | 1   | SPRING-COMP 0.715ODX 03.85 LG                                  |
| 57     | 5105323    | 1   | BUTTON, PUSH, DECK LIFT, THREADED                              |
| 58     | 1722291    | 1   | GRIP,LIFT LEVER  |
| 59     | 5025281    | 5   | WASHER, 5/8" SAE   |
| 60     | 5414297A   | 1   | WELD, SHAFT, DECK LIFT - BLK<br>-(61" Models Only)             |
| 61     | 5414294A   | 1   | WELD, RH REAR PIVOT, SRSZ2-61 - BLK<br>-(61" Models Only)      |
| 62     | 5414293A   | 1   | WELD, LH REAR PIVOT, SRSZ2-61 - BLK<br>-(61" Models Only)      |
| 63     | 5102118    | 1   | EYE BOLT, 3/8-16 X 6.88, 3THRD, 1EYE<br>-(61" Models Only)     |
| 64     | 5414724A   | 1   | PLATE, SPRING LINK, SRS Z2, 61 - BLK<br>-(61" Models Only)     |
| 65     | 5025017X16 | 1   | BOLT, 1/2-13 X 2" GD5 CZ<br>-(61" Models Only)                 |
| 66     | 5104166    | 1   | SPRING, EXT, 1.5ODX12.25X.234WIRE BLK<br>-(61" Models Only)    |
| 67     | 5025038    | 1   | NUT, 1/2-13 HEX, YZ<br>-(52" Models Only)                      |

# Deck Lift Group - Deck Timing Plates

Note: Unless noted otherwise, use the standard torque specifications

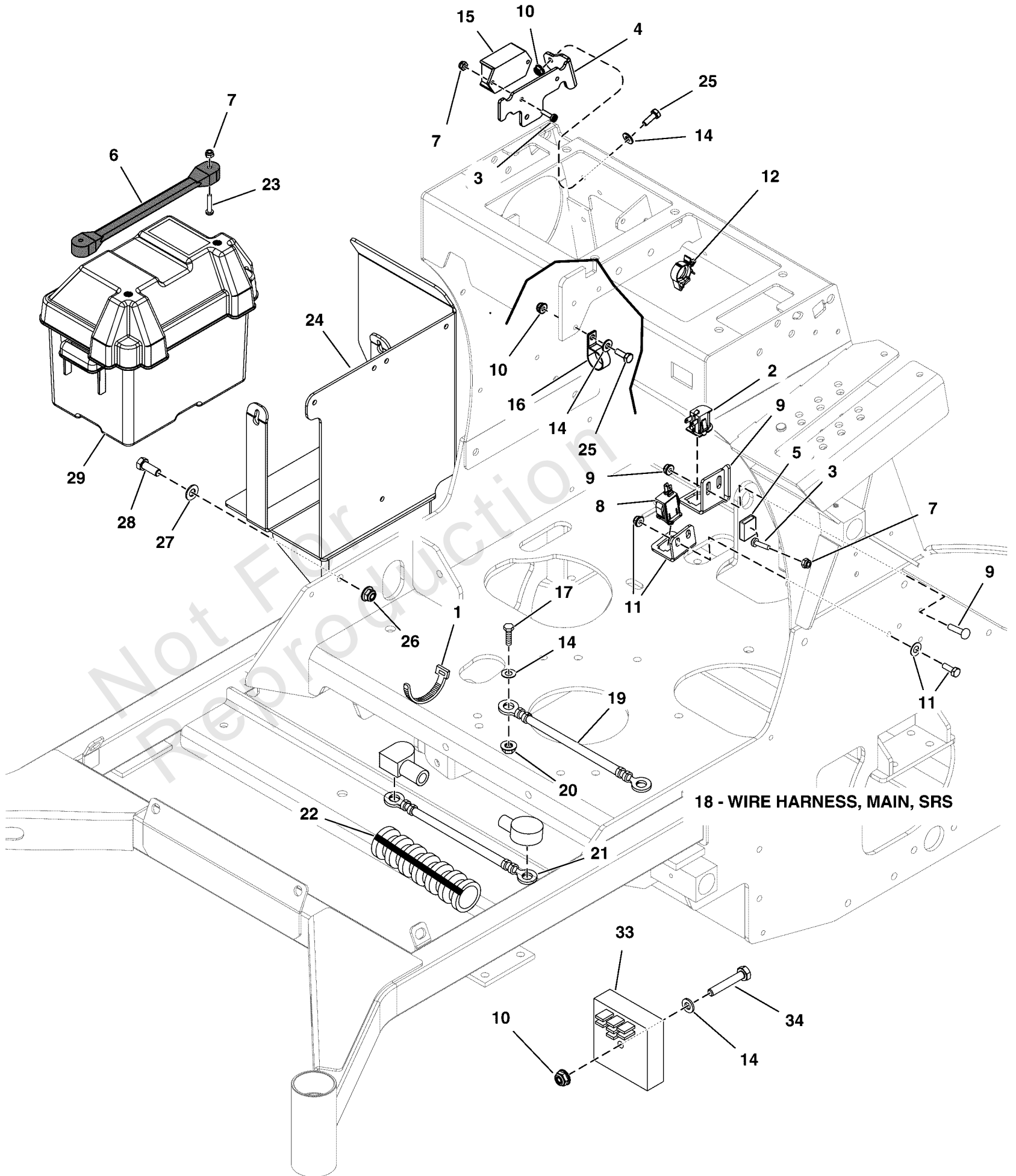
Mfg. No: 5901948



## Deck Lift Group - Deck Timing Plates

| REF NO | PART NO    | QTY | DESCRIPTION                              |
|--------|------------|-----|--|
| 0010   | 5419927    | 4   | PLATE, DECK TIMING, SRSZ2-52             |
| 0020   | 5025011X12 | 2   | BOLT, 5/16-18 X 1-1/2" GD5 YZ            |
| 0030   | 5025155    | 2   | WASHER, 5/16" SAE                        |
| 0040   | 5108146    | 4   | PIN, CLEVIS, 5/8 X 1-1/4, CZ             |
| 0050   | 5108344    | 2   | SPACER, .33 X 1.00 X .500, CZ            |
| 0060   | 80004619   | 4   | WASHER 0.656IDX1.120ODX0.11THK SPCL ZC/C |
| 0070   | 5025203X10 | 4   | PIN, COTTER, 1/8 X 1-1/4                 |
| 0080   | 5025392    | 2   | NUT, 5/16-18 HEX NYLOCK FLANGE NUT       |

Not For Reproduction



18 - WIRE HARNESS, MAIN, SRS

## Electrical Group

| REF NO | PART NO    | QTY | DESCRIPTION                           |
|--------|------------|-----|---------------------------------------|
| 1      | 5021029    | 3   | TIE, SELF-LOCKING, 12"                |
| 2      | 1732004SM  | 1   | SWITCH-PUSH BUTTON                    |
| 3      | 5025179X6  | 4   | SCREW, #10-24 X 3/4" ROUND PHILLIPS   |
| 4      | 5415529A   | 1   | PLATE, WIRE GUIDE / TDM MOUNT - BLK   |
| 5      | -----      | 1   | PART OF WIRE HARNESS                  |
| 6      | 5021670    | 1   | STRAP, RUBBER                         |
| 7      | 5025271    | 6   | NUT, Hex, Nylon Lock, #10-24          |
| 8      | 84006599   | 1   | SWITCH                                |
| 9      | -----      | 1   | Refer to: Operator Compartment Group  |
| 10     | 5025391    | 4   | NUT, 1/4-20 Hex Nylock Flange         |
| 11     | -----      | 1   | Refer to: Parking Brake Group         |
| 12     | 5104705    | 5   | ROSEBUD LOOM CLIP                     |
| 13     | -----      | 1   | BATTERY, 11U1L, 350 CCA               |
| 14     | 5025154    | 4   | WASHER, 1/4 SAE                       |
| 15     | 5104879    | 1   | MODULE, TIME DELAY, NO DIODE          |
| 16     | 5021500    | 2   | CLAMP, VINYL INSULATED, 1.00          |
| 17     | -----      | 2   | HHCS, 1/4-20 X 0.625, GR5, ZINC/CLEAR |
| 18     | 5105537    | 1   | HARNESS, Wiring, Stand-On ZTR         |
| 19     | 5021406    | 1   | BATTERY CABLE, NEG, 22, 1/4-5/16      |
| 20     | 5025126    | 2   | NUT, 1/4-20 HEX SERR. FLANGE          |
| 21     | 5021405    | 1   | BATTERY CABLE, POS, 22, 1/4-5/16      |
| 22     | 5050927X19 | 1   | WIRE LOOM, 3/8 ID X 19 IN             |
| 23     | 5025270    | 2   | SCREW, #10-24 X 1 RS, CZ              |
| 24     | 5413617B   | 1   | WELD, BATTERY BOX, STAND ON - RED     |
| 25     | 5025010X6  | 4   | BOLT, 1/4"-20 X 3/4" GD5 YZ           |
| 26     | 5025394    | 2   | NUT, 3/8 - 16 HEX NYLOCK FLANGE       |
| 27     | 5025156    | 2   | WASHER, 3/8 SAE                       |
| 28     | 5025013X8  | 2   | BOLT, 3/8-16 X 1" GD5 CZ              |
| 29     | 5100688    | 1   | BATTERY BOX, W/ DRAIN HOLE            |

# Electrical Schematic - Charging Circuit

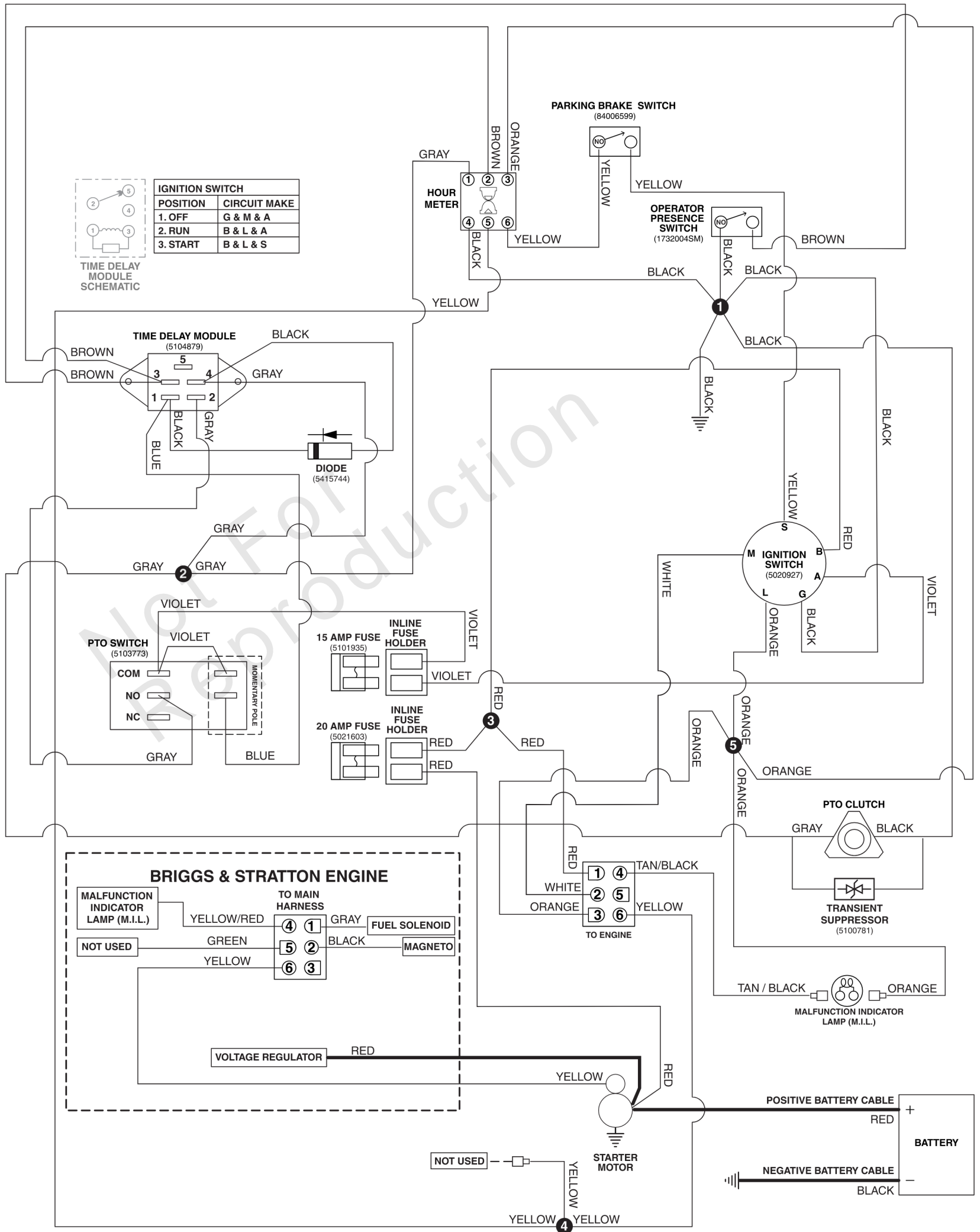
Note: Unless noted otherwise, use the standard torque specifications

Mfg. No: 5901948

## 5105537 / SRS MAIN WIRE HARNESS - BRIGGS & STRATTON 49E877 ENGINES

5105537E

(If internal schematic of the switch is not shown, the image of the switch represents the back view of the connector as it is connected to the switch.)



## Electrical Schematic - Charging Circuit

---

| REF NO  | PART NO   | QTY | DESCRIPTION                   |
|---------|-----------|-----|-------------------------------|
| 5105537 | 5105537FS | 1   | HARNESS, WIRING<br>-5105537FS |

---

Not For Reproduction

# Electrical Schematic - Cranking Circuit

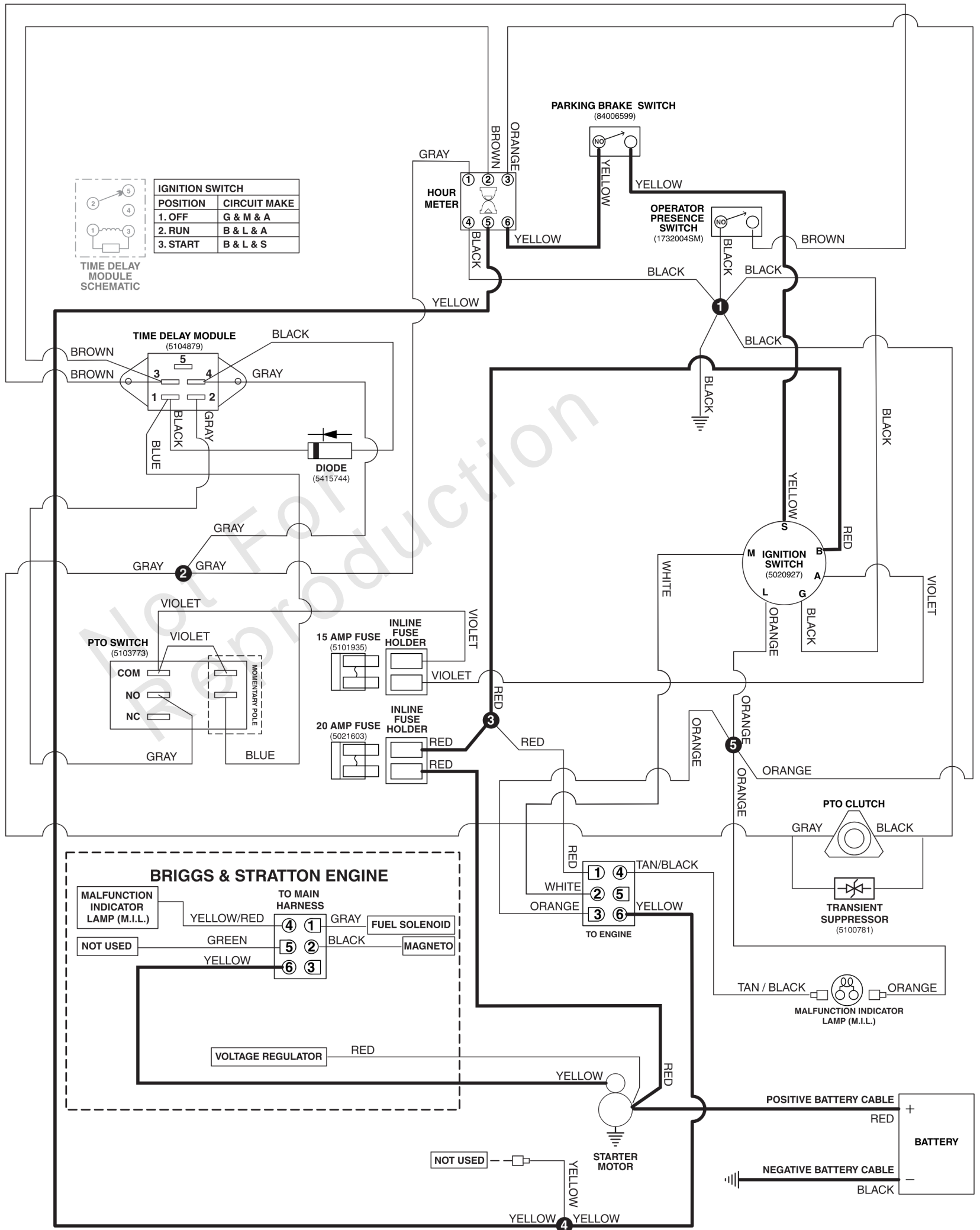
Note: Unless noted otherwise, use the standard torque specifications

Mfg. No: 5901948

## 5105537 / SRS MAIN WIRE HARNESS - BRIGGS & STRATTON 49E877 ENGINES

5105537E

(If internal schematic of the switch is not shown, the image of the switch represents the back view of the connector as it is connected to the switch.)





## *Electrical Schematic - Cranking Circuit*

---

| REF NO  | PART NO   | QTY | DESCRIPTION     |
|---------|-----------|-----|-----------------|
| 5105537 | 5105537FS | 1   | HARNESS, WIRING |

---

Not For Reproduction

# Electrical Schematic - Ignition Grounding Circuit

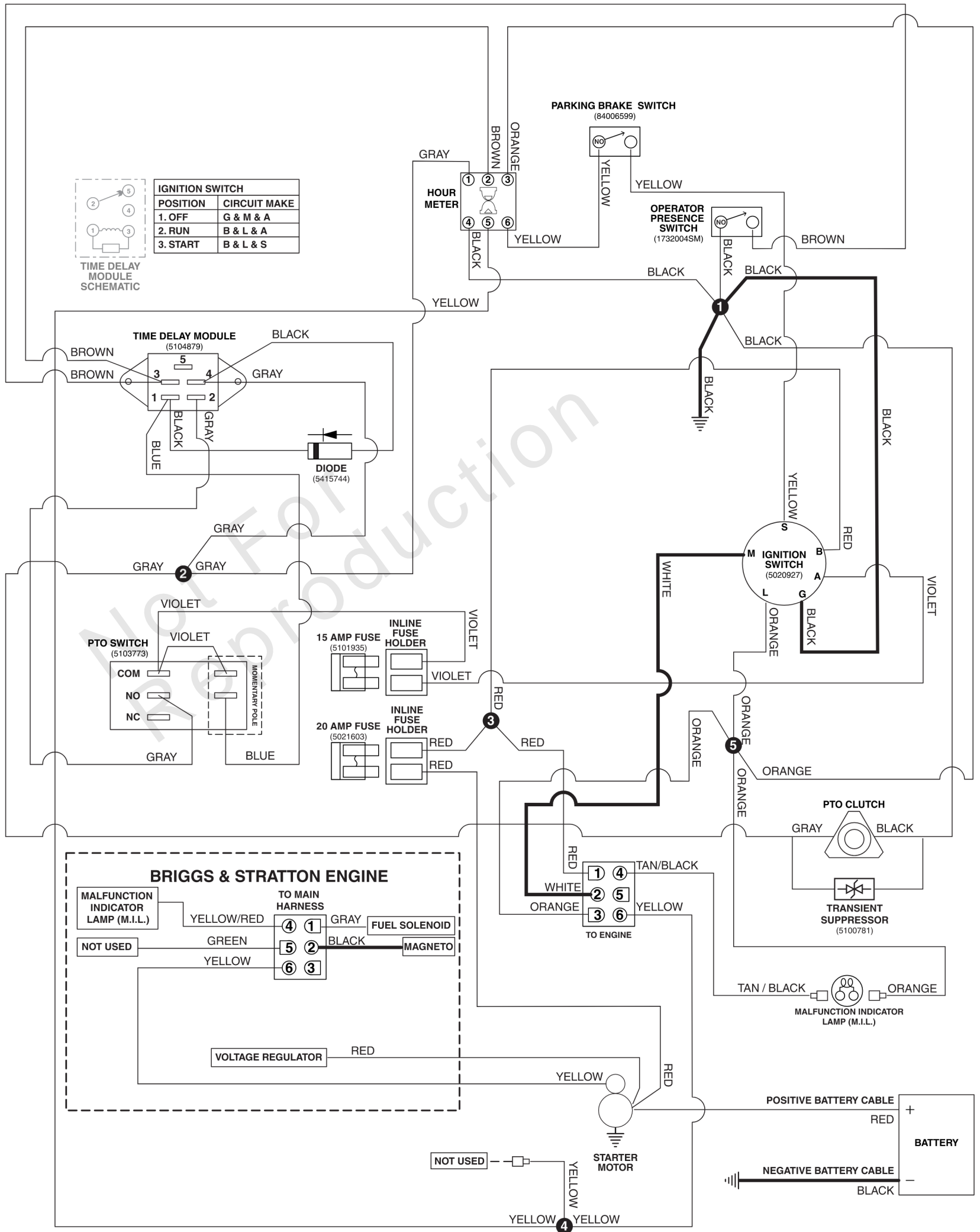
Note: Unless noted otherwise, use the standard torque specifications

Mfg. No: 5901948

## 5105537 / SRS MAIN WIRE HARNESS - BRIGGS & STRATTON 49E877 ENGINES

5105537E

(If internal schematic of the switch is not shown, the image of the switch represents the back view of the connector as it is connected to the switch.)



## *Electrical Schematic - Ignition Grounding Circuit*

---

| REF NO  | PART NO   | QTY | DESCRIPTION     |
|---------|-----------|-----|-----------------|
| 5105537 | 5105537FS | 1   | HARNESS, WIRING |

Not For Reproduction

# Electrical Schematic - PTO Op. Pres. Circuit

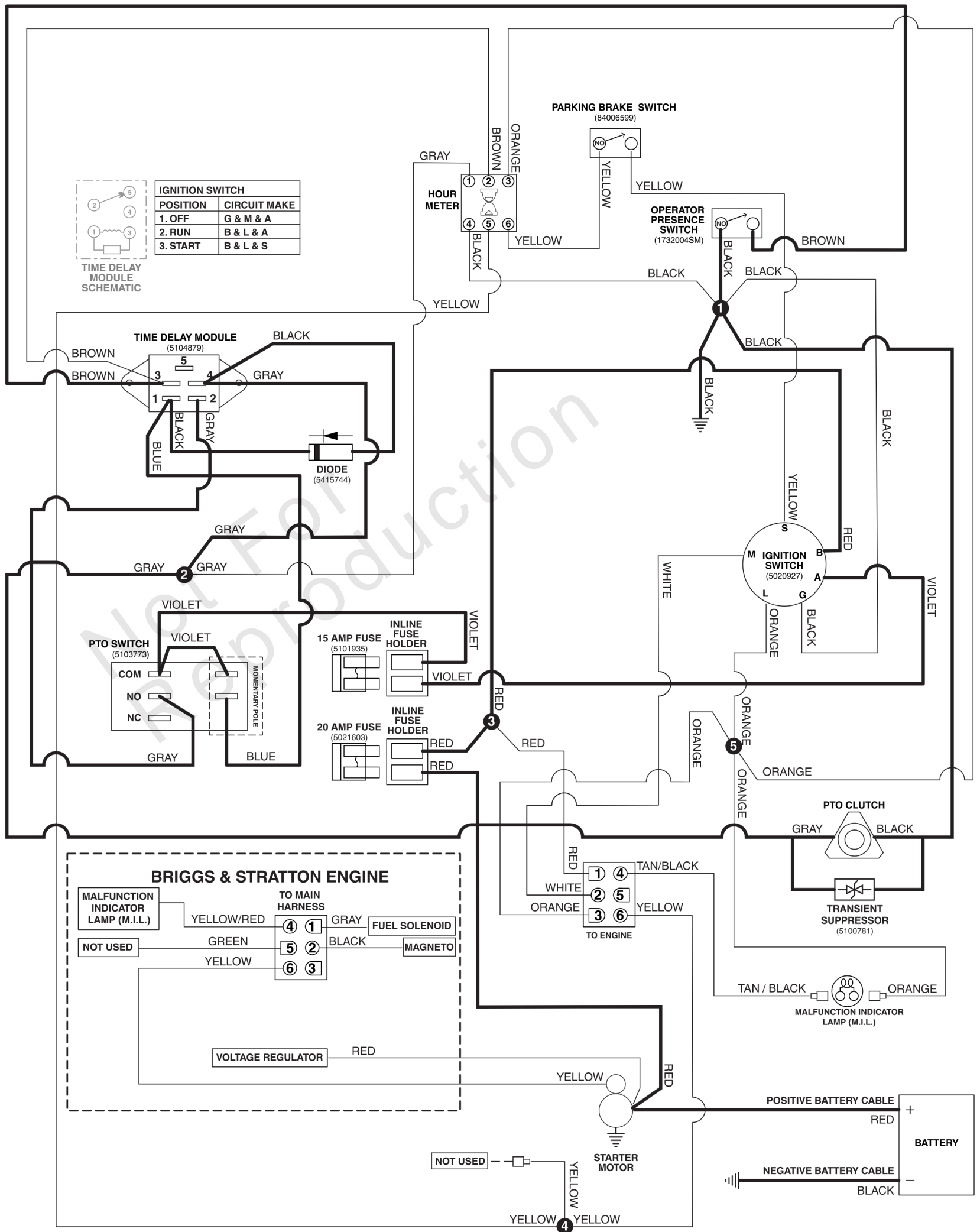
Note: Unless noted otherwise, use the standard torque specifications

Mfg. No: 5901948

## 5105537 / SRS MAIN WIRE HARNESS - BRIGGS & STRATTON 49E877 ENGINES

5105537E

(If internal schematic of the switch is not shown, the image of the switch represents the back view of the connector as it is connected to the switch.)



***Electrical Schematic - PTO Op. Pres. Circuit***

---

| REF NO  | PART NO   | QTY | DESCRIPTION     |
|---------|-----------|-----|-----------------|
| 5105537 | 5105537FS | 1   | HARNESS, WIRING |

---

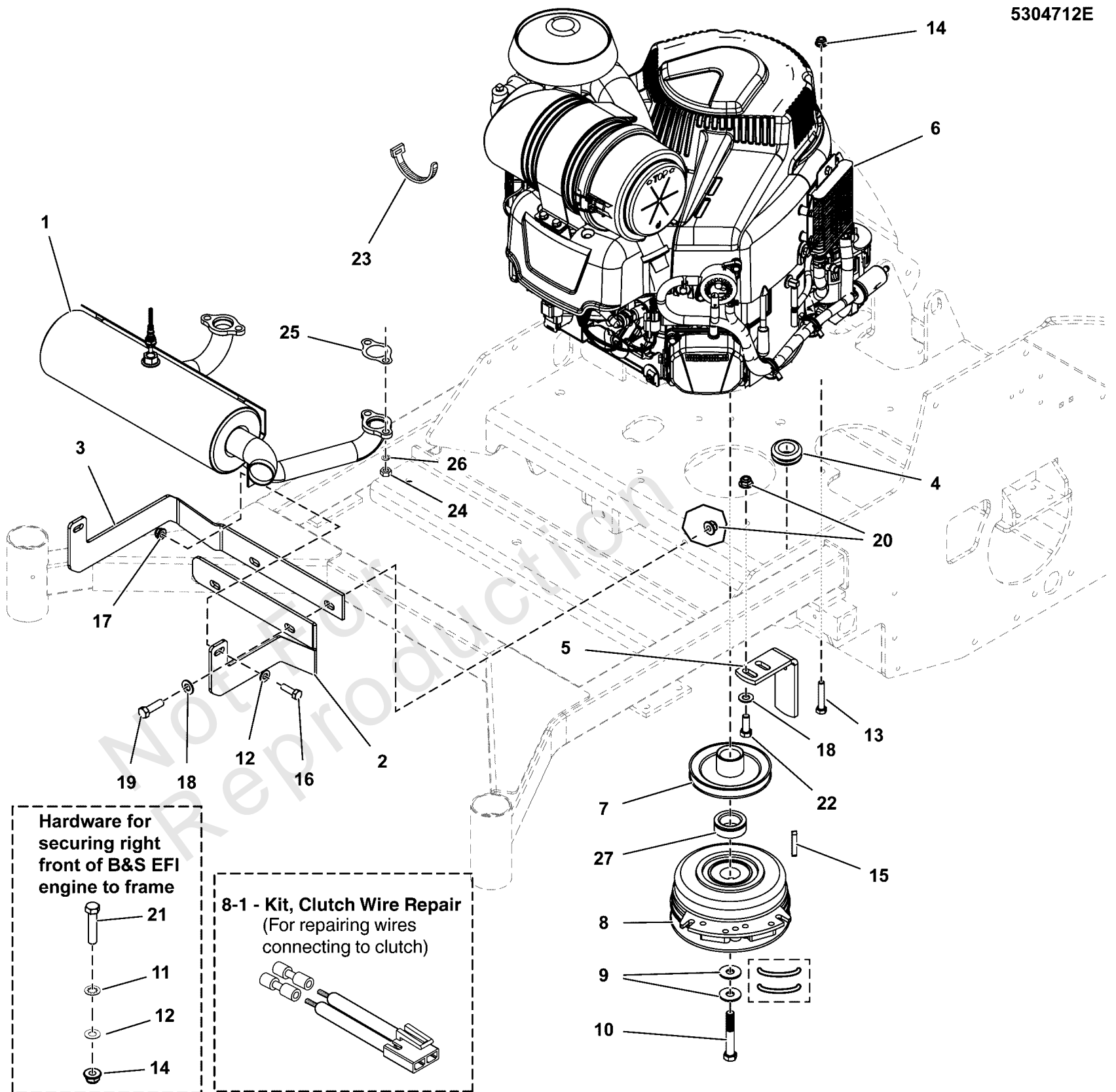
Not For Reproduction

# Engine & PTO Group - Briggs & Stratton EFI (Remote Oil Tank)

Note: Unless noted otherwise, use the standard torque specifications

Mfg. No: 5901948

5304712E



## Engine & PTO Group - Briggs & Stratton EFI (Remote Oil Tank)

| REF NO | PART NO    | QTY | DESCRIPTION   |
|--------|------------|-----|---|
| 1      | 5104355    | 1   | MUFFLER, 26/28, B&S VANG, EFI TWR/WALK  |
| 2      | 5414167A   | 1   | PLATE, EXHAUST BRACKET LH - BLK   |
| 3      | 5414168A   | 1   | PLATE, EXHAUST BRACKET RH - BLK   |
| 4      | 5103944    | 1   | GROMMET, 7/8"ID, 1/4" THICK STK   |
| 5      | 5404967A   | 1   | ANCHOR, CLUTCH - BLK  |
| 6      | -----      | 1   | BRIGGS & STRATTON ENGINE, 49E877-0008-G1<br>-(Refer to Note: *) (S/N: 4001858852 and below) |
| 6      | -----      | 1   | BRIGGS & STRATTON ENGINE, 49E877-0021-G1<br>-(Refer to Note: *) (S/N: 4001858853 and above) |
| 7      | 5104553    | 1   | PULLEY, CRANKSHAFT, 1.1255 ID X 4.50 OD   |
| 8      | 5105090    | 1   | CLUTCH WARNER 200 FT-LB 1.13 X 6.323  |
| 8-1    | 5600575    | 1   | KIT, CLUTCH WIRE REPAIR   |
| 9      | 5025585    | 2   | BELLEVILLE WASHER, 1.1875 X .442 X .098   |
| 10     | 5102865    | 1   | BOLT, CRANKSHAFT, 7/16 X 2-3/4, PATCH, CZ   |
| 11     | 5025188    | 1   | WASHER, 5/16" Internal Tooth Lock   |
| 12     | 5025155    | 2   | WASHER, 5/16" SAE   |
| 13     | 5025025X14 | 1   | BOLT, 5/16-24 X 1-3/4, GD8, PHOS  |
| 14     | 5025616    | 4   | NUT, 5/16-24, TOP LOCK FLANGE, GD8 PHOS   |
| 15     | 5050407X10 | 1   | KEY, 1/4" SQ. X 1-1/4   |
| 16     | 5025011X8  | 3   | BOLT, 5/16-18 X 1" GRD5 YZ  |
| 17     | 80003675   | 2   | NUT, 5/16-1/8, HEX, CNTR LK, ZINC PHOS/OIL  |
| 18     | 5025156    | 3   | WASHER, 3/8 SAE   |
| 19     | 5025013X10 | 2   | BOLT, 3/8-16 X 1-1/4" GD5 CZ  |
| 20     | 5025394    | 3   | NUT, 3/8 - 16 HEX NYLOCK FLANGE   |
| 21     | 5025025X12 | 3   | BOLT, 5/16-24 X 1-1/2, GD8, PHOS  |
| 22     | 5025013X8  | 1   | BOLT, 3/8-16 X 1" GD5 CZ  |
| 23     | 5101492    | 1   | TIE, SELF-LOCKING, 24"  |
| 24     | 5025536    | 4   | NUT, HEX, M8-1.25, CZ, GD 8.8   |
| 25     | 273485     | 2   | GASKET, EXHAUST   |
| 26     | 5023217    | 4   | WASHER, Light Lock, 5/16  |
| 27     | 5042928    | 1   | SPACER, 1.13 X 1.75 X .63   |

### Footnotes:

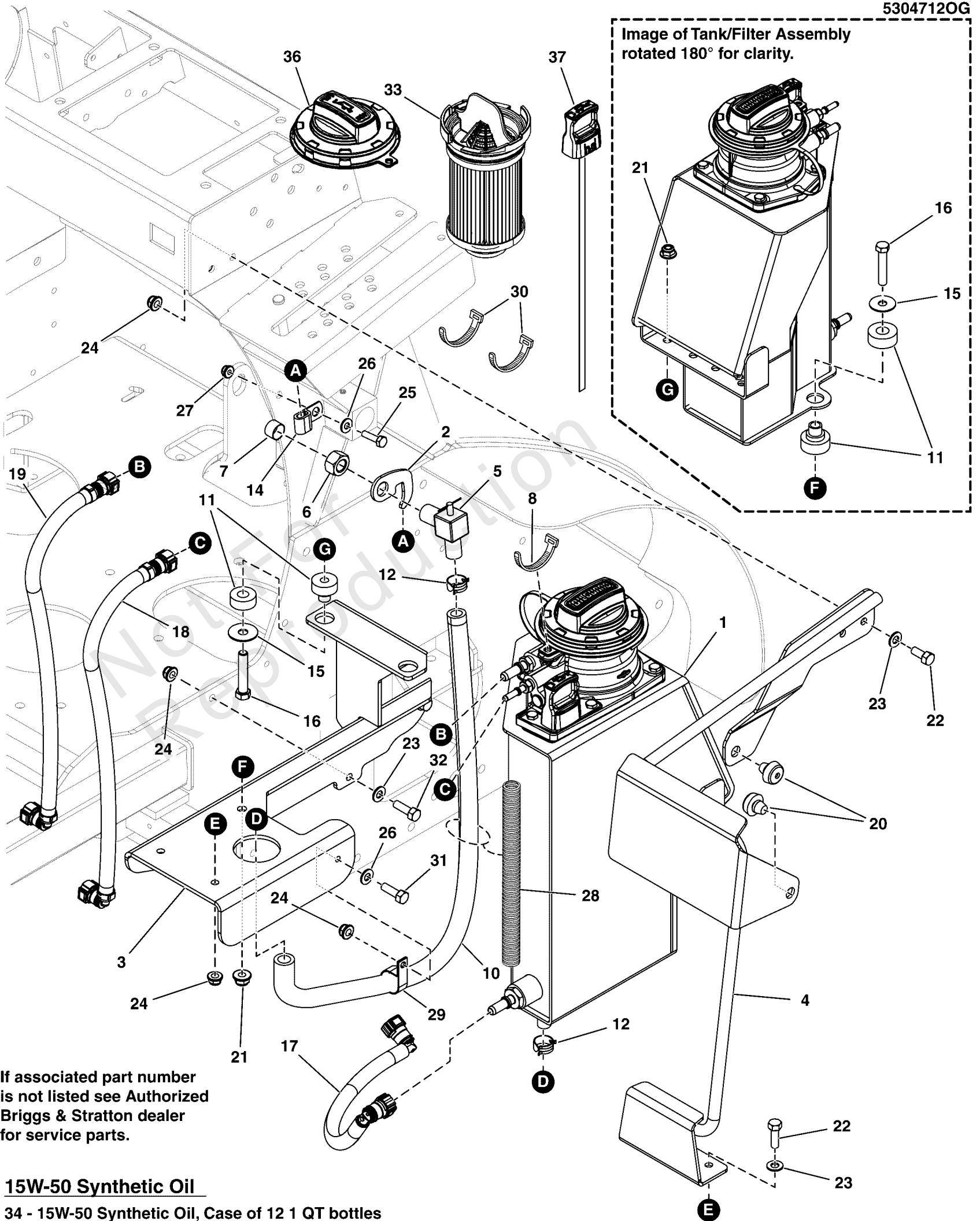
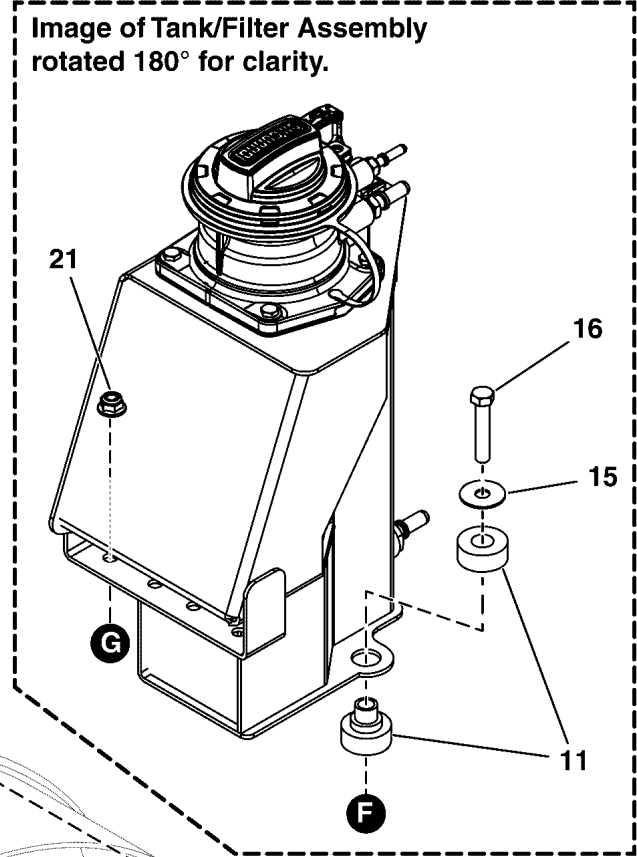
Note: \*Refer to your local Briggs & Stratton distributor for parts and service.

# Engine Remote Oil Tank, Hoses, & Mount Group

Note: Unless noted otherwise, use the standard torque specifications

Mfg. No: 5901948

53047120G



If associated part number is not listed see Authorized Briggs & Stratton dealer for service parts.

## 15W-50 Synthetic Oil

34 - 15W-50 Synthetic Oil, Case of 12 1 QT bottles

35 - 15W-50 Synthetic Oil, Case of 4 5 QT bottles



## Engine Remote Oil Tank, Hoses, & Mount Group

| REF NO | PART NO    | QTY | DESCRIPTION   |
|--------|------------|-----|---|
| 1      | 595945     | 1   | TANK, Oil<br>-(Refer to Note: *) (S/N: 4001858852 and below)        |
| 1      | 84008062   | 1   | TANK/FILTER ASSY<br>-(Refer to Note: *) (S/N: 4001858853 and above) |
| 2      | 5415914A   | 1   | PLATE, DRAIN HOOK, OG - BLK   |
| 3      | 5416009A   | 1   | WELD, TANK MOUNT, Z2 OG - BLK                                       |
| 4      | 5416011A   | 1   | WELD, TANK GUARD, Z2 - BLK  |
| 5      | 5105177    | 1   | VALVE, OIL DRAIN, M16X1.5 TO 1/2"                                   |
| 6      | 5105318    | 1   | NUT, HEX, M16-1.5, DAPCO 4071                                       |
| 7      | 5105317    | 1   | OIL DRAIN CAP, OIL GUARD, DAPCO 4692                                |
| 8      | -----      | 1   | TIE, Cable, Yellow 7.6"   |
| 10     | 5105494    | 1   | HOSE, Formed, Oil Guard   |
| 11     | 5023131    | 3   | MOUNT, ISO, BOTTOM, RAD 5000Z-DIESEL                                |
| 12     | 5021392    | 2   | CLAMP, #6 HOSE, STAINLESS   |
| 14     | 5025430    | 1   | CLAMP, 5/16", DOUBLE, WIRE & TUBE                                   |
| 15     | 5025165    | 3   | WASHER, 3/8" Fender   |
| 16     | 5025013X14 | 3   | BOLT, 3/8-16 X 1-3/4" GD5 CZ  |
| 17     | 84006654   | 1   | HOSE, OIL SUPPLY<br>-(Refer to Note: *) (S/N: 4001858852 and below) |
| 17     | 84006653   | 1   | HOSE, OIL SUPPLY<br>-(Refer to Note: *) (S/N: 4001858853 and above) |
| 18     | 595943     | 1   | HOSE, Oil Vent<br>-(Refer to Note: *)                               |
| 19     | 84006597   | 1   | HOSE, OIL SCAVENGE<br>-(Refer to Note: *)                           |
| 20     | 197546     | 2   | MNT, VBRTN, RBBR  |
| 21     | 5025394    | 3   | NUT, 3/8 - 16 HEX NYLOCK FLANGE                                     |
| 22     | 5025011X6  | 4   | BOLT, 5/16-18 X 3/4 GD5   |
| 23     | 5025155    | 8   | WASHER, 5/16" SAE   |
| 24     | 5025392    | 7   | NUT, 5/16-18 HEX NYLOCK FLANGE NUT                                  |
| 25     | -----      | 1   | HHCS, 1/4-20 X 0.625, GR5, ZINC/CLEAR                               |
| 26     | 5025154    | 2   | WASHER, 1/4 SAE   |
| 27     | 5025391    | 2   | NUT, 1/4-20 Hex Nylock Flange                                       |
| 28     | 5100384X16 | 1   | LOOM, CONVOLUTED SPLIT, 1" ID - 16" LONG                            |
| 29     | 5021500    | 1   | CLAMP, VINYL INSULATED, 1.00  |
| 30     | 5021030    | 2   | TIE, SELF-LOCKING, 6"   |
| 31     | 5025010X6  | 1   | BOLT, 1/4"-20 X 3/4" GD5 YZ   |
| 32     | 5025011X8  | 2   | BOLT, 5/16-18 X 1" GRD5 YZ  |
| 33     | 84007094   | 1   | FILTER, OIL   |
| 34     | 100169     | 1   | OIL-1QT VANGUARD (CASE)<br>-(Case of twelve 1 QT bottles)           |
| 35     | 100170     | 1   | OIL-5QT VANGUARD (CASE)<br>-(Case of four 5 QT bottles)             |
| 36     | 595931     | 1   | CAP, Oil Fill<br>-(Yellow cap)                                      |
| 36     | 84008058   | 1   | CAP, Oil Fill<br>-(Black cap)                                       |
| 37     | 595934     | 1   | DIPSTICK  |

### Footnotes:

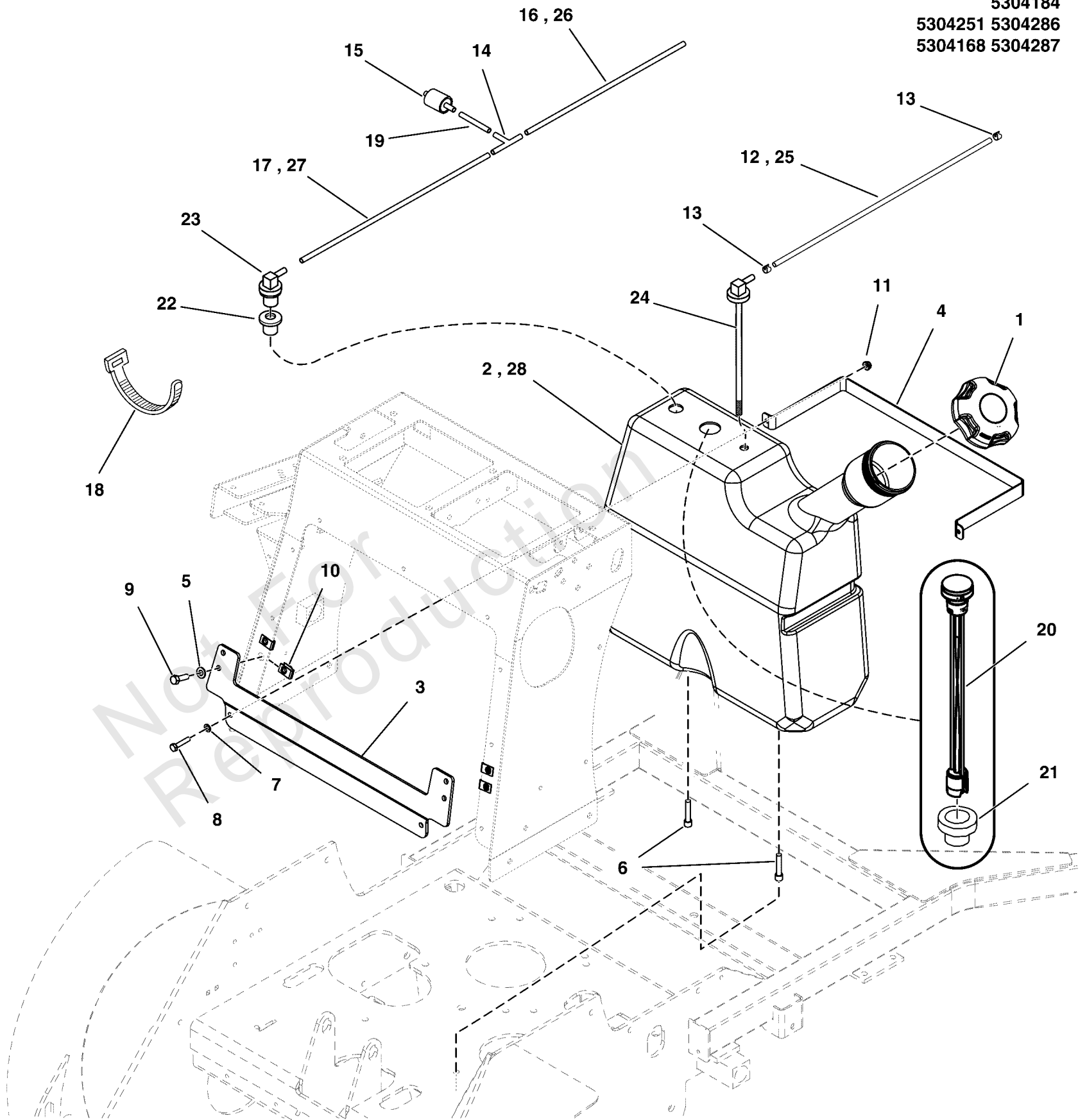
Note: \*Order Oil Guard replacement parts from your Authorized Briggs & Stratton Engine Service Provider

# Fuel Tank & Mount, Fuel Supply, and Evap Group

Note: Unless noted otherwise, use the standard torque specifications

Mfg. No: 5901948

5304184  
5304251 5304286  
5304168 5304287



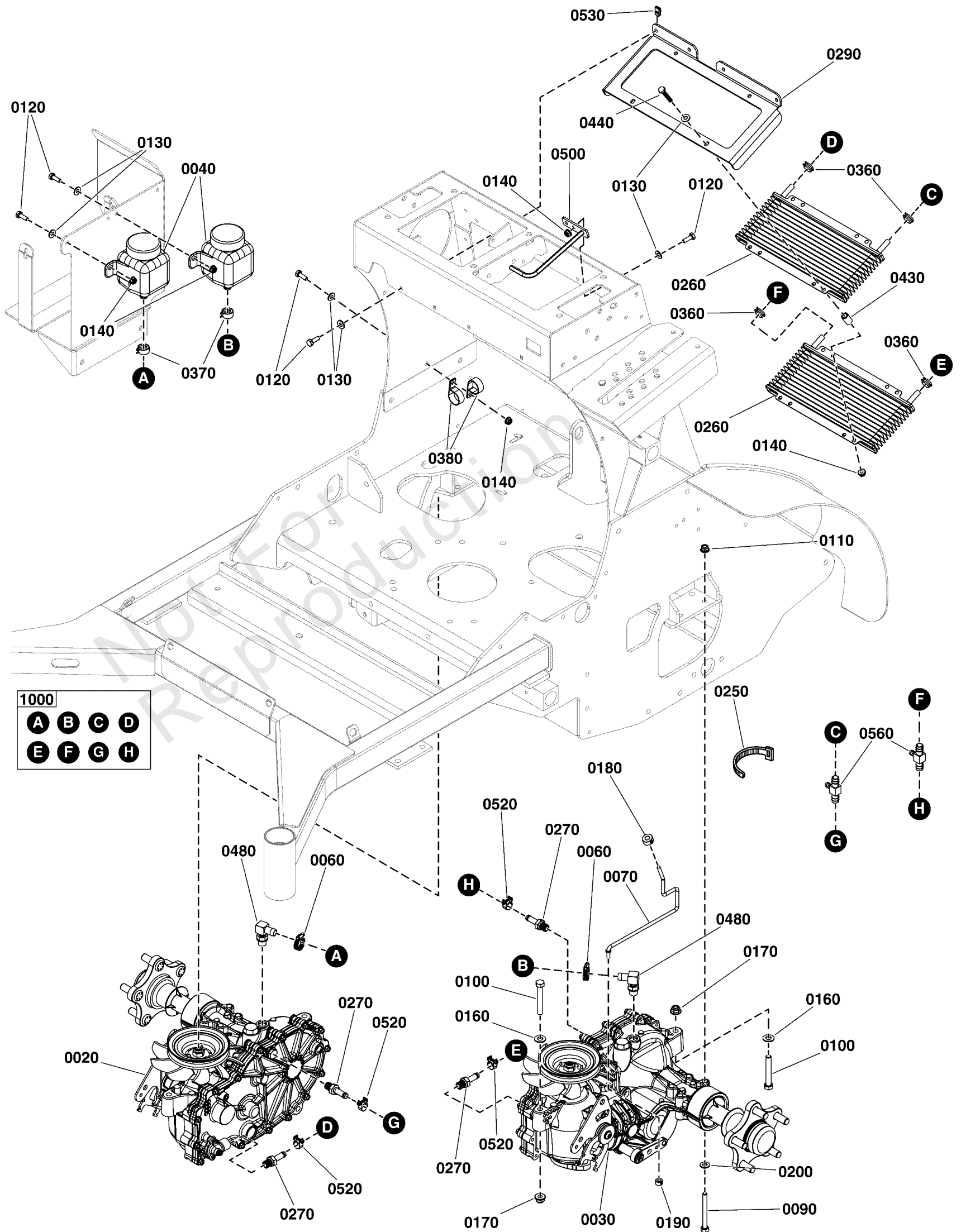
## Fuel Tank & Mount, Fuel Supply, and Evap Group

| REF NO | PART NO    | QTY | DESCRIPTION   |
|--------|------------|-----|---|
| 1      | 5104686    | 1   | FUEL CAP, 3.25", MANAGED VENT, 16"TETHER                            |
| 2      | 5104781    | 1   | TANK, FUEL, STAND -ON, 7.75 GALLON<br>-(S/N: 2017278918 & Above)    |
| 3      | 5414648A   | 1   | PLATE, SRS Z2 TANK MOUNT, 7.75GAL - BLK                             |
| 4      | 5414649A   | 1   | STRAP, FUEL TANK, STAND ON - BLK                                    |
| 5      | 5025155    | 4   | WASHER, 5/16" SAE   |
| 6      | 84008512   | 2   | SCREW, SOC HD, 5/16-18 X 1/2  |
| 7      | 5025154    | 2   | WASHER, 1/4 SAE   |
| 8      | 5025010X8  | 2   | BOLT, 1/4-20 X 1" GD5 CZ  |
| 9      | 5025011X8  | 4   | BOLT, 5/16-18 X 1 GD5 CZ  |
| 10     | 5022308    | 4   | BODY CLIP, 5/16-18-7GA MATERIAL                                     |
| 11     | 5025391    | 2   | NUT, 1/4-20 HEX NYLOCK FLANGE                                       |
| 12     | 5050831X16 | 1   | HOSE, 1/4" FUEL, 16.00"<br>-(Briggs & Stratton EFI Models)          |
| 13     | 93807      | 2   | CLAMP, HOSE, EXTERNAL, 1/2 - RED                                    |
| 14     | 5103062    | 1   | FITTING, 3/16" TEE, BARB TYPE, HDPE                                 |
| 15     | 80025019   | 1   | FILTER, FUEL  |
| 16     | 7700552X5  | 1   | HOSE, VAPOR, 5MM ID, 5.00 LG<br>-(Briggs & Stratton EFI Models)     |
| 17     | 7700552X15 | 1   | HOSE, VAPOR, 5MM ID, 15.00 LG<br>-(Briggs & Stratton EFI Models)    |
| 18     | 5021030    | 5   | TIE, SELF-LOCKING, 6"   |
| 19     | 7700552X2  | 1   | HOSE, VAPOR, 5MM ID, 2.00 LG  |
| 20     | 5104785    | 1   | GAUGE, FUEL LEVEL, 17.0"  |
| 21     | 80089102   | 1   | GROMMET, FUEL GAUGE   |
| 22     | 209043     | 1   | GROMMET   |
| 23     | 770046     | 1   | REMOTE VENT ASSEMBLY  |
| 24     | 5104783    | 1   | PICKUP TUBE ASM, FUEL TANK, 16.50"                                  |
| 25     | 5050831X21 | 1   | HOSE, 1/4" FUEL, 21.00"<br>-(Kawasaki Models)                       |
| 26     | 7700552X18 | 1   | HOSE, VAPOR, 5MM ID, 18.00 LG<br>-(Kawasaki Models)                 |
| 27     | 7700552X21 | 1   | HOSE, VAPOR, 5MM ID, 21.00 LG<br>-(Kawasaki Models)                 |
| 28     | 5600899    | 1   | KIT, LARGE CAPACITY FUEL TANK, SRS Z2<br>-(S/N: 2017278917 & Below) |

# Hydraulic Group

Note: Unless noted otherwise, use the standard torque specifications

Mfg. No: 5901948



|      |   |   |   |   |
|------|---|---|---|---|
| 1000 | A | B | C | D |
|      | E | F | G | H |

## Hydraulic Group

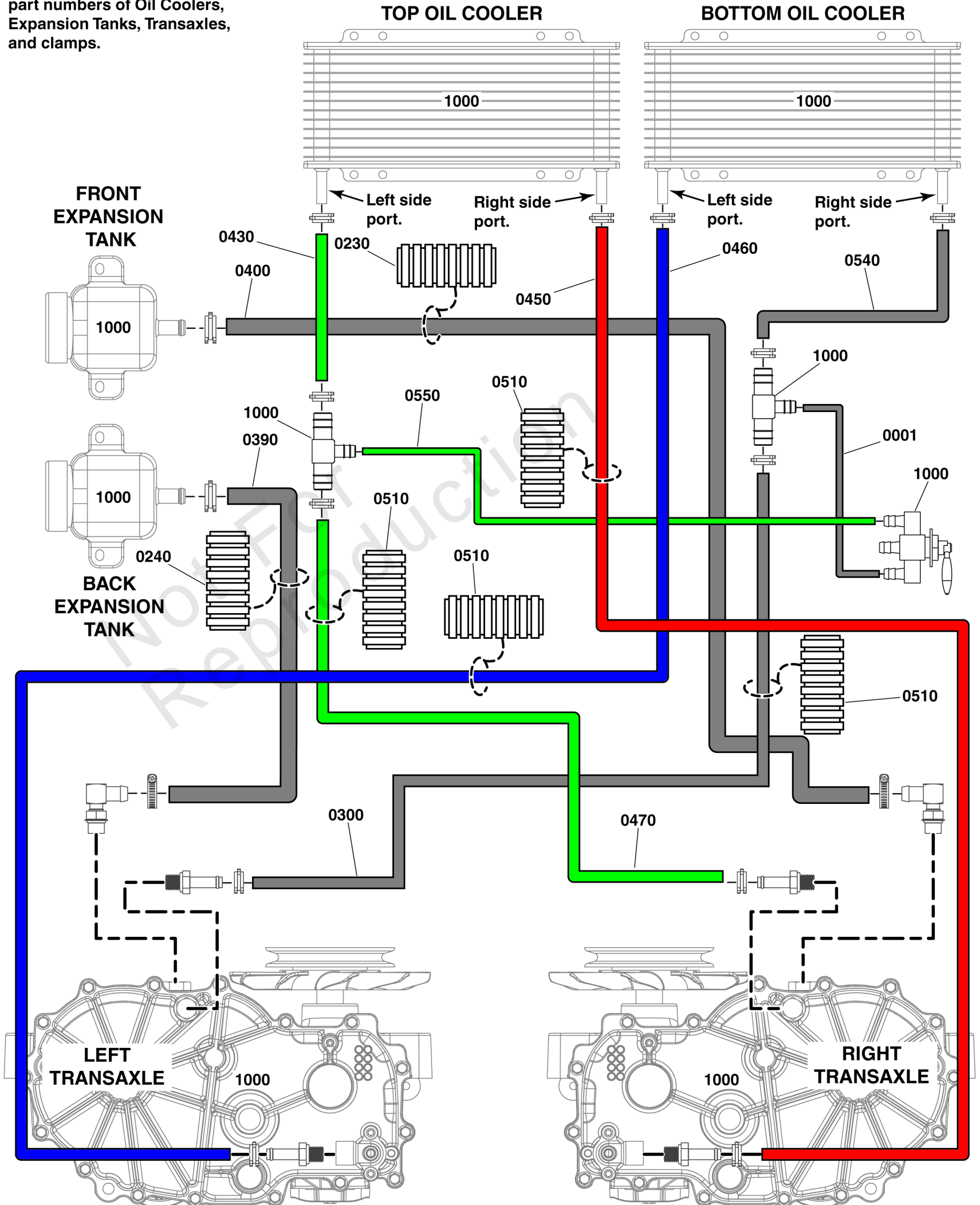
| REF NO  | PART NO    | QTY | DESCRIPTION  |
|---------|------------|-----|--|
| 0020    | 84008565   | 1   | TRANSAXLE  |
| 0030    | 84008566   | 1   | TRANSAXLE  |
| 0040    | 5100473    | 2   | RESERVOIR, HYDRO OIL, 350 ML<br>-(Includes item #0040-10)  |
| 0040-10 | 5100778X1  | 2   | RESERVIOR CAP<br>-(Not illustrated)  |
| 0060    | 5021392    | 2   | CLAMP, #6 HOSE, STAINLESS  |
| 0070    | 5104598    | 2   | ROD, HYDRO RELEASE, STAND ON   |
| 0090    | 5025011X24 | 4   | BOLT, 5/16-18 X 3" GD5 YZ<br>-(Torque transmission mounting bolts to 17-22 ft-lbs (23-30 Nm))    |
| 0100    | 5025013X20 | 4   | BOLT, 3/8-16 X 2-1/2" GD5 CZ<br>-(Torque transmission mounting bolts to 30-35 ft-lbs (41-47 Nm)) |
| 0110    | 5025392    | 4   | NUT, 5/16-18 HEX NYLOCK FLANGE NUT   |
| 0120    | 5025010X6  | 11  | BOLT, 1/4"-20 X 3/4" GD5 YZ  |
| 0130    | 5025154    | 15  | WASHER, 1/4 SAE  |
| 0140    | 5025391    | 11  | NUT, 1/4-20 Hex Nylock Flange  |
| 0160    | 5025156    | 4   | WASHER, 3/8 SAE  |
| 0170    | 5025394    | 4   | NUT, 3/8 - 16 HEX NYLOCK FLANGE  |
| 0180    | 5020047    | 2   | COLLAR, 5/16" Set  |
| 0190    | 5022481    | 2   | COLLAR, Set, 1/4"  |
| 0200    | 5025155    | 4   | WASHER, 5/16" SAE  |
| 0250    | 5021030    | 12  | TIE, SELF-LOCKING, 6"  |
| 0260    | 5101721    | 2   | OIL COOLER, .75 X 11.0 X 24 PLATES   |
| 0270    | 5108692    | 4   | FITTING, STR 3/8 BARB - 9/16 O-RING  |
| 0290    | 5419988AA  | 1   | COOLER MOUNT, SRSZ2 - BLK  |
| 0360    | 5023268    | 8   | CLAMP, Hose  |
| 0370    | 5025474    | 2   | CLAMP, HOSE, .75 FREE DIA.   |
| 0380    | 5021500    | 2   | CLAMP, VINYL INSULATED, 1.00   |
| 0430    | 5103660    | 4   | SPACER, .32 X .50 X .83, CZ  |
| 0440    | 5025010X12 | 4   | BOLT, 1/4-20 X 1-1/2 GD5 CZ  |
| 0480    | 5100370    | 2   | FITTING, 9/16 O-RING-1/2" HOSE, 90 DEG   |
| 0500    | 5108543    | 1   | KEEPER, COOLER HOSE, SRS-Z2  |
| 0520    | 5108736    | 4   | CLAMP, HOSE, 5/8", FI TYPE   |
| 0530    | 5022665    | 4   | BODY CLIP, 1/4-20 X 1/2" DEEP  |
| 0560    | 5108746    | 2   | FITTING, TEE, HOSE, 3/8-3/8-1/4  |
| 1000    | -----      | 1   | Refer to: Hydraulic Group - Hoses and Loom   |

# Hydraulic Group - Hoses & Loom

Note: Unless noted otherwise, use the standard torque specifications

Mfg. No: 5901948

See Hydraulic Group for part numbers of Oil Coolers, Expansion Tanks, Transaxles, and clamps.



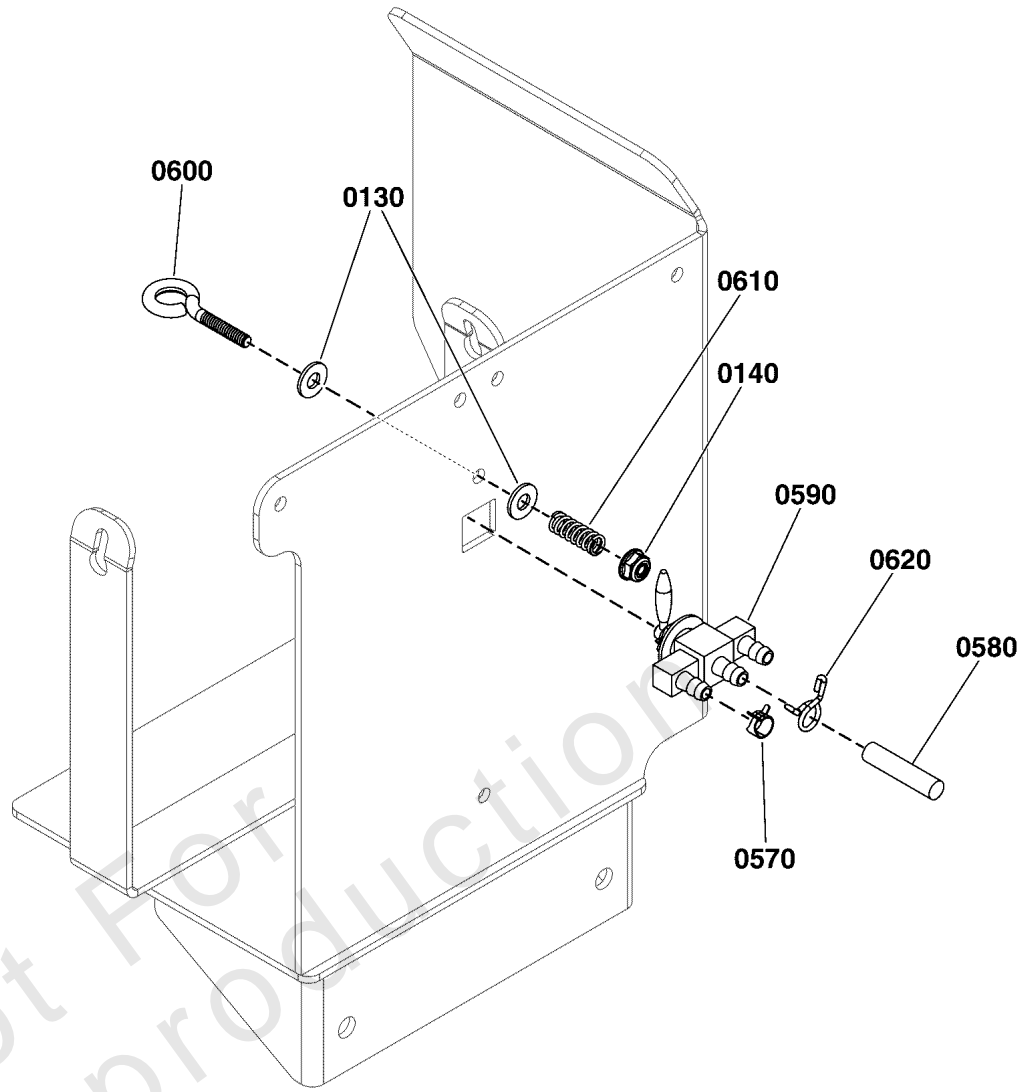
## Hydraulic Group - Hoses & Loom

| REF NO | PART NO      | QTY | DESCRIPTION  |
|--------|--------------|-----|--|
| 0001   | 84008549     | 1   | HOSE, Hydraulic, 1/4 X 13", Green<br>-(Grey)   |
| 0230   | 5100384X18   | 1   | LOOM, CONVOLUTED SPLIT, 1 ID - 18 LONG   |
| 0240   | 5100384X24   | 1   | LOOM, CONVOLUTED SPLIT, 1 ID - 24 LONG   |
| 0300   | 5050860X37   | 1   | HOSE, 3/8" PUSH-LOCK, 37.00"<br>-(Grey)(Routes through opening in right side of frame.)        |
| 0390   | 5050857X36   | 1   | HOSE, 1/2" PUSH-ON, 36.00"<br>-(Grey)(Routes through opening in right side of frame.)          |
| 0400   | 5050857X33P5 | 1   | HOSE, 1/2" PUSH-ON, 33.50"<br>-(Grey)(Routes through opening in right side of frame.)          |
| 0430   | 84008550     | 1   | HOSE, Hydraulic, 3/8 X 2.50", Green<br>-(Green)  |
| 0450   | 5108539X46   | 1   | HOSE, 3/8" PUSH-LOCK, RED 46.00<br>-(Red)(Routes through opening in right side of frame.)      |
| 0460   | 5108540X47   | 1   | HOSE, 3/8" PUSH-LOCK, BLUE 47.00<br>-(Blue)(Routes through opening in left side of frame.)     |
| 0470   | 5108541X42   | 1   | HOSE, 3/8" PUSH-LOCK, GREEN 42<br>-(Green)(Routes through opening in left side of frame.)<BR/> |
| 0510   | 5050861X28   | 4   | WIRE LOOM, 5/8 ID X 28 IN  |
| 0540   | 84008551     | 1   | HOSE, Hydraulic, 3/8 X 5.00", Gray<br>-(Grey)  |
| 0550   | 5108747X20P5 | 1   | HOSE, 1/4" PUSH-LOCK, GREEN 20.5<br>-(Green)   |
| 1000   | ----         | 0   | Refer to: Hydraulic Group  |

# Hydraulic Group - Transaxle Service Valve

Note: Unless noted otherwise, use the standard torque specifications

Mfg. No: 5901948





## Hydraulic Group - Transaxle Service Valve

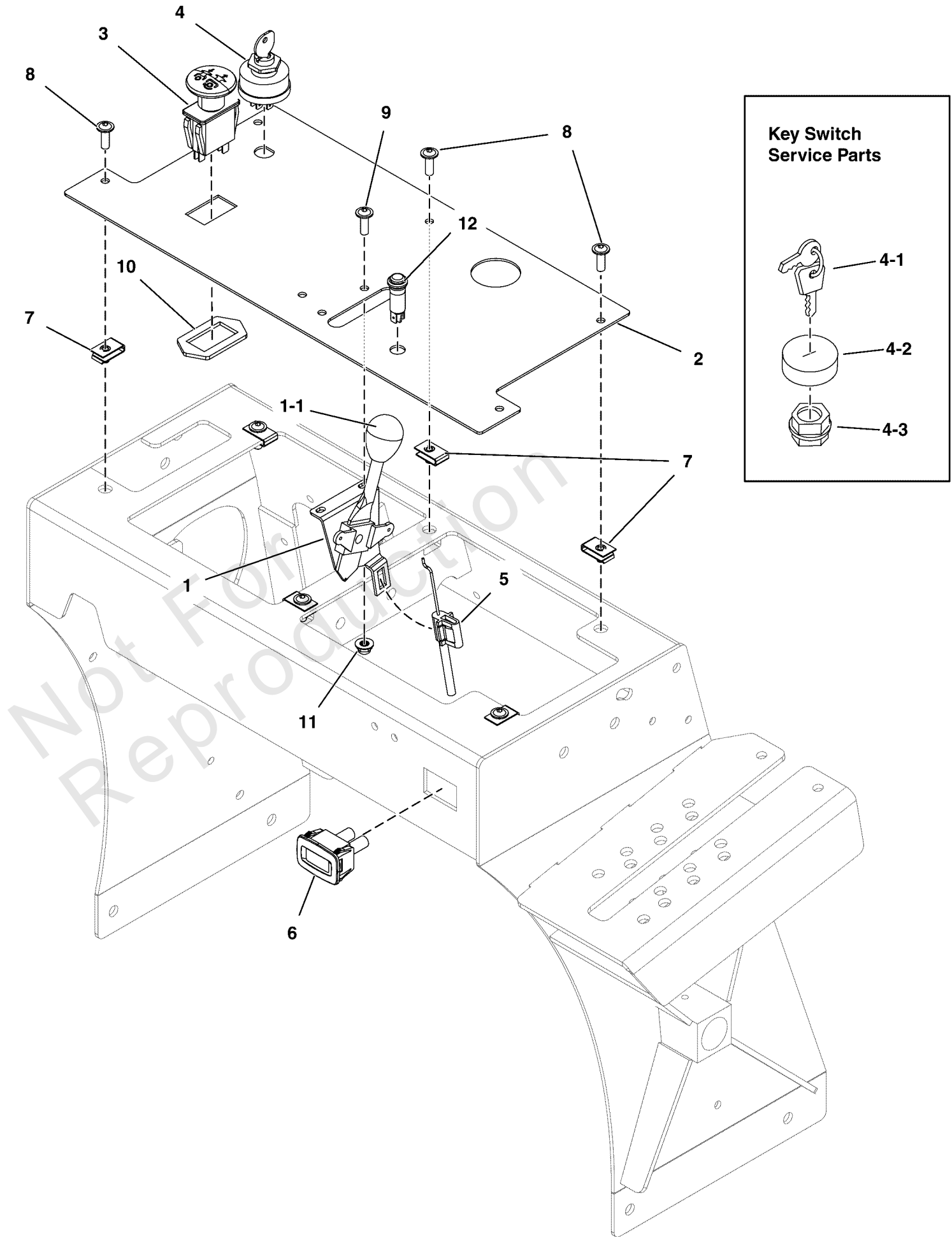
| REF NO | PART NO | QTY | DESCRIPTION                             |
|--------|---------|-----|---|
| 0130   | 5025154 | 2   | WASHER, 1/4 SAE                         |
| 0140   | 5025391 | 1   | NUT, 1/4-20 Hex Nylock Flange           |
| 0570   | 93807   | 4   | CLAMP, Hose                             |
| 0580   | 847378  | 1   | CAP, DUST                               |
| 0590   | 5023358 | 1   | VALVE, FUEL STRAIGHT, OUTLET            |
| 0600   | 5022205 | 1   | EYE BOLT, 1/4-20 X 2.5, 1THRD, .5EYE,CZ |
| 0610   | 5108754 | 1   | SPRING, COMP, .261 ID X .5 OD X 1" LG   |
| 0620   | 5108765 | 1   | CLAMP, HOSE, VALVE BOOT                 |

Not For Reproduction

# Instrument Control Panel Group

Note: Unless noted otherwise, use the standard torque specifications

Mfg. No: 5901948



## Instrument Control Panel Group

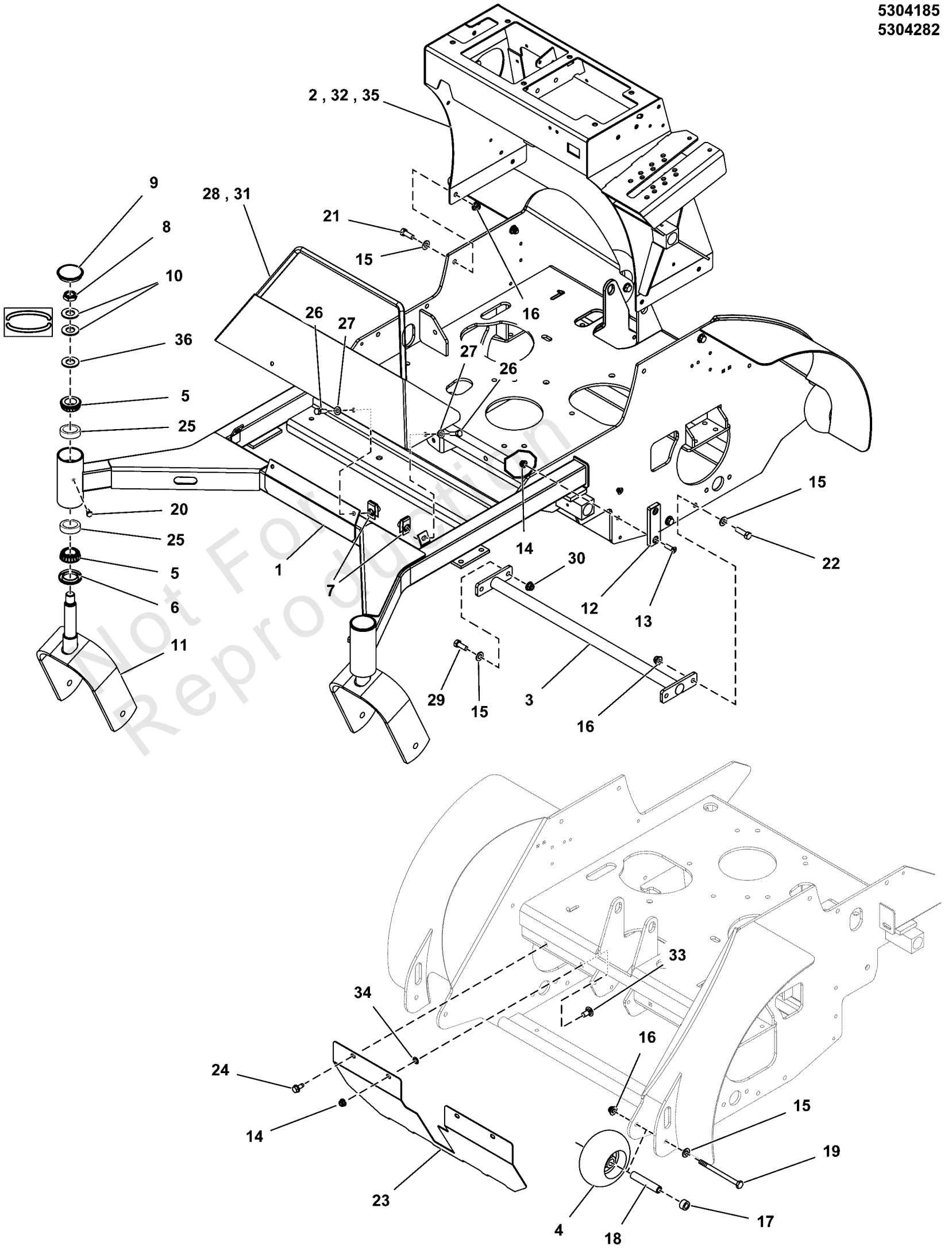
| REF NO | PART NO   | QTY | DESCRIPTION                              |
|--------|-----------|-----|--|
| 1      | 5101995   | 1   | LEVER, HEAVY DUTY, THROTTLE CONTROL      |
| 1-1    | 5046360X1 |     | THROTTLE CONTROL HANDLE/KNOB<br>-(SV)    |
| 2      | 5601128   | 1   | DASH PANEL W/DECALS, SRSZ2EFI (5417475A) |
| 3      | 5104697   | 1   | PTO SWITCH, MOMENTARY, SMALL KNOB        |
| 4      | 5020927   | 1   | SWITCH, IGNITION, 6 POST                 |
| 4-1    | 5022789   | 1   | KEY, IGNITION MOLDED SET<br>-(SV)        |
| 4-2    | 5022790   | 1   | COVER, PLASTIC, SNAP ON<br>-(SV)         |
| 4-3    | 5022791   | 1   | PLASTIC NUT<br>-(SV)                     |
| 5      | 5101074   | 1   | CABLE, THROTTLE, 40"                     |
| 6      | 84008510  | 1   | HOURMETER                                |
| 7      | 5022665   | 6   | BODY CLIP, 1/4-20 X 1/2" DEEP            |
| 8      | 5106757   | 6   | SCREW, FLANGE, ALLEN HD, 1/4-20 X .75 SS |
| 9      | 5025179X4 | 2   | SCREW, #10-24 X 1/2" ROUND PHILLIPS      |
| 10     | 5022222   | 1   | RING, SWITCH RETAINER                    |
| 11     | 5025271   | 2   | NUT, Hex, Nylon Lock, #10-24             |
| 12     | 5103809   | 1   | LIGHT, INDICATOR, PANEL, LED, RED        |

# Main Frame Group

Note: Unless noted otherwise, use the standard torque specifications

Mfg. No: 5901948

5304185  
5304282



## Main Frame Group

| REF NO | PART NO    | QTY | DESCRIPTION   |
|--------|------------|-----|---|
| 1      | -----      | 1   | FRAME<br>-(Refer to Note: *)  |
| 2      | 5413615B   | 1   | WELD, TOWER INSTRUMENT, CONTROL - RED<br>-(S/N: 2017329777 & Below)       |
| 3      | 5413620A   | 1   | WELD, CENTER CROSS BRACE - BLK  |
| 4      | 1716353    | 2   | GAUGE WHEEL-2.70<br>-(S/N: 2017954955 & Below)                            |
| 4      | 5105521    | 2   | WHEEL, ANTI SCALP, 5"<br>-(S/N: 2017954956 & Above)                       |
| 5      | 5020884    | 4   | BEARING, TAPERED ROLLER, 1"   |
| 6      | 5021072    | 2   | SEAL, GREASE  |
| 7      | 5022308    | 4   | BODY CLIP, 5/16-18-7GA MATERIAL   |
| 8      | 5025448    | 2   | NUT, 3/4-16, HEX JAM NYLON LOCK   |
| 9      | 5109845    | 2   | CAP, GREASE, LOW PROFILE  |
| 10     | 5025449    | 4   | WASHER, BELLEVILLE - 1.500 X .755   |
| 11     | 5402208B   | 2   | WELD, CASTER YOKE - RED MODEL<br>-(S/N: 4001542418 and below)             |
| 11     | 5421396B   | 2   | WELD, CASTER YOKE - RED<br>-(S/N: 4001542419 and above)                   |
| 12     | 5102702    | 2   | PAD, FRICTION, .375 X 1.25 X 4.00   |
| 13     | 5025594    | 4   | SCREW, 5/16-18 X 1, PHILLIPS HD, BZ                                       |
| 14     | 5025392    | 8   | NUT, 5/16-18 HEX NYLOCK FLANGE NUT<br>-(Qty: 4 - S/N: 2017329777 & Below) |
| 15     | 5025156    | 10  | WASHER, 3/8 SAE   |
| 16     | 5025394    | 10  | NUT, 3/8 - 16 HEX NYLOCK FLANGE   |
| 17     | 5100836    | 2   | SPACER, .64 X 1.13 X .63, CZ<br>-(S/N: 2017954955 & Below)                |
| 18     | 5101163    | 2   | SPACER, .38 X .63 X 3.25, YZ<br>-(S/N: 2017954955 & Below)                |
| 18     | 5105554    | 2   | SPACER, .38 X .63 X 3.38, CZ<br>-(S/N: 2017954956 & Above)                |
| 19     | 5025013X36 | 2   | BOLT, 3/8-16 X 4-1/2" GD5 CZ  |
| 20     | 5025457    | 2   | BOLT, 1/4-28 X 1/2, GD5 YZ  |
| 21     | 5025013X8  | 4   | BOLT, 3/8-16 X 1" GD5 CZ  |
| 22     | 5025013X10 | 3   | BOLT, 3/8-16 X 1-1/4" GD5 CZ  |
| 23     | 5413611B   | 1   | PLATE, HEAT SHIELD, STAND ON - RED  |
| 24     | 5025059X6  | 4   | BOLT, 5/16-18 X 3/4", SELF-TAPPING<br>-(S/N: 2017329777 & Below)          |
| 25     | 5020883    | 1   | CUP, BEARING (SV)<br>-(SV)  |
| 26     | 5025011X8  | 4   | BOLT, 5/16-18 X 1" GRD5 YZ  |
| 27     | 5025155    | 4   | WASHER, 5/16" SAE   |
| 28     | 5414399B   | 1   | WELD, FRONT FRAME GUARD, SRSZ2 - RED<br>-(52" Models Only)                |
| 29     | 5025013X12 | 1   | BOLT, 3/8-16 X 1-1/2" GD5 CZ  |
| 30     | 5025100    | 1   | NUT, Hex, Side Lock, 3/8-16   |
| 31     | 5414734B   | 1   | WELD, FRONT GUARD, SRS Z2 61 - RED<br>-(61" Models Only)                  |
| 32     | 5414918B   | 1   | WELD, CONTROL TOWER, Z2<br>-(S/N: 2017329778 - 2017576822)                |
| 33     | 5025145X6  | 4   | BOLT, 5/16-18 X 3/4, CARRIAGE, GD5, CZ<br>-(S/N: 2017329778 & Above)      |
| 34     | 5025498    | 4   | 5/16" PUSH-ON NUT RETAINER, STL, CZ<br>-(S/N: 2017329778 & Above)         |

### Footnotes:

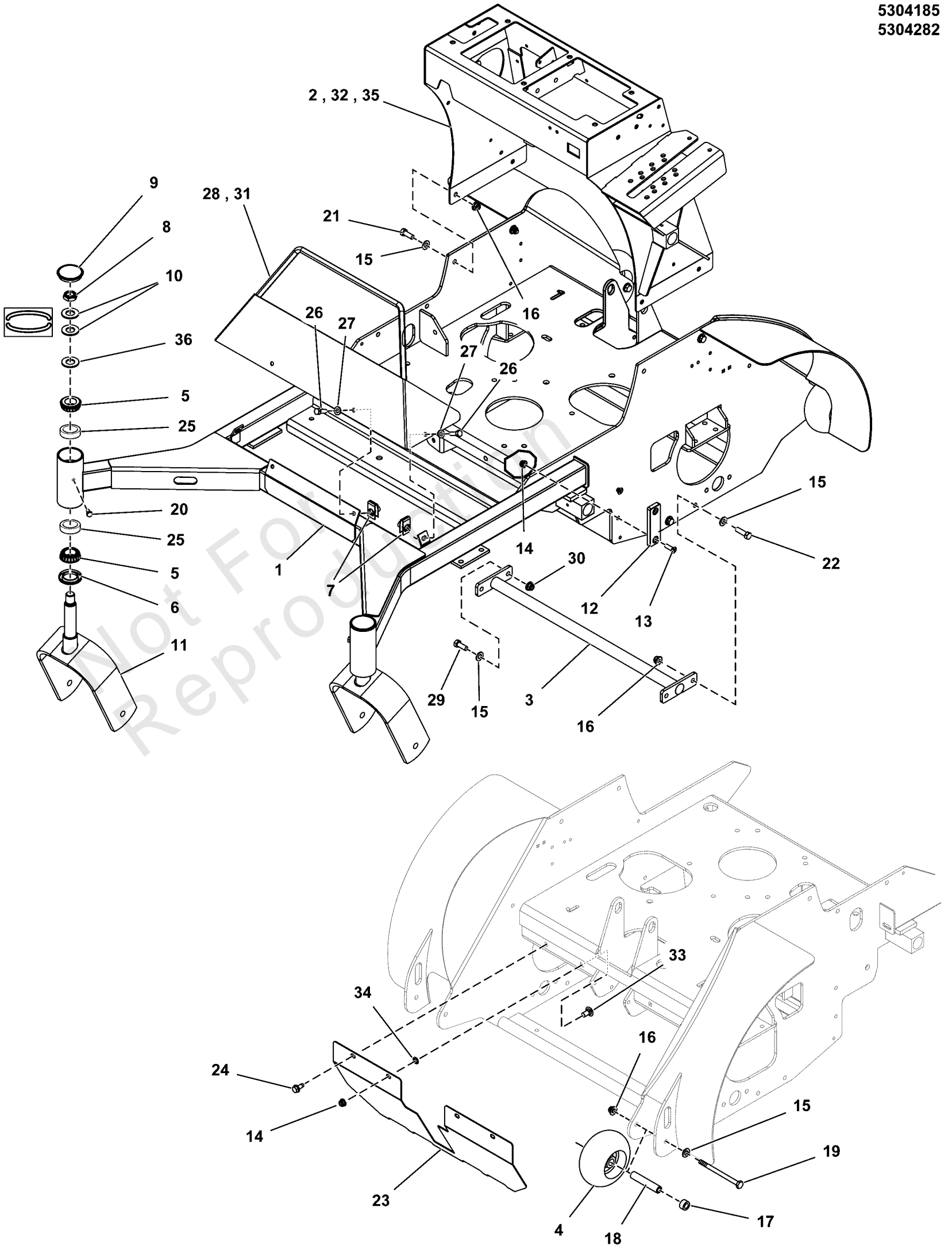
Note: \*If frame is damaged, call 1-800-933-6175 ext. 709

# Main Frame Group

Note: Unless noted otherwise, use the standard torque specifications

Mfg. No: 5901948

5304185  
5304282



## Main Frame Group

---

| REF NO | PART NO  | QTY | DESCRIPTION   |
|--------|----------|-----|---|
| 35     | 5415760B | 1   | WELD, CONTROL TOWER, SRS Z2 - RED<br>-(S/N: 2017576823 & Above) |
| 36     | 5025160  | 2   | WASHER, 3/4 SAE   |

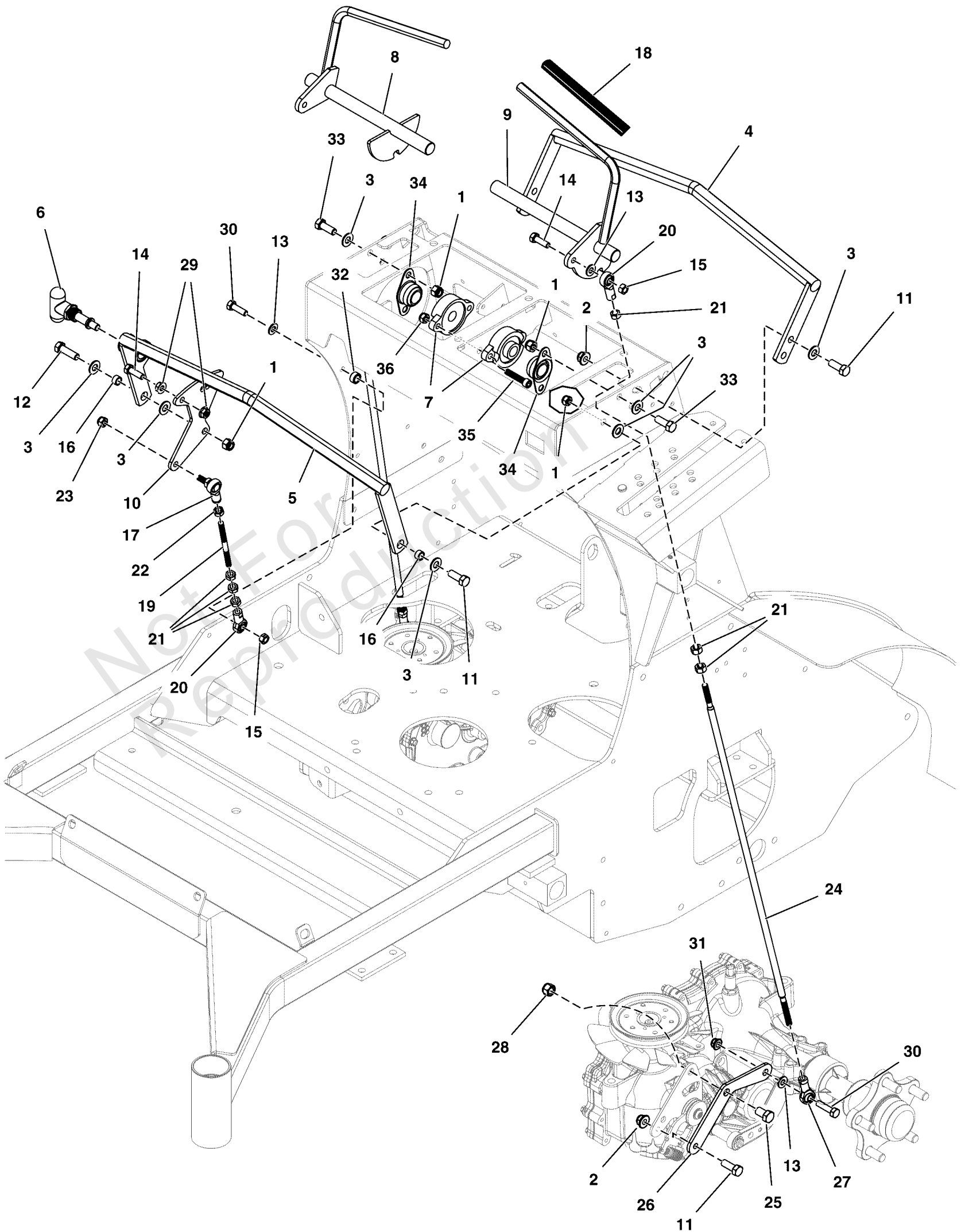
---

Not For  
Reproduction

---

**Footnotes:**

Note: \*If frame is damaged, call 1-800-933-6175 ext. 709





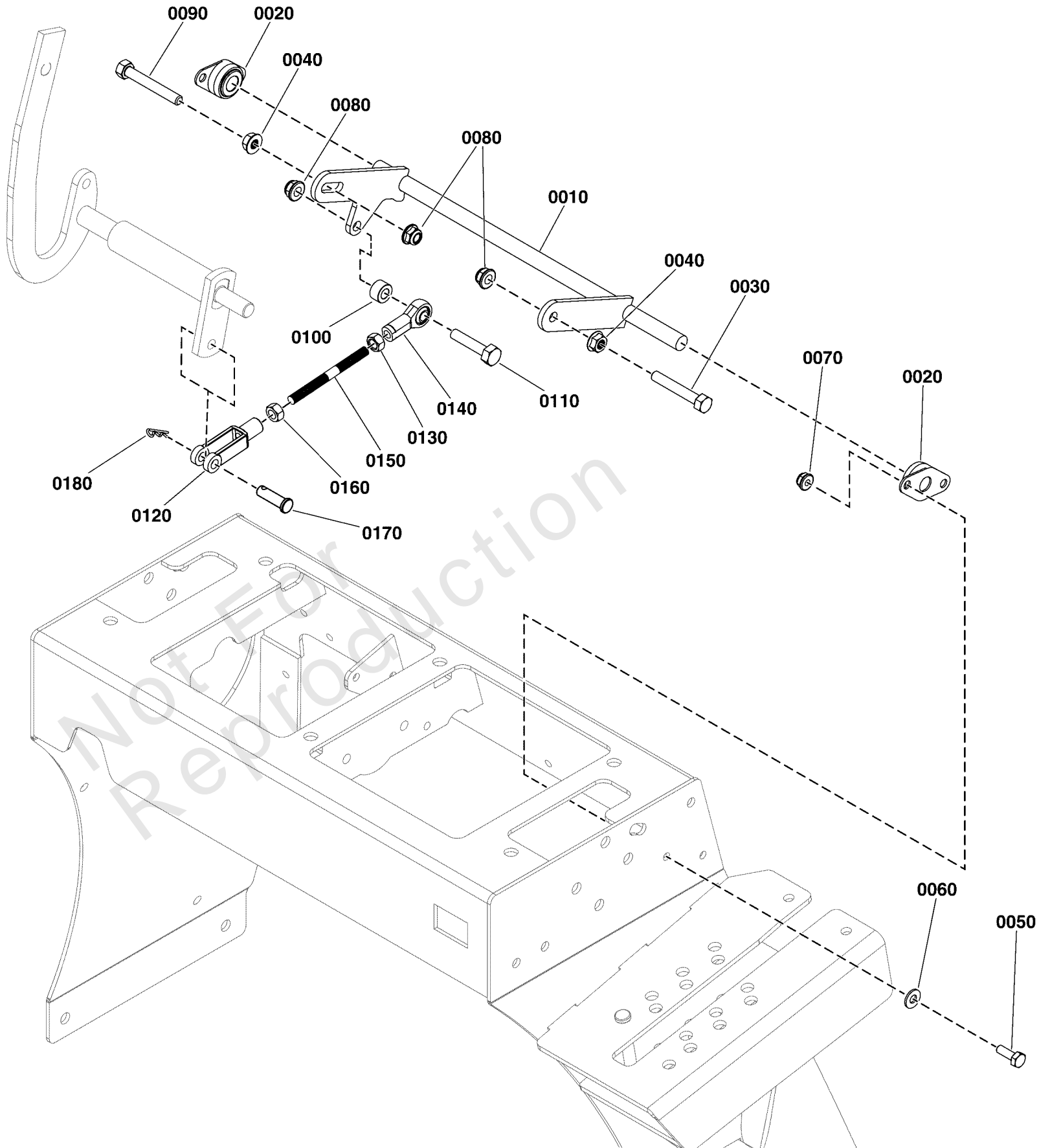
## Motion Control Group

| REF NO | PART NO    | QTY | DESCRIPTION                                |
|--------|------------|-----|--|
| 1      | 5025096    | 8   | NUT, 3/8-16 HEX NYLON LOCK                 |
| 2      | 5025394    | 2   | NUT, 3/8 - 16 HEX NYLOCK FLANGE            |
| 3      | 5025156    | 12  | WASHER, 3/8 SAE                            |
| 4      | 5413594A   | 1   | WELD, REAR HANDLE, STAND ON - BLK          |
| 5      | 5413706A   | 1   | WELD, FRONT HANDLE, STAND ON - BLK         |
| 6      | 5104609    | 1   | PULL PIN, 3/8" DIA X 9/16" STROKE          |
| 7      | 5022846    | 2   | BEARING-FLANGE, 5/8                        |
| 8      | 5415763A   | 1   | WELD, CONTROL HANDLE, RH, SRS Z2 - BLK     |
| 9      | 5415764A   | 1   | WELD, CONTROL HANDLE, LH, SRS Z2 - BLK     |
| 10     | 5415643A   | 1   | PLATE, SPEED ADJUSTMENT, SRS - BLK         |
| 11     | 5025013X8  | 7   | BOLT, 3/8-16 X 1" GD5 CZ                   |
| 12     | 5025013X10 | 1   | BOLT, 3/8-16 X 1-1/4" GD5 CZ               |
| 13     | 5025155    | 5   | WASHER, 5/16" SAE                          |
| 14     | 5025011X8  | 3   | BOLT, 5/16-18 X 1" GRD5 YZ                 |
| 15     | 80003675   | 3   | NUT, 5/16-1/8, HEX, CNTR LK, ZINC PHOS/OIL |
| 16     | 5041930    | 2   | SPACER, .38 X .50 X .27, CZ                |
| 17     | 5104495    | 1   | BALL JOINT, 5/16-24 LH FEMALE W/STUD, BR   |
| 18     | 5101715    | 2   | GRIP, FOAM, .48 x 10 x .125 Black          |
| 19     | 5104608    | 1   | ROD, 5/16-24 X 4.25, CZ                    |
| 20     | 5104493    | 3   | BALL JOINT 5/16-24 RH FEMALE BRONZE RACE   |
| 21     | 5025033    | 9   | NUT, Hex, 5/16-24                          |
| 22     | 5023212    | 1   | NUT, 5/16-24 HEX, LH                       |
| 23     | 5025045    | 1   | NUT, 5/16-24 HEX NYLON LOCK                |
| 24     | 5104551    | 2   | ROD, MOTION CONTROL, STAND-ON              |
| 25     | 5025015X6  | 2   | BOLT, 7/16-14 X 3/4, GD 5 YZ               |
| 26     | 5413628A   | 2   | PLATE, CONTROL MOUNT - BLK                 |
| 27     | 5104494    | 2   | BALL JOINT 5/16-24 LH FEMALE BRONZE RACE   |
| 28     | 5025044    | 2   | NUT, 7/16-14 HEX TOP LOCK                  |
| 29     | 5025127    | 2   | NUT, 5/16-18 HEX SERRATED FLANGE (SMALL)   |
| 30     | 5025011X10 | 3   | BOLT, 5/16-18 X 1-1/4" GD5 YZ              |
| 31     | 5025392    | 2   | NUT, 5/16-18 HEX NYLOCK FLANGE NUT         |
| 32     | 5102463    | 1   | SPACER, .33 X .50 X .25, PM, CZ            |
| 33     | 5025013X6  | 4   | BOLT, 3/8-16 X 3/4" GD5 CZ                 |
| 34     | 5104885    | 2   | BEARING, BRONZE, FLANGED, 5/8", FLB10      |
| 35     | 5025618X12 | 2   | SCREW, SOC HD, 5/16-18 X 1-1/2, BLK        |
| 36     | 5025057    | 2   | NUT, Hex, Nylon Locking, 5/16-18           |

# Neutral Lockout Group

Note: Unless noted otherwise, use the standard torque specifications

Mfg. No: 5901948



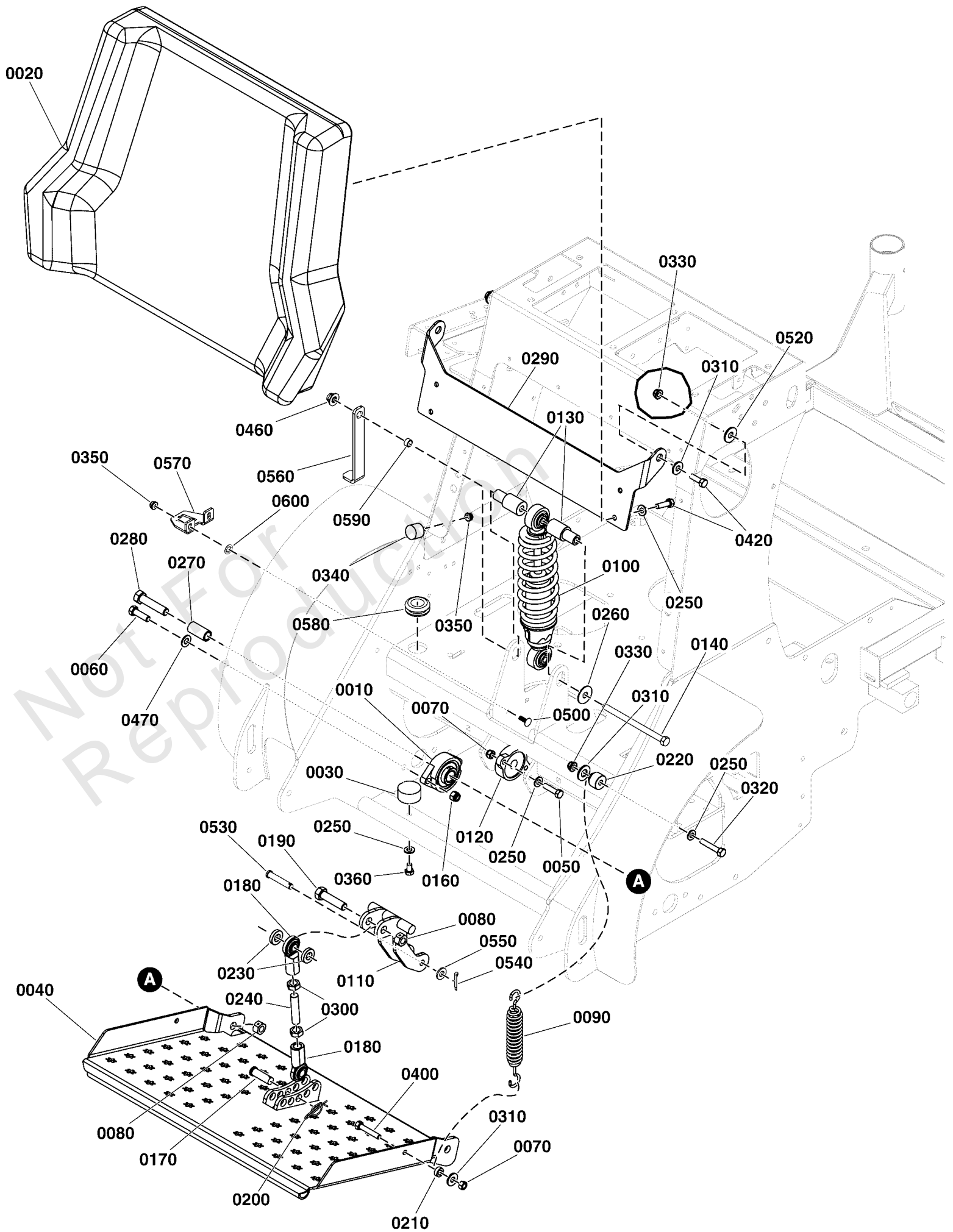
## Neutral Lockout Group

| REF NO | PART NO      | QTY | DESCRIPTION           |
|--------|--------------|-----|-----------------------|
| 0010   | 5418767AAFS  | 1   | LOCK, NEUTRAL         |
| 0020   | 5101123SM    | 2   | BEARING, 1/2 FLANGE   |
| 0030   | 5025011X16YP | 1   | BOLT                  |
| 0040   | 5025127SM    | 2   | NUT, 5/16-18 HEX SERR |
| 0050   | 5025010X6SM  | 4   | BOLT, 1/4-20 X 3/4" G |
| 0060   | 84007033     | 4   | WASHER                |
| 0070   | 5025391FS    | 4   | NUT                   |
| 0080   | 5025392FS    | 3   | NUT                   |
| 0090   | 5025011X18SM | 1   | BOLT, 5/16-18         |
| 0100   | 5103767YP    | 1   | SPACER, .33X.625X.360 |
| 0110   | 5025055X12SM | 1   | BOLT, 5/16-18 X 1-1/2 |
| 0120   | 5023323SM    | 1   | CLEVIS, 5/16-24, STEE |
| 0130   | 5023212SM    | 1   | NUT, 5/16-24 HEX, LH  |
| 0140   | 5104494YP    | 1   | BALL JOINT 5/16-24 LH |
| 0150   | 5104695FS    | 1   | ROD                   |
| 0160   | 5025033FS    | 1   | NUT                   |
| 0170   | 84003641     | 1   | PIN, CLEVIS           |
| 0180   | 5025211SM    | 1   | PIN, HAIR, .0585" X 1 |

# Operator Compartment Group

Note: Unless noted otherwise, use the standard torque specifications

Mfg. No: 5901948



## Operator Compartment Group

| REF NO | PART NO    | QTY | DESCRIPTION  |
|--------|------------|-----|--|
| 0010   | 5021499    | 2   | BEARING, FLANGE                                    |
| 0020   | 5104452    | 1   | KNEE PAD, STAND-ON<br>-(S/N: 4000875836 and below) |
| 0020   | 5108192    | 1   | KNEE PAD, STAND ON<br>-(S/N: 4000875837 and above) |
| 0030   | 5104593    | 2   | BUMPER, RUBBER                                     |
| 0040   | 5414131A   | 1   | WELD, STAND ON PLATFORM - BLK                      |
| 0050   | 5025011X8  | 4   | BOLT, 5/16-18 X 1" GRD5 YZ                         |
| 0060   | 5025013X10 | 4   | BOLT, 3/8-16 X 1-1/4" GD5 CZ                       |
| 0070   | 80003675   | 5   | NUT, 5/16-1/8, HEX, CNTR LK, ZINC PHOS/OIL         |
| 0080   | 5025332    | 3   | NUT, 1/2-13 Hex Side Lock                          |
| 0090   | 5022847    | 1   | SPRING-EXT, 1.04 ODX6.935LGX.148WR, BLK            |
| 0100   | 5104640    | 1   | SHOCK / SPRING ASSEMBLY                            |
| 0110   | 84008611   | 1   | LINKAGE  |
| 0120   | 5022846    | 2   | BEARING-FLANGE, 5/8                                |
| 0130   | 5104620    | 2   | SPACER, STEP, .39 X 1.00 X .69, CZ                 |
| 0140   | 5025013X44 | 1   | BOLT, 3/8-16 X 5-1/2" GD5 CZ                       |
| 0160   | 5025096    | 4   | NUT, 3/8-16 HEX NYLON LOCK                         |
| 0170   | 5025328X12 | 1   | PIN, CLEVIS, 1/2 X 1-1/2, PLATED                   |
| 0180   | 1702779    | 2   | JOINT-BALL .500-20 THD .500ID, CLR ZINC            |
| 0190   | 5025017X16 | 1   | BOLT, 1/2-13 X 2" GD5 CZ                           |
| 0200   | 5025540    | 1   | PIN, SURE LOCK COTTER, .09 X .75, CZ               |
| 0210   | 5104654    | 1   | SPACER, .33 X .63 X .25, CZ                        |
| 0220   | 5104655    | 1   | SPACER, .328 X 1.0 X .85, CZ                       |
| 0230   | 5100520    | 2   | SPACER, .52 X 1.00 X .22, PM, CZ                   |
| 0240   | 5104663    | 1   | ROD, THREADED, 1/2-20 X 2.25                       |
| 0250   | 5025155    | 12  | WASHER, 5/16" SAE                                  |
| 0260   | 5025165    | 1   | WASHER, 3/8" Fender                                |
| 0270   | 5104658    | 2   | SPACER, .52 X .74 X 1.50, CZ                       |
| 0280   | 5025017X18 | 2   | BOLT, 1/2-13 X 2-1/4" GD5 CZ                       |
| 0290   | 5415781B   | 1   | PLATE, PAD MOUNT, SRS - RED                        |
| 0300   | 5025089    | 2   | NUT, 1/2-20 Hex Jam                                |
| 0310   | 5025337    | 4   | WASHER, 5/16" USS                                  |
| 0320   | 5025011X14 | 1   | BOLT, 5/16-18 X 1-3/4" GD5 YZ                      |
| 0330   | 5025392    | 3   | NUT, 5/16-18 HEX NYLOCK FLANGE NUT                 |
| 0340   | 5022673    | 2   | BUMPER, RUBBER, 1/4-20                             |
| 0350   | 5025391    | 4   | NUT, 1/4-20 Hex Nylock Flange                      |
| 0360   | 5025011X6  | 2   | BOLT, 5/16-18 X 3/4 GD5                            |
| 0400   | 1960086    | 1   | SCREW, TRUSS HD TORX DR5/16-18X0.875 BLK           |
| 0420   | 5025011X8  | 6   | BOLT, 5/16-18 X 1" GRD5 YZ                         |
| 0460   | 5025394    | 1   | NUT, 3/8 - 16 HEX NYLOCK FLANGE                    |
| 0470   | 5025156    | 4   | WASHER, 3/8 SAE                                    |
| 0500   | 80003518   | 2   | BOLT, 1/4-20X0.750, GR5, STD NECK, SQ, ZC/CL       |
| 0520   | 5025164    | 2   | WASHER, 5/16" Fender                               |
| 0530   | 84007981   | 1   | PIN, Clevis  |
| 0540   | 5025203X6  | 1   | * PIN, COTTER, 1/8" X 3/4                          |
| 0550   | 5025293    | 1   | WASHER, 3/8" GR. 9 FLAT                            |
| 0560   | 5107798    | 1   | PLATE, LINK, OPC, SRSZ                             |
| 0570   | 5105692    | 1   | PLATE, SWITCH, OPC, SRSZ, CZ                       |
| 0580   | 5103944    | 1   | GROMMET, 7/8"ID, 1/4" THICK STK                    |
| 0590   | 5041930    | 1   | SPACER, .38 X .50 X .27, CZ                        |
| 0600   | 80004801   | 2   | BOLT, 1/4, PUSHNUT RETAINER, PHOSPHATE/OIL         |



## Parking Brake Group

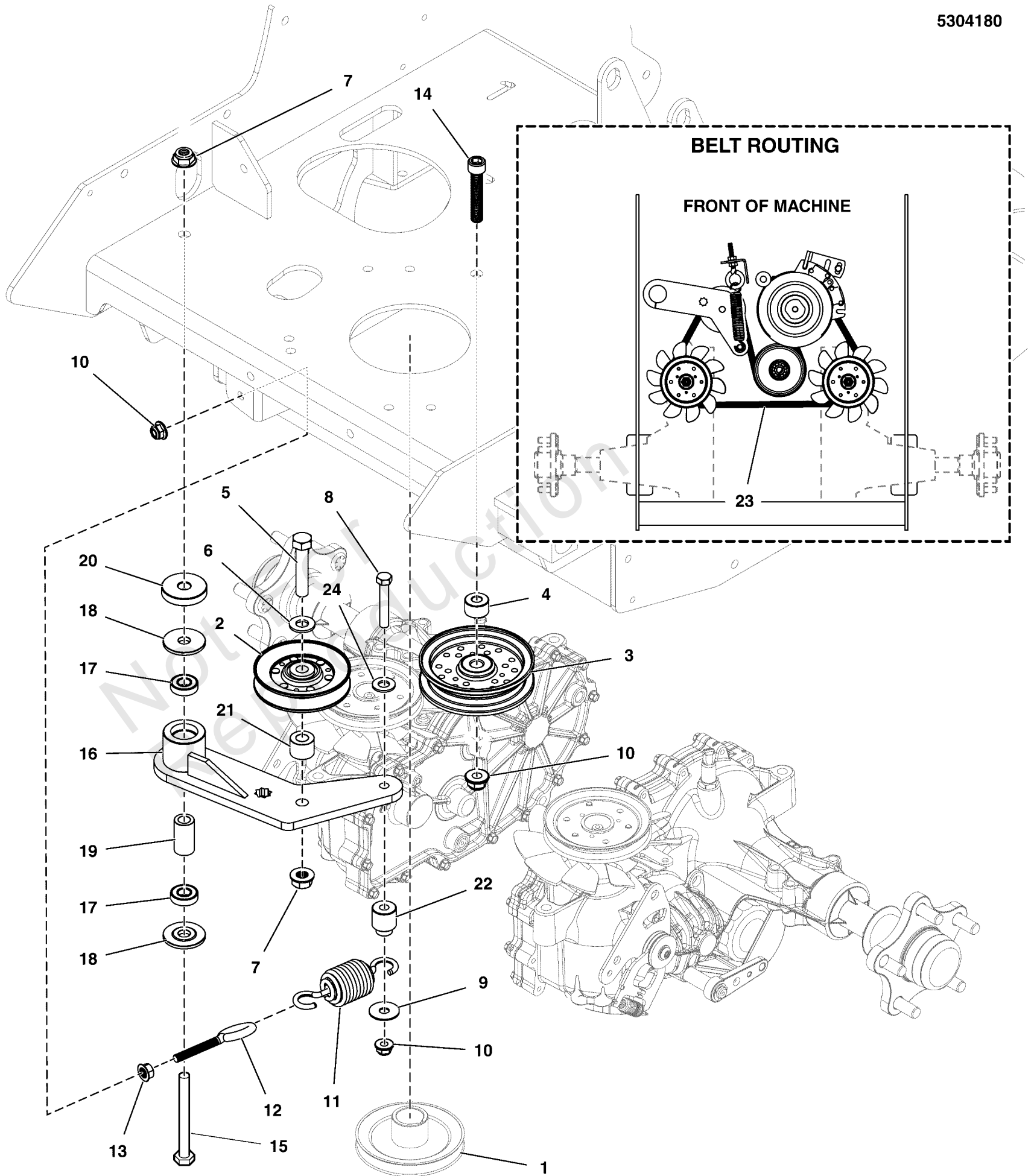
| REF NO | PART NO    | QTY | DESCRIPTION                                 |
|--------|------------|-----|---|
| 1      | 5100171    | 1   | GRIP, BLACK FLEXIBLE                        |
| 2      | 5108225    | 1   | ROD, PARKING BRAKE, TRANS-LEFT              |
| 3      | 5108226    | 1   | ROD, PARKING BRAKE, TRANS-RIGHT             |
| 4      | 5020637    | 1   | SPRING-COMP, .375IDX2.75LGX.054WR, SS       |
| 5      | 5023242    | 1   | SPRING-COMP, .496ID X 3.00LG X .112WR       |
| 6      | 5023323    | 1   | CLEVIS, 5/16-24, STEEL, CLEAR ZINC          |
| 7      | 5413619AA  | 1   | WELD, BRAKE SHAFT, STAND ON - BLK           |
| 8      | 5104548    | 1   | ROD, BRAKE, STAND-ON                        |
| 9      | 84008395   | 1   | ARM, Brake                                  |
| 10     | 5104768    | 1   | SHAFT, UPPER BRAKE ROD, SRSZ                |
| 11     | 5106314    | 1   | PLATE, BRAKE TAB, STAND-ON                  |
| 12     | 5010580    | 1   | COLLAR, 1/2 SET (1/2 SPLIT COLLAR IN MODEL) |
| 13     | 5414267AA  | 1   | PLATE, BRAKE SWITCH, STAND ON               |
| 14     | 5025010X14 | 1   | BOLT, 1/4 X 20 X 1-3/4 GD5 YZ               |
| 15     | 5025010X10 | 1   | BOLT, 1/4-20 X 1-1/4 GD5 CZ                 |
| 16     | 5025126    | 2   | NUT, 1/4-20 HEX SERR. FLANGE                |
| 17     | 5025391    | 12  | NUT, 1/4-20 Hex Nylock Flange               |
| 18     | -----      | 1   | SEE ELECTRICAL GROUP                        |
| 19     | 5020047    | 1   | COLLAR, 5/16" Set                           |
| 20     | 5104270    | 1   | BEARING, 5/8" FLANGED, PLASTIC BALL         |
| 21     | 5101123    | 3   | BEARING, 1/2 FLANGED, PLASTIC BALL          |
| 22     | 5025213X8  | 1   | PIN, CLEVIS, 5/16 X 1, PLATED               |
| 23     | 5025211    | 1   | PIN, HAIR, .0585 X 1-1/8, 1/4 EYE, YZ       |
| 24     | 5025010X6  | 10  | BOLT, 1/4"-20 X 3/4" GD5 YZ                 |
| 25     | 5025154    | 8   | WASHER, 1/4 SAE                             |
| 26     | 5010213    | 2   | SPRING-EXT, .740 ODX2.025LGX.072WR, BLK     |
| 27     | 5025045    | 2   | NUT, 5/16-24 HEX NYLON LOCK                 |
| 28     | 5104748    | 4   | COLLAR, DOUBLE SPLIT, 7MM                   |
| 29     | 5025033    | 1   | NUT, Hex, 5/16-24                           |
| 30     | 2860664    | 1   | SCREW-HEX SEMS WSHR 1/4-20 X.88 DOG PT      |
| 31     | 5025337    | 3   | WASHER, 5/16" USS                           |
| 32     | -----      | 1   | SEE MAIN FRAME GROUP                        |

# Transaxle Drive Group

Note: Unless noted otherwise, use the standard torque specifications

Mfg. No: 5901948

5304180





## Transaxle Drive Group

| REF NO | PART NO    | QTY | DESCRIPTION   |
|--------|------------|-----|---|
| 1      | -----      | 1   | PULLEY, CRANKSHAFT, STAND ON (See Engine & PTO Group) |
| 2      | 5104616    | 1   | PULLEY, V-IDLER, 4"OD X .51"ID, A-SEC                 |
| 3      | 5104787    | 1   | PULLEY, IDLER, 4" OD X .38" ID, FLGS, ZP              |
| 4      | 5046860    | 1   | SPACER, .39 X 1.00 X .50, PM, CZ                      |
| 5      | 5025017X22 | 1   | BOLT, 1/2-13 X 2-3/4 GD5 CZ                           |
| 6      | 5025158    | 1   | WASHER, 1/2 SAE                                       |
| 7      | 5025396    | 2   | NUT, Hex Flange, Nylock, 1/2-13                       |
| 8      | 5025013X18 | 1   | BOLT, 3/8-16 X 2-1/4" GD5 CZ                          |
| 9      | 5025165    | 1   | WASHER-3/8 FENDER                                     |
| 10     | 5025394    | 3   | NUT, 3/8-16 HEX NYLOCK FLANGE                         |
| 11     | 5104676    | 1   | SPRING EXT, 1.50ODX4.75LGX.177WR, BLK                 |
| 12     | 5025429    | 1   | EYEBOLT, 3/8-16 X 4, 2.13THRD, .75EYE, C              |
| 13     | 5025128    | 1   | NUT, 3/8-16 HEX SERRATED FLANGE                       |
| 14     | 5025625X16 | 1   | SCREW, SOC HD CAP, 3/8-16 X 2, BLACK                  |
| 15     | 5025017X32 | 1   | BOLT, 1/2-13 X 4" GD5 CZ                              |
| 16     | 5414039AA  | 1   | WELD, TENSION ARM, PUMP DRIVE - BLK                   |
| 17     | 7078243    | 2   | BEARING, BALL, AXLE                                   |
| 18     | 5103262    | 2   | SPACER, IDLER ARM, 1/2, PM                            |
| 19     | 5103812    | 1   | SPACER, .52 X .84 X 1.53, PM                          |
| 20     | 5103363    | 1   | SPACER, .52 X 1.88 X .38                              |
| 21     | 5045178    | 1   | SPACER, .52 X 1.00 X .75, CZ                          |
| 22     | 5045943    | 1   | SPACER, SHOULDER                                      |
| 23     | 5104590    | 1   | BELT, A-SEC, 66.27"EL, RAW EDGE                       |
| 24     | 5025156    | 1   | WASHER, 3/8 SAE                                       |

# Transaxle SERVICE Parts - Hydro-Gear ZT3800 (5108073\_5108072)

Note: Unless noted otherwise, use the standard torque specifications

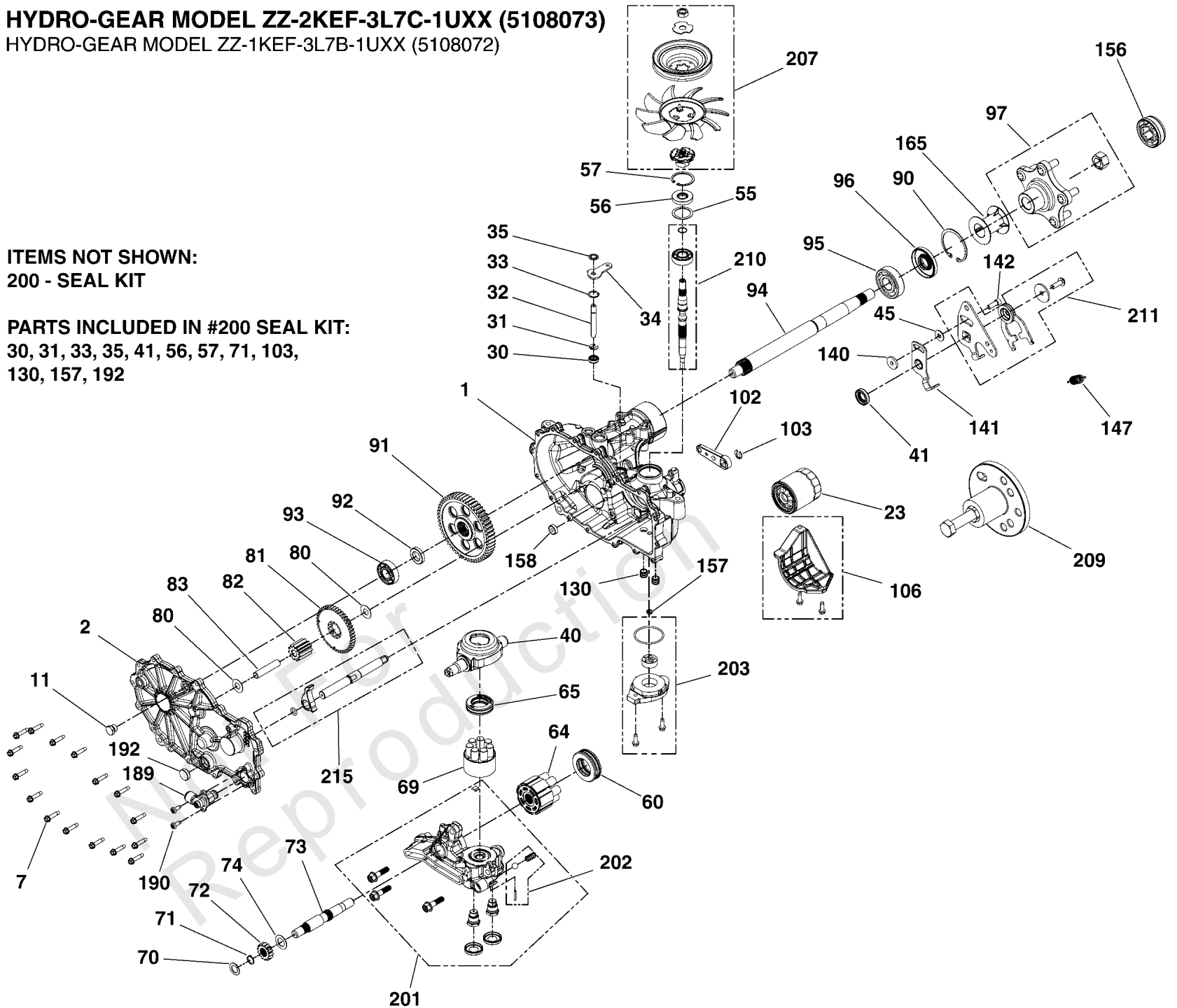
Mfg. No: 5901948

## HYDRO-GEAR MODEL ZZ-2KEF-3L7C-1UXX (5108073)

HYDRO-GEAR MODEL ZZ-1KEF-3L7B-1UXX (5108072)

ITEMS NOT SHOWN:  
200 - SEAL KIT

PARTS INCLUDED IN #200 SEAL KIT:  
30, 31, 33, 35, 41, 56, 57, 71, 103,  
130, 157, 192



**Transaxle SERVICE Parts - Hydro-Gear ZT3800 (5108073\_5108072)**

| REF NO | PART NO    | QTY | DESCRIPTION                                   |
|--------|------------|-----|---|
| 1      | ----       | 1   | KIT, HOUSING, MAIN, LH, CHARGE, CONTROL       |
| 2      | ----       | 1   | KIT, COVER, SIDE, LH, COOLER                  |
| 7      | ----       | 16  | SCREW, HEX WASHER                             |
| 11     | ----       | 1   | PLUG EXTERNAL HEX VENT 9/16-18                |
| 23     | 5101026X1  | 1   | FILTER, OIL, ZT2800                           |
| 30     | 5108072X1  | 1   | SEAL, LIP .375 X .75 X .25 (55232)            |
| 31     | ----       | 1   | BYPASS RETAINING RING 1                       |
| 32     | ----       | 1   | ROD, BYPASS .375 X 2.88                       |
| 33     | ----       | 1   | BYPASS RETAINING RING 2                       |
| 34     | ----       | 1   | ARM, BYPASS                                   |
| 35     | ----       | 1   | RING, RETAINING .375 EXTERNAL                 |
| 40     | ----       | 1   | SWASHPLATE, TRUNNION                          |
| 41     | 5101026X2  | 1   | SEAL, CONTROL ARM, 18X32X7, #51140            |
| 45     | ----       | 1   | WASHER, .34X.88X.06                           |
| 55     | 1730272    | 1   | SPACER (50951)                                |
| 56     | 5023414    | 1   | Lip Seal 17 x 40 x 7 PTC                      |
| 57     | 5023415    | 1   | Spacer  |
| 60     | ----       | 1   | BEARING, THRUST 35 x 62 x 18                  |
| 64     | ----       | 1   | KIT, 16cc CYLINDER BLOCK ASSEMBLY STEAM TREAT |
| 65     | ----       | 1   | BEARING, THRUST PLASTIC CAGE                  |
| 69     | ----       | 1   | KIT, CYLINDER BLOCK (12cc)                    |
| 70     | ----       | 1   | WASHER, .63 X 1.00 X .05 FLAT                 |
| 71     | 1706130    | 1   | RING-SNAP (44145)                             |
| 72     | ----       | 1   | GEAR, 14T (STEEL)                             |
| 73     | ----       | 1   | SHAFT, MOTOR                                  |
| 74     | ----       | 1   | WASHER, .71 X 1.16 X .04 FLAT                 |
| 80     | ----       | 2   | WASHER, .51 X 1.00 X .03 FLAT                 |
| 81     | ----       | 1   | GEAR, 45T STEEL                               |
| 82     | ----       | 1   | GEAR, 11T (STEEL)                             |
| 83     | ----       | 1   | PIN, JACKSHAFT                                |
| 90     | 5108072X2  | 1   | RING, RETAINING 244 INTERNAL (55176)          |
| 91     | ----       | 1   | GEAR, 54T FORGED                              |
| 92     | ----       | 1   | SPACER, .750 X 1.320 X .257                   |
| 93     | 5108072X3  | 1   | BEARING, BALL 19.05X47.00X14.00 (54554)       |
| 94     | ----       | 1   | SHAFT, AXLE                                   |
| 95     | 5108072X4  | 1   | BEARING, 25.4 X 62 X 17, 6305R (55173)        |
| 96     | 5108072X5  | 1   | SEAL, 1.00 X 2.44 X .375 LIP (55175)          |
| 97     | 5104580X6  | 1   | HUB, ZT3400, 71691                            |
| 102    | ----       | 1   | HANDLE, ACTUATING                             |
| 103    | 5104055    | 1   | E-CLIP, BRAKE ARM, ZT3100 & ZT3400            |
| 106    | ----       | 1   | KIT, FILTER GUARD                             |
| 130    | ----       | 2   | TUBE, CHARGE TRIPLE O-RING                    |
| 140    | ----       | 1   | SPACER, .320X1.005X.179                       |
| 141    | ----       | 1   | ARM, NEUTRAL, LH                              |
| 142    | ----       | 1   | SHCS, 5/16-24 X .875 (PATCH)                  |
| 147    | 5108072X9  | 1   | SPRING, EXTENSION (51833)                     |
| 156    | 5103589X7  | 1   | AXLE CAP,                                     |
| 157    | ----       | 1   | KIT, GEROTOR SEAL                             |
| 158    | ----       | 1   | MAGNET  |
| 165    | 5103589X9  | 1   | DEBRIS GUARD HG #53496                        |
| 189    | 5108072X10 | 1   | ASSEMBLY, AUX COOLER PORT (#55672)            |



## Transaxle SERVICE Parts - Hydro-Gear ZT3800 (5108073\_5108072)

| REF NO | PART NO   | QTY | DESCRIPTION                               |
|--------|-----------|-----|---|
| 190    | -----     | 2   | SCREW, PAN HEAD, 1/4-20 X .625            |
| 192    | -----     | 1   | SEAL, PLUG .875 X .250                    |
| 200    | 5108072X6 | 1   | KIT, SEAL, ZT-3800 (73000)                |
| 201    | -----     | 1   | KIT, CENTER SECTION, LH CHARGE            |
| 202    | -----     | 1   | KIT, CHARGE RELIEF                        |
| 203    | 5108072X7 | 1   | KIT, CHARGE PUMP (72795)                  |
| 207    | 5104580X1 | 1   | FAN & PULLEY KIT, ZT3400'S, STAND-ON      |
| 209    | -----     | 1   | KIT, HUB PULLER                           |
| 210    | 5103589X4 | 1   | KIT, INPUT SHAFT (BEARING AND SHAFT ONLY) |
| 211    | 1735490   | 1   | KIT, L.H. Control Arm                     |
| 215    | 5108072X8 | 1   | KIT, OUTBOARD, RH ROT B/LH ROT A (72960)  |

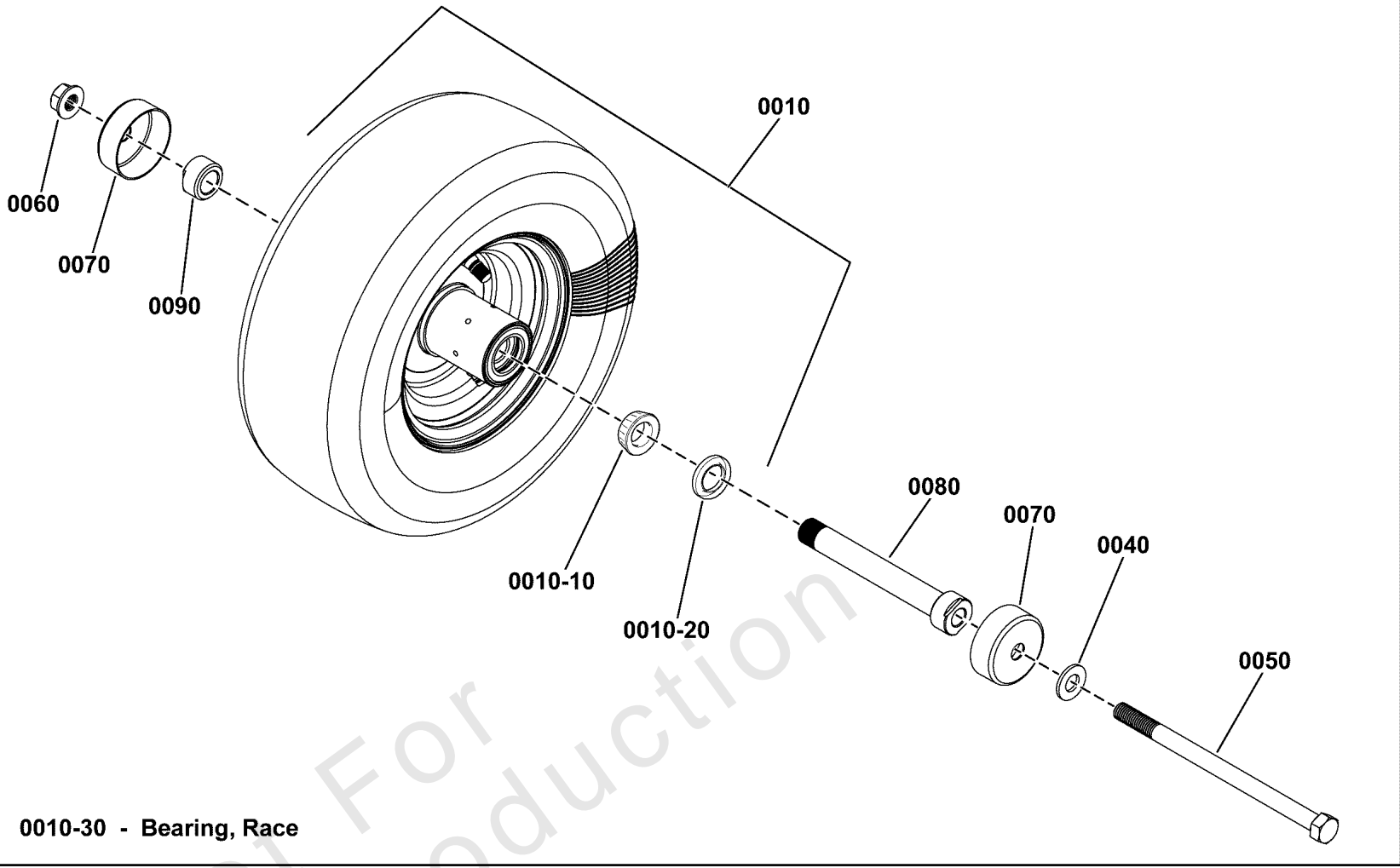
Not For Reproduction

# Wheel and Tire Group

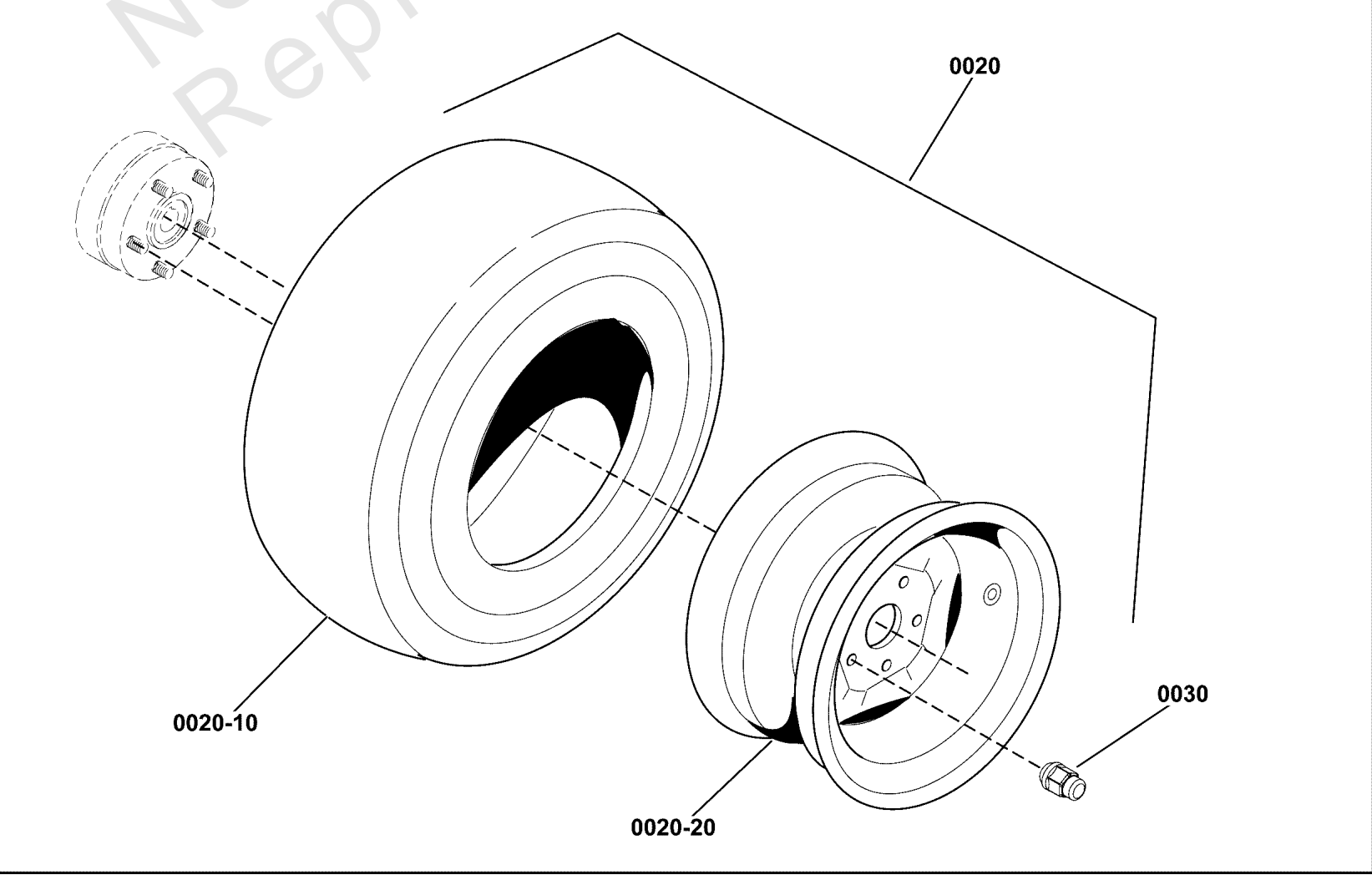
Note: Unless noted otherwise, use the standard torque specifications

Mfg. No: 5901948

## Front Wheels & Tires



## Rear Wheels & Tires



## Wheel and Tire Group

| REF NO  | PART NO    | QTY | DESCRIPTION   |
|---------|------------|-----|---|
| 0010    | 5109034FS  | 2   | TIRE ASSEMBLY   |
| 0010-10 | 5022631SX2 | 2   | BEARING, Tapered Roller<br>-(SV - 2 per tire)   |
| 0010-20 | 5022631SX3 | 2   | SEAL, GREASE<br>-(SV - 2 per tire)  |
| 0010-30 | 5022631SX4 | 2   | BEARING, RACE<br>-(SV - 2 per tire)   |
| 0020    | 5109038    | 2   | TIRE ASSEMBLY (23 x 10.5 - 12, TURF MASTER, Black Rim)                                    |
| 0020-10 | 84003895   | 2   | TIRE (23 X 10.5 - 12)<br>-(SV - 1 per tire)   |
| 0020-20 | -----      | 2   | WHEEL RIM<br>-(SV - 1 per tire)   |
| 0030    | -----      | 10  | LUG NUT, Black<br>-(Originally Black Lug nut - Replacement 5020601SM is silver in color). |
| 0030    | 5020601SM  | 10  | NUT, 1/2-20, FOR WHEEL BOLT SILVER<br>-(Replacement 5020601SM is silver in color).        |
| 0040    | 5025158    | 2   | WASHER, 1/2 SAE   |
| 0050    | 5025017X64 | 2   | BOLT, 1/2-13 X 8 GD5 YZ (NLA)   |
| 0060    | 5025396    | 2   | NUT, Hex Flange, Nylock, 1/2-13   |
| 0070    | 5108803    | 4   | DUST CAP, CASTER TIRE, BLACK  |
| 0080    | 5103648    | 2   | BEARING ADJUSTER, SPACER, 6.062 LG  |
| 0090    | 5103650    | 2   | NUT, BEARING ADJUSTER, AXLE   |

# Hardware Identification & Torque Specifications

| Torque Specification Chart                             |           |      |           |      |            |      |            |      |
|--|-----------|------|-----------|------|------------|------|------------|------|
| FOR STANDARD METRIC MACHINE HARDWARE (Tolerance ± 20%) |           |      |           |      |            |      |            |      |
| Property Class   | 5.6       |      | 8.8       |      | 10.9       |      | 12.9       |      |
|  | Class 5.6 |      | Class 8.8 |      | Class 10.9 |      | Class 12.9 |      |
| Size Of Hardware                                       | in/lbs    |      | in/lbs    |      | in/lbs     |      | in/lbs     |      |
|  | ft/lbs    | Nm.  | ft/lbs    | Nm.  | ft/lbs     | Nm.  | ft/lbs     | Nm.  |
| M3   | 5.88      | .56  | 13.44     | 1.28 | 19.2       | 1.80 | 22.92      | 2.15 |
| M4   | 13.44     | 1.28 | 30.72     | 2.90 | 43.44      | 4.10 | 52.56      | 4.95 |
| M5   | 26.4      | 2.50 | 60.96     | 5.75 | 5.97       | 8.10 | 7.15       | 9.7  |
| M6   | 44.64     | 4.3  | 7.3       | 9.9  | 10.3       | 14   | 12.1       | 16.5 |
| M7   | 5.2       | 7.1  | 12.1      | 16.5 | 16.9       | 23   | 19.9       | 27   |
| M8   | 7.7       | 10.5 | 17.7      | 24   | 25         | 34   | 29         | 40   |
| M10  | 15        | 21   | 35        | 48   | 50         | 67   | 59         | 81   |
| M12  | 26        | 36   | 61        | 83   | 86.2       | 117  | 103        | 140  |
| M14  | 42        | 58   | 101       | 132  | 136        | 185  | 162        | 220  |
| M16  | 64        | 88   | 147       | 200  | 210        | 285  | 250        | 340  |
| M18  | 89        | 121  | 202       | 275  | 287        | 390  | 346        | 470  |
| M20  | 126       | 171  | 290       | 390  | 405        | 550  | 486        | 660  |
| M22  | 169       | 230  | 390       | 530  | 559        | 745  | 656        | 890  |
| M24  | 217       | 295  | 497       | 375  | 708        | 960  | 840        | 1140 |
| M27  | 320       | 435  | 733       | 995  | 1032       | 1400 | 1239       | 1680 |
| M30  | 435       | 590  | 995       | 1350 | 1401       | 1900 | 1681       | 2280 |
| M33  | 590       | 800  | 1349      | 1830 | 1902       | 2580 | 2278       | 3090 |
| M36  | 759       | 1030 | 1740      | 2360 | 2441       | 3310 | 2935       | 3980 |
| M39  | 988       | 1340 | 2249      | 3050 | 3163       | 4290 | 3798       | 5150 |

| Torque Specification Chart                      |             |       |             |       |             |         |
|---|-------------|-------|-------------|-------|-------------|---------|
| FOR STANDARD MACHINE HARDWARE (Tolerance ± 20%) |             |       |             |       |             |         |
| Hardware Grade                                  | No Marks    |       | SAE Grade 5 |       | SAE Grade 8 |         |
|   | SAE Grade 2 |       | SAE Grade 5 |       | SAE Grade 8 |         |
| Size Of Hardware                                | in/lbs      |       | in/lbs      |       | in/lbs      |         |
|   | ft/lbs      | Nm.   | ft/lbs      | Nm.   | ft/lbs      | Nm.     |
| 8-32  | 19          | 2.1   | 30          | 3.4   | 41          | 4.6     |
| 8-36  | 20          | 2.3   | 31          | 3.5   | 43          | 4.9     |
| 10-24   | 27          | 3.1   | 43          | 4.9   | 60          | 6.8     |
| 10-32   | 31          | 3.5   | 49          | 5.5   | 68          | 7.7     |
| 1/4-20  | 66          | 7.6   | 8           | 10.9  | 12          | 16.3    |
| 1/4-28  | 76          | 8.6   | 10          | 13.6  | 14          | 19.0    |
| 5/16-18   | 11          | 15.0  | 17          | 23.1  | 25          | 34.0    |
| 5/16-24   | 12          | 16.3  | 19          | 25.8  | 29          | 34.0    |
| 3/8-16  | 20          | 27.2  | 30          | 40.8  | 45          | 61.2    |
| 3/8-24  | 23          | 31.3  | 35          | 47.6  | 50          | 68.0    |
| 7/16-14   | 30          | 40.8  | 50          | 68.0  | 70          | 95.2    |
| 7/16-20   | 35          | 47.6  | 55          | 74.8  | 80          | 108.8   |
| 1/2-13  | 50          | 68.0  | 75          | 102.0 | 110         | 149.6   |
| 1/2-20  | 55          | 74.8  | 90          | 122.4 | 120         | 163.2   |
| 9/16-12   | 65          | 88.4  | 110         | 149.6 | 150         | 204.0   |
| 9/16-18   | 75          | 102.0 | 120         | 163.2 | 170         | 231.2   |
| 5/8-11  | 90          | 122.4 | 150         | 204.0 | 220         | 299.2   |
| 5/8-18  | 100         | 136   | 180         | 244.8 | 240         | 326.4   |
| 3/4-10  | 160         | 217.6 | 260         | 353.6 | 386         | 525.0   |
| 3/4-16  | 180         | 244.8 | 300         | 408.0 | 420         | 571.2   |
| 7/8-9   | 140         | 190.4 | 400         | 544.0 | 600         | 816.0   |
| 7/8-14  | 155         | 210.8 | 440         | 598.4 | 660         | 897.6   |
| 1-8   | 220         | 299.2 | 580         | 788.8 | 900         | 1,244.0 |
| 1-12  | 240         | 326.4 | 640         | 870.4 | 1,000       | 1,360.0 |

The guides and ruler furnished below are designed to help you select the appropriate hardware.



Nut, M8

Thread Diameter (mm)

Inside Diameter (in)      Threads per inch

Nut, 1/2-16



Screw, M8- 1.25 x 25

Thread Diameter (mm)      Distance between threads (mm)      Body Length (mm)

Body Diameter      Threads per inch      Body Length (in)

Screw, 1/2- 16 x 2



## Standard Hardware Sizing

When a washer or nut is identified as 1/2" (M8), this is the *Nominal size*, meaning the *inside diameter* is 1/2 inch (8mm metric thread diameter); if a second number is present it represents the *threads per inch* (distance between threads).

When bolt or capscrew is identified as 1/2 - 16 x 2" (M8 - 1.25 x 50), this means the *Nominal size*, or body diameter is 1/2 inch (8mm metric thread diameter), the second number, 16, represents the *threads per inch*, (*distance between threads*). The final number is the body length of the bolt or screw, 2 inches (50mm).

## NOTES

- These torque values are to be used for all hardware excluding: locknuts, self-tapping screws, thread forming screws, sheet metal screws and socket head setscrews.
- Recommended seating torque values for locknuts:
  - for prevailing torque locknuts - use 65% of grade 5 torques.
  - for flange whizlock nuts and screws - use 135% of grade 5 torques.
- Unless otherwise noted on assembly drawings, all torque values must meet this specification.

## Common Hardware Types

Hex Head Capscrew



Washer



Carriage Bolt



Hex Nut

## Wrench & Fastener Size Guide

|                                  |                                  |                                  |  |                                 |
|----------------------------------|----------------------------------|----------------------------------|--|---------------------------------|
|                                  |                                  |                                  |  |                                 |
| 1/4" Bolt or Nut<br>Wrench—7/16" | 5/16" Bolt or Nut<br>Wrench—1/2" | 3/8" Bolt or Nut<br>Wrench—9/16" | 7/16" Bolt or Nut<br>Wrench (Bolt)—5/8"<br>Wrench (Nut)—11/16" | 1/2" Bolt or Nut<br>Wrench—3/4" |
| M6 Bolt or Nut<br>Wrench—10mm    | M8 Bolt or Nut<br>Wrench—13mm    | M10 Bolt or Nut<br>Wrench—17mm   | M12 Bolt or Nut<br>Wrench—19mm                                 | M14 Bolt or Nut<br>Wrench—22mm  |



