



Parts Manual

Mfg. No: 5901892
FW45 Series with 52" Side Discharge
Mower Deck (FW45BVE2852)

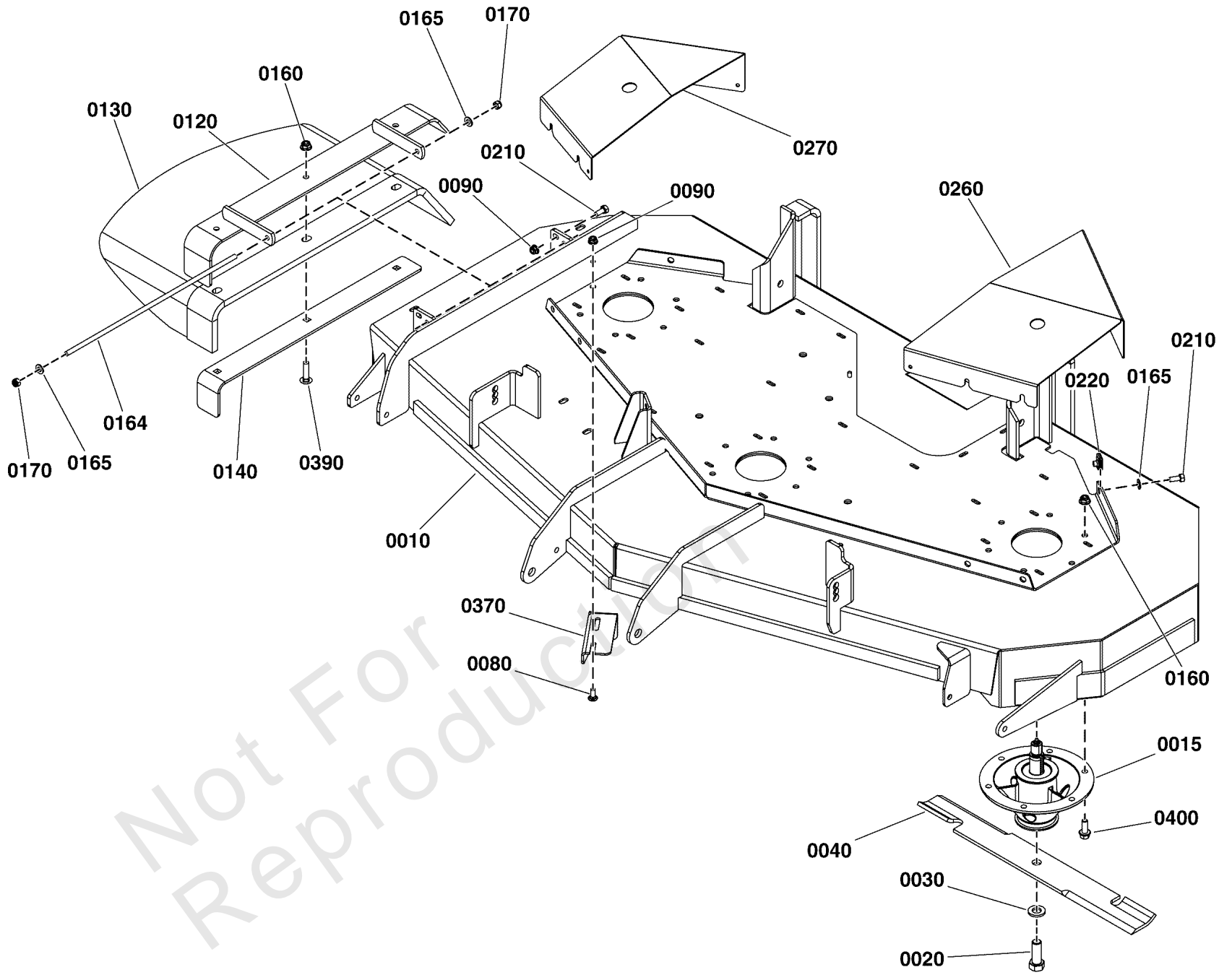


| Model Components | Page |
|---|-------------|
| 52" Mower Deck Group - Housing, Covers, Spindles, and Blades. | 4 |
| 52" Mower Deck Group - Pulleys, Belt, and Idler Arm S/N: 4001694244 and below. | 6 |
| 52" Mower Deck Group - Pulleys, Belt, and Idler Arm S/N: 4001694245 and above. | 8 |
| 52" Mower Deck Group - Rollers. | 10 |
| Decal Group - Brand and Model. | 12 |
| Decal Group - Safety and Operation. | 14 |
| Deck Lift Group S/N: 4001694244 and below. | 16 |
| Deck Lift Group S/N: 4001694245 and above. | 18 |
| Electrical Group S/N: 4001694244 and below. | 20 |
| Electrical Group S/N: 4001694245 and above. | 22 |
| Electrical Schematic - Charging Circuit S/N: 4001694244 and below. | 24 |
| Electrical Schematic - Charging Circuit S/N: 4001694245 and above. | 26 |
| Electrical Schematic - Cranking Circuit S/N: 4001694244 and below. | 28 |
| Electrical Schematic - Cranking Circuit S/N: 4001694245 and above. | 30 |
| Electrical Schematic - Ignition Grounding Circuit/Operator Presence S/N: 4001694244 and below. | 32 |
| Electrical Schematic - Ignition Grounding Circuit/Operator Presence S/N: 4001694245 and above. | 34 |
| Electrical Schematic - PTO Clutch Circuit S/N: 4001694244 and below. | 36 |
| Electrical Schematic - PTO Clutch Circuit S/N: 4001694245 and above. | 38 |
| Engine & PTO Group - Briggs & Stratton EFI (Remote Oil Tank) S/N: 4001694244 and below. | 40 |
| Engine & PTO Group - Briggs & Stratton EFI (Remote Oil Tank) S/N: 4001694245 and above. | 42 |
| Engine Deck Group. | 44 |
| Engine Remote Oil Tank, Hoses, & Mount Group. | 46 |
| Front Frame Group. | 48 |
| Fuel Supply Hose and Evap Group (No Canister). | 50 |
| Fuel Tank and Mount Group. | 52 |
| Handle Bar Group S/N: 4001694244 and below. | 54 |
| Handle Bar Group S/N: 4001694245 and above. | 56 |
| Hydraulic Group - Hoses and Loom. | 58 |
| Hydraulic Group - Transaxle Selector Valve. | 60 |
| Hydraulic Group S/N: 4001694244 and below. | 62 |
| Hydraulic Group S/N: 4001694245 and above. | 64 |
| Motion Control Group - Forward Speed Control, Operator Presence, and Foot Pedal S/N: 4001694244 and | 66 |
| Motion Control Group - Forward Speed Control, Operator Presence, and Foot Pedal S/N: 4001694245 and | 68 |
| Motion Control Group - Steering Levers S/N: 4001694244 and below. | 70 |
| Motion Control Group - Steering Levers S/N: 4001694245 and above. | 72 |
| Parking Brake Group S/N: 4001694244 and Below. | 74 |
| Parking Brake Group S/N: 4001694245 and Above. | 76 |
| Transaxle Drive Group. | 78 |
| Transaxle SERVICE PARTS - 5108694 and 5108693. | 80 |
| Wheel and Tire Group. | 84 |
| Torque Specification Chart. | 86 |

52" Mower Deck Group - Housing, Covers, Spindles, and Blades

Note: Unless noted otherwise, use the standard torque specifications

Mfg. No: 5901892



52" Mower Deck Group - Housing, Covers, Spindles, and Blades

| REF NO | PART NO | QTY | DESCRIPTION |
|--------|------------|-----|--|
| 0010 | 5601106 | 1 | DECK SHELL W/ DECALS, FW35-52 (5422046B) |
| 0015 | 5100993 | 3 | SPINDLE ASSM, CAST IRON 8.0 - 6-BOLT |
| 0020 | 5025320X14 | 3 | BOLT, 5/8-11 X 1-3/4 GD8 |
| 0030 | 5025477 | 3 | WASHER, BLADE BOLT, 9/16" F436, CZ |
| 0040 | 5101756S | 1 | BLADE, 18 X .25 X 2.5, 1 X 3.5 (SET OF THREE) -(Refer to Note :*) |
| 0080 | 5025145X6 | 2 | BOLT, 5/16-18 X 3/4, CARRIAGE, GD5, CZ |
| 0090 | 5025392 | 3 | NUT, 5/16-18 HEX NYLOCK FLANGE NUT |
| 0120 | 5413400AA | 1 | NLA - WELD, MOUNT, DISCHARGE CHUTE - BLK |
| 0130 | 84011105 | 1 | CHUTE, Discharge |
| 0140 | 5413398AA | 1 | SUPPORT, DISCHARGE CHUTE - BLK |
| 0160 | 5025394 | 21 | NUT, 3/8 - 16 HEX NYLOCK FLANGE |
| 0164 | 5061300 | 1 | ROD, MOUNT, CHUTE, 61, CZ |
| 0165 | 5025155 | 8 | WASHER, 5/16" SAE |
| 0170 | 5025045 | 2 | NUT, 5/16-24 HEX NYLON LOCK |
| 0210 | 5025011X6 | 7 | BOLT, 5/16-18 X 3/4 GD5 |
| 0220 | 5022308 | 6 | BODY CLIP, 5/16-18-7GA MATERIAL |
| 0260 | 5412336B | 1 | GUARD, DECK, 52, LH - RED |
| 0270 | 5412335B | 1 | GUARD, DECK, 52, RH - RED |
| 0370 | 84003127 | 1 | DEFLECTOR |
| 0390 | 5025146X12 | 3 | BOLT, 3/8-16 X 1-1/2, CARRIAGE, GD5, CZ |
| 0400 | 5025390X8 | 18 | BOLT, 3/8-16 X 1, FLANGE, GD 5, CZ |

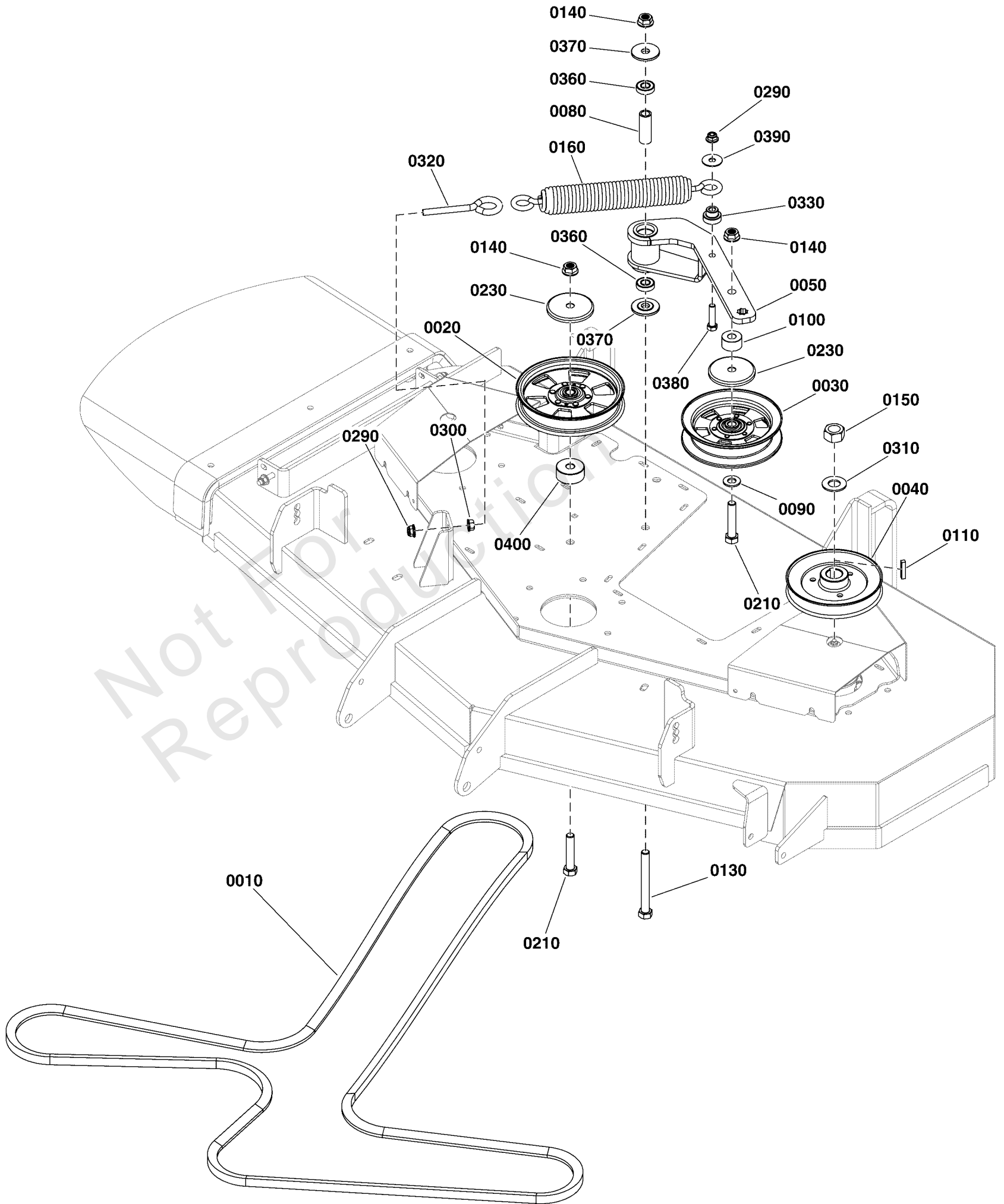
Footnotes:

Note : * Set of 3 blades.

52" Mower Deck Group - Pulleys, Belt, and Idler Arm S/N: 4001694244 and below

Note: Unless noted otherwise, use the standard torque specifications

Mfg. No: 5901892



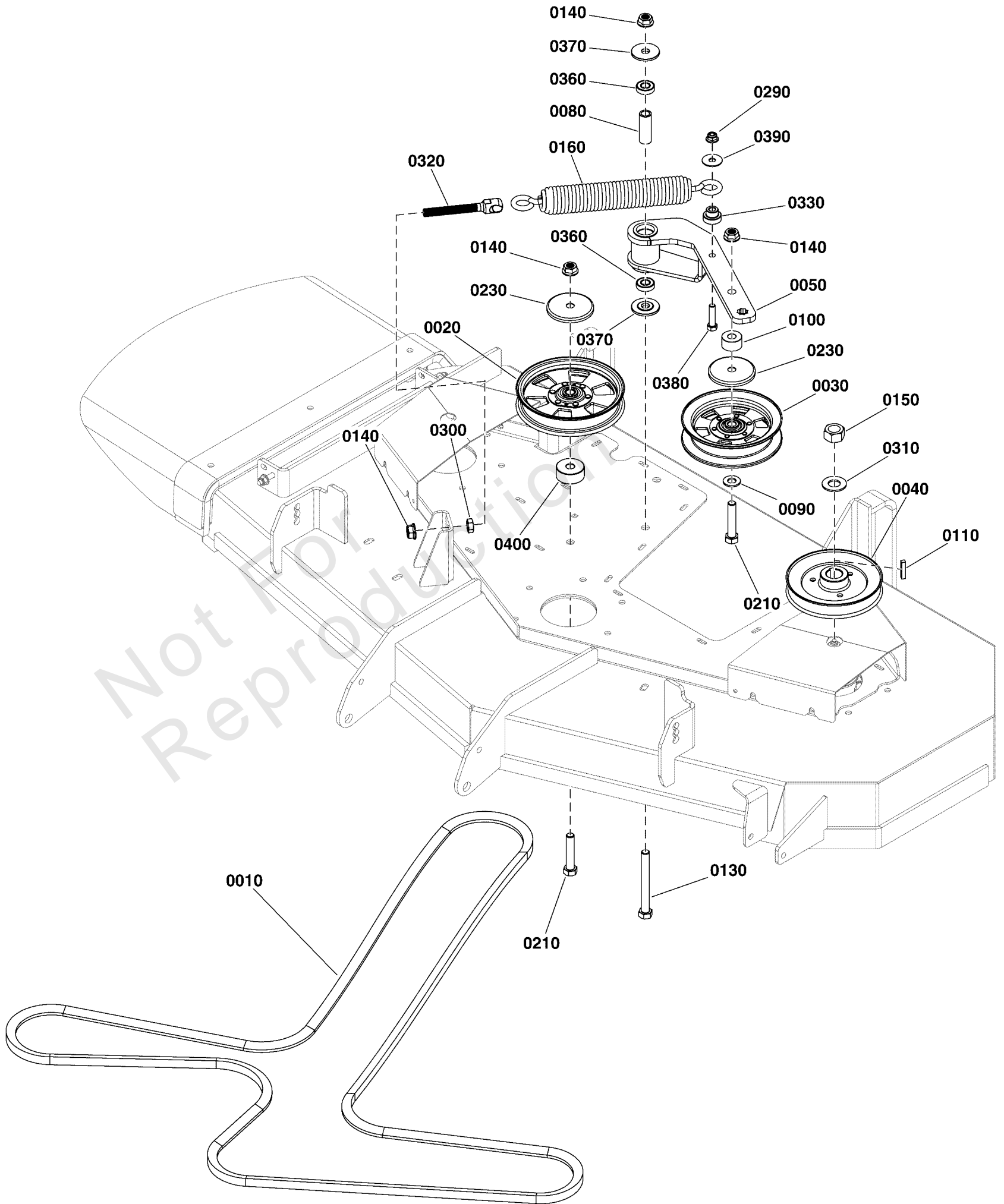
52" Mower Deck Group - Pulleys, Belt, and Idler Arm S/N: 4001694244 and below

| REF NO | PART NO | QTY | DESCRIPTION |
|--------|------------|-----|--|
| 0010 | 5103392 | 1 | BELT, 5V, 147.40"EL, LRG ARAMID,WRPD, RC |
| 0020 | 5104717 | 2 | PULLEY, FLT IDLR, 6.0 X 1.0 X .50, CZ |
| 0030 | 5104716 | 1 | PULLEY,IDLER,BACKSIDE,NOSEAM 6.25ODX.5ID |
| 0040 | 5101351 | 3 | PULLEY, 5.926OB X .985ID, SINGLE B-SEC |
| 0050 | 5412371A | 1 | WELD, TENSION ARM, CUTTER DECK - BLK |
| 0080 | 5104172 | 1 | SPACER, .505 X .75 X 2.085, CZ |
| 0090 | 5025158 | 1 | WASHER, 1/2 SAE |
| 0100 | 5047142 | 1 | SPACER, .52 X 1.25 X .70, PM, CZ |
| 0110 | 5050407X10 | 3 | KEY, 1/4" SQ. X 1-1/4 |
| 0130 | 5025017X36 | 1 | BOLT, 1/2-13 X 4-1/2" GD5 YZ |
| 0140 | 5025396 | 4 | NUT, Hex Flange, Nylock, 1/2-13 |
| 0150 | 5025405 | 3 | NUT, 3/4-16 Hex |
| 0160 | 5104166 | 1 | SPRING, EXT, 1.5ODX12.25X.234WIRE BLK |
| 0210 | 5025017X20 | 3 | BOLT, 1/2-13 X 2-1/2" GD5 CZ |
| 0230 | 5105145 | 3 | SHIELD, BEARING, 1/2 ID X 2-7/8 OD, CZ |
| 0290 | 5025394 | 2 | NUT, 3/8 - 16 HEX NYLOCK FLANGE |
| 0300 | 5025128 | 1 | NUT, 3/8-16 Hex Large Serrated Flange |
| 0310 | 5025406 | 3 | WASHER, 3/4 BELLEVILLE CL/ZC |
| 0320 | 5023497 | 1 | EYE BOLT, 3/8-16 X 5, 2.88THRD, 1EYE, CZ |
| 0330 | 5102406 | 1 | SPACER, .38 X 1.13 X .781 STEP, CZ |
| 0360 | 7078243 | 2 | BEARING, BALL, AXLE |
| 0370 | 5103262 | 2 | SPACER, IDLER ARM, 1/2, PM |
| 0380 | 5025013X12 | 1 | BOLT, 3/8-16 X 1-1/2" GD5 CZ |
| 0390 | 5025165 | 1 | WASHER, 3/8" Fender |
| 0400 | 5046916 | 2 | SPACER, .51 x 1.75 x .75 |

52" Mower Deck Group - Pulleys, Belt, and Idler Arm S/N: 4001694245 and above

Note: Unless noted otherwise, use the standard torque specifications

Mfg. No: 5901892



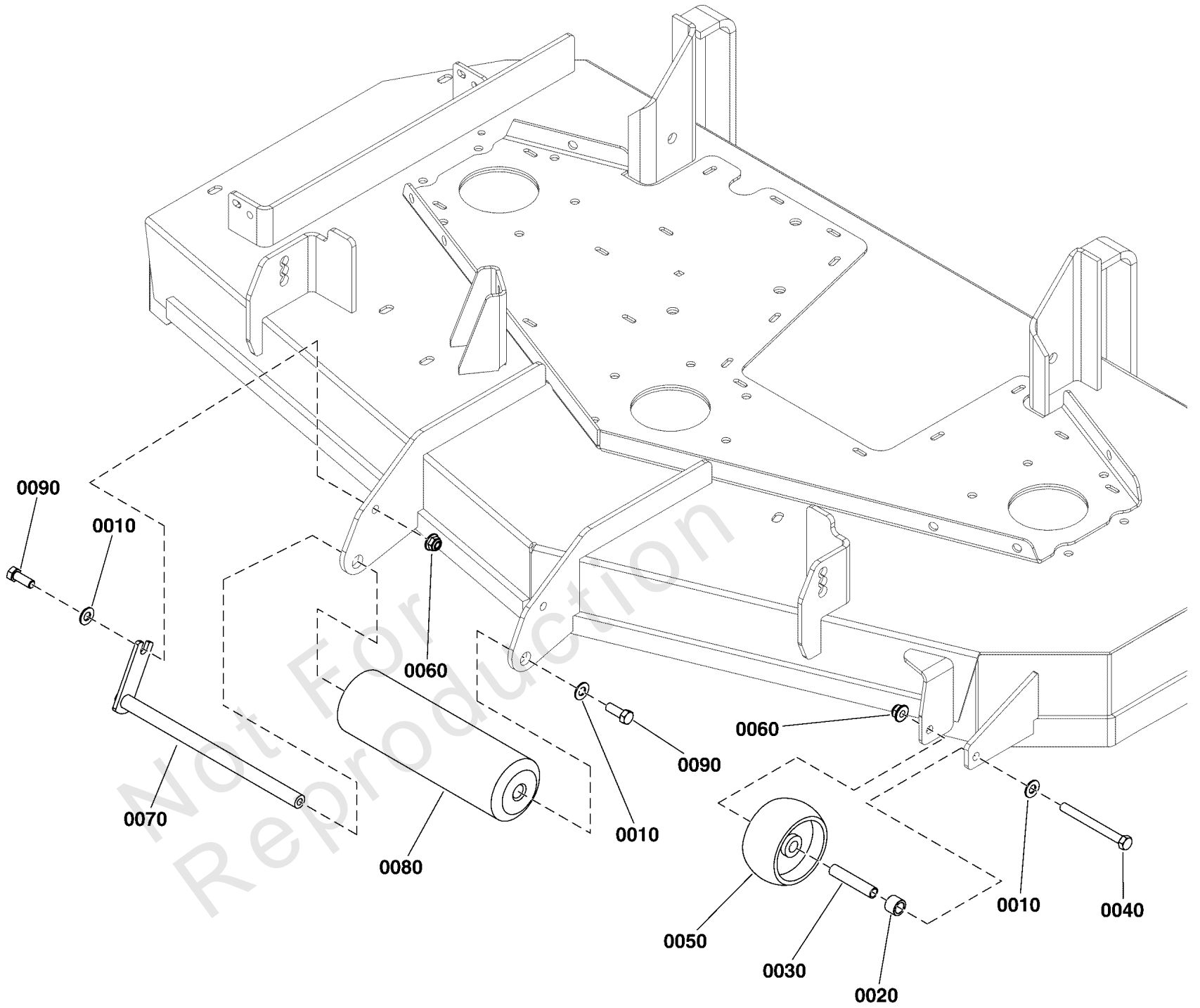
52" Mower Deck Group - Pulleys, Belt, and Idler Arm S/N: 4001694245 and above

| REF NO | PART NO | QTY | DESCRIPTION |
|--------|------------|-----|--|
| 0010 | 5103392 | 1 | BELT, 5V, 147.40"EL, LRG ARAMID,WRPD, RC |
| 0020 | 5104717 | 2 | PULLEY, FLT IDLR, 6.0 X 1.0 X .50, CZ |
| 0030 | 5104716 | 1 | PULLEY,IDLER,BACKSIDE,NOSEAM 6.25ODX.5ID |
| 0040 | 5101351 | 3 | PULLEY, 5.926OB X .985ID, SINGLE B-SEC |
| 0050 | 5412371A | 1 | WELD, TENSION ARM, CUTTER DECK - BLK |
| 0080 | 5104172 | 1 | SPACER, .505 X .75 X 2.085, CZ |
| 0090 | 5025158 | 1 | WASHER, 1/2 SAE |
| 0100 | 5047142 | 1 | SPACER, .52 X 1.25 X .70, PM, CZ |
| 0110 | 5050407X10 | 3 | KEY, 1/4" SQ. X 1-1/4 |
| 0130 | 5025017X36 | 1 | BOLT, 1/2-13 X 4-1/2" GD5 YZ |
| 0140 | 5025396 | 5 | NUT, Hex Flange, Nylock, 1/2-13 |
| 0150 | 5025405 | 3 | NUT, 3/4-16 Hex |
| 0160 | 5104166 | 1 | SPRING, EXT, 1.5ODX12.25X.234WIRE BLK |
| 0210 | 5025017X20 | 3 | BOLT, 1/2-13 X 2-1/2" GD5 CZ |
| 0230 | 5105145 | 3 | SHIELD, BEARING, 1/2 ID X 2-7/8 OD, CZ |
| 0290 | 5025394 | 1 | NUT, 3/8 - 16 HEX NYLOCK FLANGE |
| 0300 | 5025089 | 1 | NUT, 1/2-20 Hex Jam |
| 0310 | 5025406 | 3 | WASHER, 3/4 BELLEVILLE CL/ZC |
| 0320 | 5105844 | 1 | SPRING PULLER, 1/2-20, 5.00 |
| 0330 | 5102406 | 1 | SPACER, .38 X 1.13 X .781 STEP, CZ |
| 0360 | 7078243 | 2 | BEARING, BALL, AXLE |
| 0370 | 5103262 | 2 | SPACER, IDLER ARM, 1/2, PM |
| 0380 | 5025013X12 | 1 | BOLT, 3/8-16 X 1-1/2" GD5 CZ |
| 0390 | 5025165 | 1 | WASHER, 3/8" Fender |
| 0400 | 5046916 | 2 | SPACER, .51 x 1.75 x .75 |

52" Mower Deck Group - Rollers

Note: Unless noted otherwise, use the standard torque specifications

Mfg. No: 5901892



52" Mower Deck Group - Rollers


| REF NO | PART NO | QTY | DESCRIPTION |
|--------|------------|-----|--|
| 0010 | 5025156 | 3 | WASHER, 3/8 SAE |
| 0020 | 5047027 | 1 | SPACER, .51 X .75 X .56, PM, CZ |
| 0030 | 5104675 | 1 | SPACER, .38 X .50 X 2.50, CZ |
| 0040 | 5025013X28 | 1 | BOLT, 3/8-16 X 3-1/2" GD5 CZ |
| 0050 | 1714760 | 1 | WHEEL- 2.00 WIDE 3.88 DIA 0.531ID POLY |
| 0060 | 5025394 | 2 | NUT, 3/8 - 16 HEX NYLOCK FLANGE |
| 0070 | 5105755 | 1 | PIN, ROLLER, CZ |
| 0080 | 5020785 | 1 | ROLLER, DECK |
| 0090 | 5025013X8 | 2 | BOLT, 3/8-16 X 1" GD5 CZ |

Not For Reproduction

Decal Group - Brand and Model

Note: Unless noted otherwise, use the standard torque specifications

Mfg. No: 5901892



Decal Group - Brand and Model

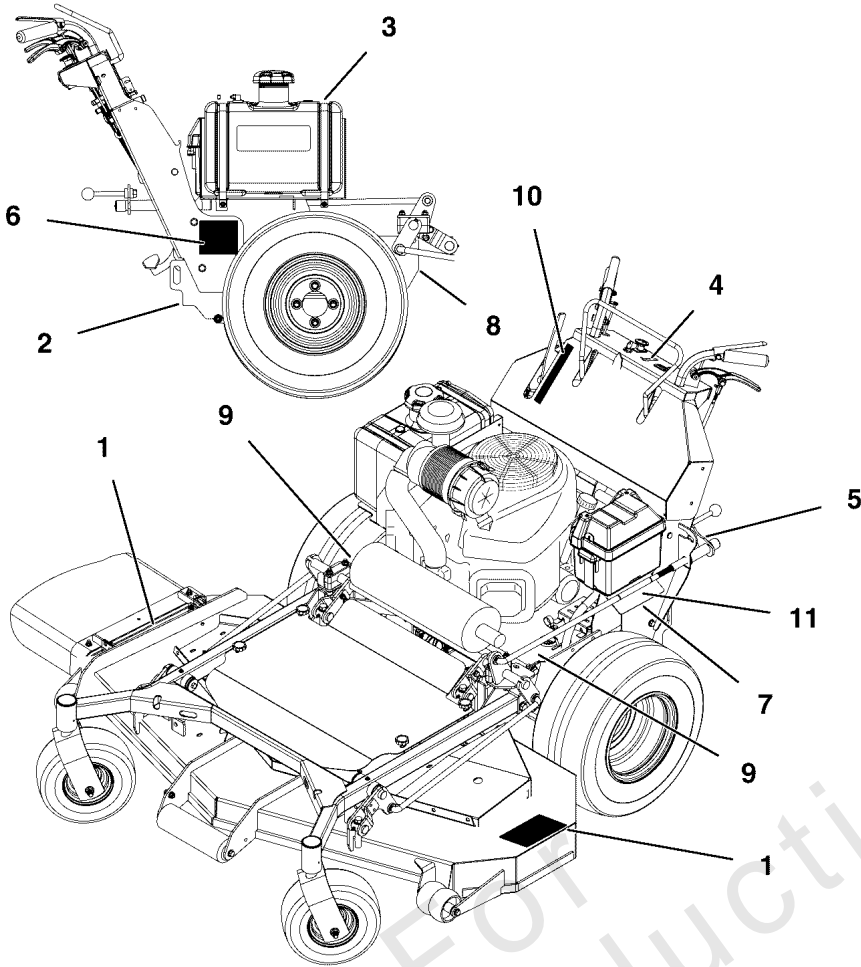
| REF NO | PART NO | QTY | DESCRIPTION |
|--------|-----------|-----|------------------------|
| 1 | 5022812 | 1 | DECAL, 52 |
| 2 | 5104767FS | 1 | DECAL, BRAND |
| 3 | 5108862 | 1 | DECAL, MODEL, W45 |
| 4 | 5107428 | 1 | DECAL, FERRIS TEXT, 5" |

Not For Reproduction

Decal Group - Safety and Operation

Note: Unless noted otherwise, use the standard torque specifications

Mfg. No: 5901892



⚠ DANGER
Amputation and thrown objects hazard

- Keep hands and feet away from deck.
- Do not operate mower unless discharge chute or entire grass catcher is in its proper place.

TRANSAXLE SERVICE VALVE

Read operator's manual for hydraulic oil change procedure.

OFF

HYDRAULIC OIL
USE SAE 20W-50 MOTOR OIL

LH RH

⚠ WARNING
Avoid serious injury or death

- Read operator's manual before using this product.
- Go across slopes, NOT up and down.
- Look down and behind before and while backing.
- Stop the mower when children or others are near.
- Remove objects that could be thrown by the blade.
- Keep safety devices (guards, shields, switches, etc.) in place and working.
- Do NOT operate this machine unless you are trained.
- Know the location and function of all controls.
- Avoid steep slopes. Reduce speed and use extreme caution on slopes.

⚠ WARNING
Fire Hazard
 Gasoline is flammable. Debris is combustible.

- Allow engine to cool for at least 3 minutes before refueling.
- Keep unit cleaned of debris.
- This equipment may create sparks that can start fires around dry vegetation. A spark arrester may be required. Contact local fire agencies for regulations relating to fire prevention requirements.

The operator's manual is available in Spanish. La manual del operador está disponible en Español.

Ignition System (Gasoline Models)
 This spark ignition system complies with Canadian standard ICES-002.

3-1/4" (8.3 cm)

Belt: 5104193

1.5" (3.81) —
 2" (5.08) —
 2.5" (6.35) —
 3" (7.62) —
 3.5" (8.89) —
 4" (10.16) —
 4.5" (11.43) —
 5" (12.70) —

" = INCHES
 () = CM

FACTORY-FILLED WITH 15W-50 Full-Synthetic
WATERBURY OIL

Models with Remote Oil Tank

⚠ DANGER
Falling Off Sulky Hazard
 • Read the Operator's Manual.
 • Follow all Safety Rules and Information.
 • Do NOT operate on slopes over 20 degrees.

Crushing Hazard of Sulky - It May Cause Serious Injury
 • Do NOT allow sulky to rotate more than 90 degrees while standing on sulky platform.
 • Do NOT operate in reverse (back up) while standing on sulky platform, always dismount sulky.
 • Always place sulky in transport position (secured by the chain) before loading or unloading mower on a trailer.

Decal Group - Safety and Operation

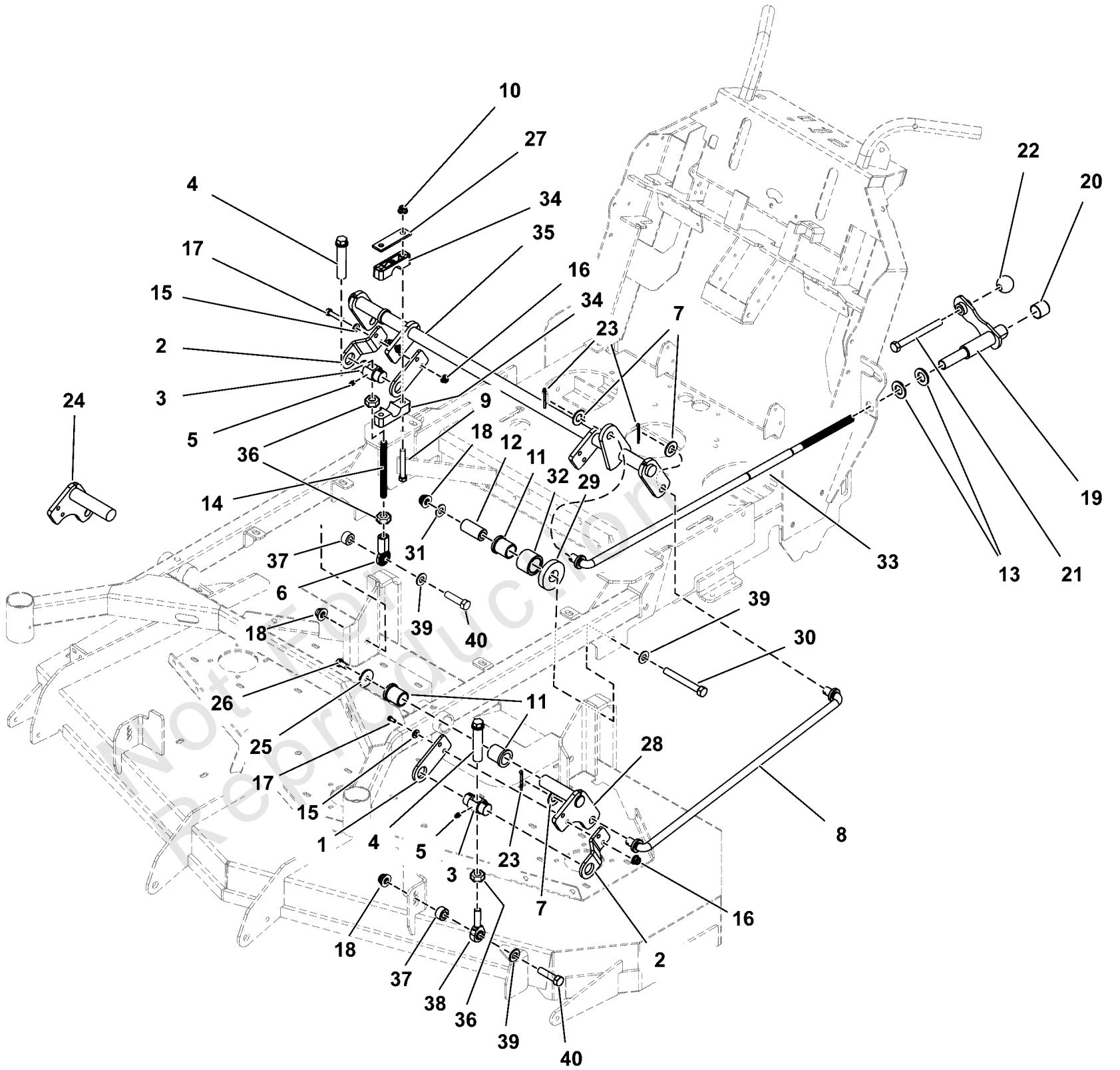
| REF NO | PART NO | QTY | DESCRIPTION |
|--------|----------|-----|---|
| 1 | 7101665 | 2 | DECAL, DANGER DO NOT OPERATE W/O DEFLECT |
| 2 | 5100490 | 2 | DECAL, PEDAL |
| 3 | 5108757 | 1 | DECAL, TRANSAXLE SELECTOR VALVE |
| 4 | 84008377 | 1 | DECAL, Warning/Safety |
| 5 | 5101291 | 1 | DECAL, CUT HEIGHT, SPDD |
| 6 | 5103665 | 1 | DECAL, FIRE HAZARD, 3.25W X 3.0H |
| 7 | 5104269 | 1 | DECAL, SPANISH MANUAL, IGES, C-TICK |
| 8 | 5104213 | 1 | DECAL, BELT ROUTING, F/SW35 |
| 9 | 5104268 | 2 | DECAL, TRANSAXLE RELEASE, WB |
| 10 | 5102628 | 1 | DECAL, PARKING BRAKE SYMBOLS |
| 11 | 5104266 | 1 | DECAL, CUT HEIGHT, WB, 1.5"-5" |
| 12 | ----- | 1 | LABEL, OIL INFORMATION -(Models w/ Remote Oil Tank Only) |
| 13 | 5106760 | 1 | DECAL, MAIN SAFETY, SULKY |

Not For Reproduction

Deck Lift Group S/N: 4001694244 and below

Note: Unless noted otherwise, use the standard torque specifications

Mfg. No: 5901892



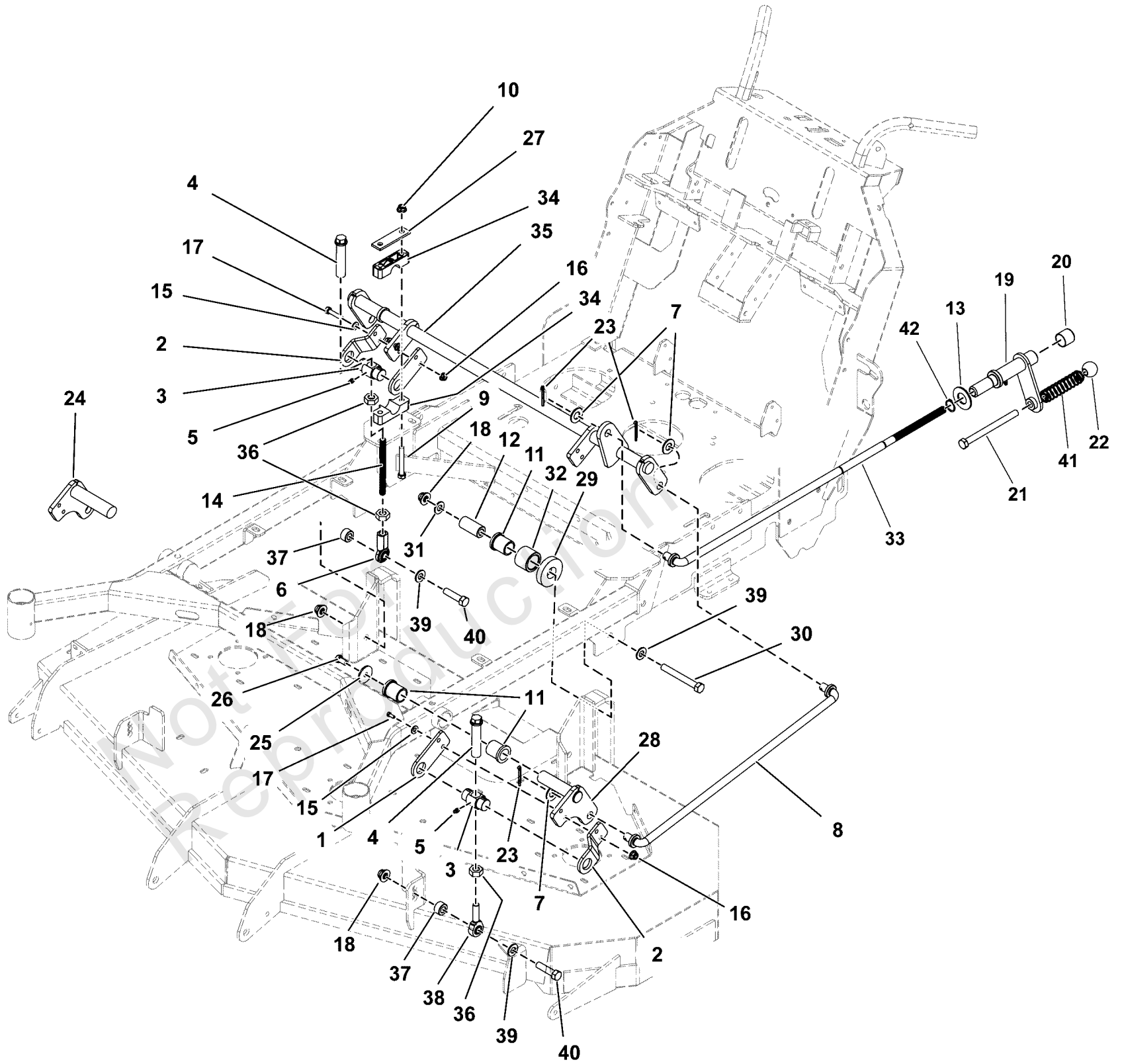
Deck Lift Group S/N: 4001694244 and below

| REF NO | PART NO | QTY | DESCRIPTION |
|--------|------------|-----|--|
| 1 | 5413900A | 4 | BRACKET, INNER TRUNION MNT - BLK |
| 2 | 5413899A | 4 | BRACKET, OUTER TRUNION MNT - BLK |
| 3 | 5104238 | 4 | PIVOT, DECK LIFT TRUNION, GREASABLE |
| 4 | 5109915FS | 4 | ADJUSTER, HEIGHT |
| 5 | 5020095 | 4 | GREASE FITTING, 1/4-28 Straight |
| 6 | 1702779 | 2 | JOINT-BALL .500-20 THD .500ID, CLR ZINC |
| 7 | 5025281 | 5 | WASHER, 5/8" SAE |
| 8 | 5104209 | 2 | ROD, DECK LIFT TIMING, 48-52 |
| 9 | 5025013X22 | 4 | BOLT, 3/8-16 X 2-3/4" GD5 CZ |
| 10 | 5025394 | 4 | NUT, 3/8 - 16 HEX NYLOCK FLANGE |
| 11 | 5021541 | 6 | BUSHING, FLANGE |
| 12 | 5100732 | 2 | SPACER, .52 X 1.00 X 2.09 - SS |
| 13 | 5025160 | 2 | WASHER, 3/4 SAE |
| 14 | 5102665 | 2 | ROD, 1/2-20 X 5.50 TFL, CZ |
| 15 | 5025156 | 8 | WASHER, 3/8 SAE |
| 16 | 5025394 | 8 | NUT, 3/8 - 16 HEX NYLOCK FLANGE |
| 17 | 5025013X12 | 8 | BOLT, 3/8-16 X 1-1/2" GD5 CZ |
| 18 | 5025396 | 6 | NUT, Hex Flange, Nylock, 1/2-13 |
| 19 | 5102774A | 1 | DECK CRANK, SW30 - BLK |
| 20 | 5102086 | 1 | CAP, VINYL, 1.062 X 1.00 BLK |
| 21 | 5025017X40 | 1 | BOLT, 1/2-13 X 5" GD5 YZ |
| 22 | 5021733 | 1 | KNOB, PLASTIC, 1/2-13 |
| 23 | 5025203X10 | 5 | PIN, COTTER, 1/8 X 1-1/4 |
| 24 | 5413896A | 1 | WELD, DECK LIFT LEVER, RH - BLK |
| 25 | 5100548 | 2 | WASHER, .390 X 1.50 X .109, YZ |
| 26 | 5025443 | 2 | BOLT, 3/8-16 X 3/4, PLT W/PATCH |
| 27 | 5403925A | 2 | PLATE, PIVOT BLOCK SUPPORT - BLK |
| 28 | 5413895A | 1 | WELD, DECK LIFT LEVER, LH - BLK |
| 29 | 5061010 | 2 | WASHER, FRICTION |
| 30 | 5025017X26 | 2 | BOLT, 1/2-13 X 3-1/4, HEX HD, GD5, CZ (SV) |
| 31 | 5025150 | 2 | WASHER, 1/2" USSZ |
| 32 | 5100731 | 2 | ROLLER, DECK HEIGHT |
| 33 | 5104220 | 1 | ROD, DECK HEIGHT |
| 34 | 5100634 | 4 | PIVOT BLOCK, PLASTIC |
| 35 | 5413894A | 1 | WELD, SHAFT, DECK LIFT, SW35 - BLK |
| 36 | 5025089 | 2 | NUT, 1/2-20 Hex Jam |
| 37 | 5105392 | 4 | WASHER, .515 X 1.00 X .25", CZ |
| 38 | 5104267 | 2 | BALL JOINT, 1/2-20, RH, MALE, METAL RACE |
| 39 | 5025158 | 6 | WASHER, 1/2 SAE |
| 40 | 5025017X16 | 4 | BOLT, 1/2-13 X 2" GD5 CZ |

Deck Lift Group S/N: 4001694245 and above

Note: Unless noted otherwise, use the standard torque specifications

Mfg. No: 5901892



Deck Lift Group S/N: 4001694245 and above

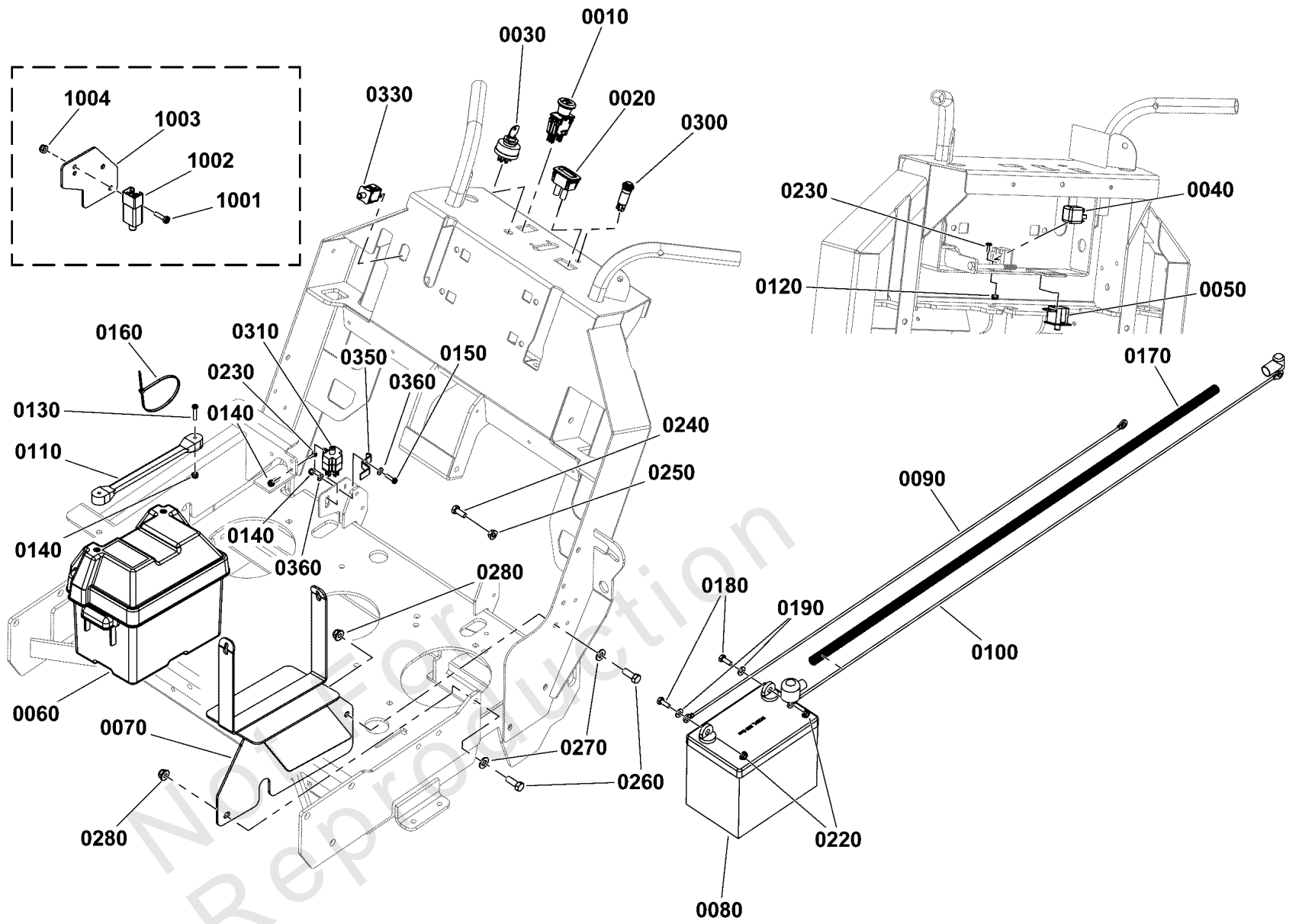
| REF NO | PART NO | QTY | DESCRIPTION |
|--------|------------|-----|--|
| 1 | 5413900AA | 4 | BRACKET, INNER TRUNION MNT - BLK |
| 2 | 5413899AA | 4 | BRACKET, OUTER TRUNION MNT - BLK |
| 3 | 5104238 | 4 | PIVOT, DECK LIFT TRUNION, GREASABLE |
| 4 | 5109915FS | 4 | ADJUSTER, HEIGHT |
| 5 | 5020095 | 4 | GREASE FITTING, 1/4-28 Straight |
| 6 | 1702779 | 2 | JOINT-BALL .500-20 THD .500ID, CLR ZINC |
| 7 | 5025281 | 5 | WASHER, 5/8" SAE |
| 8 | 5104209 | 2 | ROD, DECK LIFT TIMING, 48-52 |
| 9 | 5025013X22 | 4 | BOLT, 3/8-16 X 2-3/4" GD5 CZ |
| 10 | 5025394 | 4 | NUT, 3/8 - 16 HEX NYLOCK FLANGE |
| 11 | 5021541 | 6 | BUSHING, FLANGE |
| 12 | 5100732 | 2 | SPACER, .52 X 1.00 X 2.09 - SS |
| 13 | 5025162 | 1 | WASHER-1.00 HYDRO CUT |
| 14 | 5102665 | 2 | ROD, 1/2-20 X 5.50 TFL, CZ |
| 15 | 5025156 | 8 | WASHER, 3/8 SAE |
| 16 | 5025394 | 8 | NUT, 3/8 - 16 HEX NYLOCK FLANGE |
| 17 | 5025013X12 | 8 | BOLT, 3/8-16 X 1-1/2" GD5 CZ |
| 18 | 5025396 | 6 | NUT, Hex Flange, Nylock, 1/2-13 |
| 19 | 5109449 | 1 | CRANK, HANDLE, W45 |
| 20 | 5102086 | 1 | CAP, VINYL, 1.062 X 1.00 BLK |
| 21 | 5025017X48 | 1 | BOLT, 1/2-13 X 6" GD5 YZ |
| 22 | 5021733 | 1 | KNOB, PLASTIC, 1/2-13 |
| 23 | 5025203X10 | 5 | PIN, COTTER, 1/8 X 1-1/4 |
| 24 | 5413896AA | 1 | NLA - WELD, DECK LIFT LEVER, RH - BLK |
| 25 | 5100548 | 2 | WASHER, .390 X 1.50 X .109, YZ |
| 26 | 5025443 | 2 | BOLT, 3/8-16 X 3/4, PLT W/PATCH |
| 27 | 5403925AA | 2 | PLATE, PIVOT BLOCK SUPPORT - BLK |
| 28 | 5413895AA | 1 | WELD, DECK LIFT LEVER, LH - BLK |
| 29 | 5061010 | 2 | WASHER, FRICTION |
| 30 | 5025017X26 | 2 | BOLT, 1/2-13 X 3-1/4, HEX HD, GD5, CZ (SV) |
| 31 | 5025150 | 2 | WASHER, 1/2" USSZ |
| 32 | 5100731 | 2 | ROLLER, DECK HEIGHT |
| 33 | 5104220 | 1 | ROD, DECK HEIGHT |
| 34 | 5100634 | 4 | PIVOT BLOCK, PLASTIC |
| 35 | 5413894AA | 1 | WELD, SHAFT, DECK LIFT, SW35 - BLK |
| 36 | 5025089 | 6 | NUT, 1/2-20 Hex Jam |
| 37 | 5105392 | 4 | WASHER, .515 X 1.00 X .25", CZ |
| 38 | 5104267 | 2 | BALL JOINT, 1/2-20, RH, MALE, METAL RACE |
| 39 | 5025158 | 6 | WASHER, 1/2 SAE |
| 40 | 5025017X16 | 4 | BOLT, 1/2-13 X 2" GD5 CZ |
| 41 | 5107543 | 1 | SPRING, FORWARD RETURN, FW15 |
| 42 | 5109482 | 1 | SNAP RING, EXTERNAL, 15/16" SHAFT |

Electrical Group S/N: 4001694244 and below

Note: Unless noted otherwise, use the standard torque specifications

Mfg. No: 5901892

0320 - Harness, W45 Wiring w/ Brake Switch



Electrical Group S/N: 4001694244 and below

| REF NO | PART NO | QTY | DESCRIPTION |
|--------|------------|-----|--|
| 0010 | 5104697 | 1 | PTO SWITCH, MOMENTARY, SMALL KNOB |
| 0020 | 84008510 | 1 | HOURMETER |
| 0030 | 5020927 | 1 | SWITCH, IGNITION, 6 POST |
| 0040 | 5021766 | 1 | RELAY, 12 VOLT, 40 AMP |
| 0050 | 5101280 | 1 | SWITCH, PLUNGER, NO/NC SNAP-IN, LOW PROFILE |
| 0060 | 5100688 | 1 | BATTERY BOX, W/ DRAIN HOLE |
| 0070 | 5415329AA | 1 | WELD, MOUNT- BATTERY, W35 - BLK |
| 0080 | ----- | 1 | BATTERY, 11U1L, 350 CCA |
| 0090 | 5105301 | 1 | BATTERY CABLE, NEG, 42, 1/4-5/16 |
| 0100 | 5105300 | 1 | BATTERY CABLE, POS, 47, 1/4-5/16 |
| 0110 | 5021670 | 1 | STRAP, RUBBER |
| 0120 | 5025271 | 3 | NUT, Hex, Nylon Lock, #10-24 |
| 0130 | 5025270 | 2 | SCREW, #10-24 X 1 RS, CZ |
| 0140 | 5025271 | 2 | NUT, Hex, Nylon Lock, #10-24 |
| 0150 | 5025179X6 | 3 | SCREW, #10-24 X 3/4" ROUND PHILLIPS |
| 0160 | 5021029 | 8 | TIE, SELF-LOCKING, 12" |
| 0170 | 5050927X39 | 1 | WIRE LOOM, 3/8 ID X 39 IN |
| 0180 | 5025010X6 | 2 | BOLT, 1/4"-20 X 3/4" GD5 YZ |
| 0190 | 5025154 | 3 | WASHER, 1/4 SAE |
| 0220 | 5025126 | 2 | NUT, 1/4-20 HEX SERR. FLANGE |
| 0230 | 5025179X4 | 1 | SCREW, #10-24 X 1/2" ROUND PHILLIPS |
| 0240 | 5025249 | 1 | BOLT, M8-1.25 X 20 MM GD 8.8 |
| 0250 | 5025355 | 2 | NUT, M8-1.25 Hex Serrated Flange |
| 0260 | 5025013X8 | 2 | BOLT, 3/8-16 X 1" GD5 CZ |
| 0270 | 5025156 | 2 | WASHER, 3/8 SAE |
| 0280 | 5025394 | 2 | NUT, 3/8 - 16 HEX NYLOCK FLANGE |
| 0300 | 5103809 | 1 | LIGHT, INDICATOR, PANEL, LED, RED |
| 0310 | 5108764 | 1 | SWITCH, NC/NC/NO, 6300-001, DELTA |
| 0320 | 5108762 | 1 | HARNESS, W45 WIRING W/ BRAKE SW -(Refer to note: *) |
| 0330 | 5101589 | 1 | SWITCH, PLUNGER, NO, SINGLE POLE, SNAP-IN |
| 0350 | 5420445AA | 1 | CLAMP, SWITCH, 3 POLE RAIL MNT - BLK |
| 0360 | 5023499 | 2 | WASHER, #10 SAE |
| 1001 | 5025179X6 | 2 | SCREW, #10-24 X 3/4" ROUND PHILLIPS |
| 1002 | 1717050 | 1 | SWITCH, PLUNGER, N.O./N.C. |
| 1003 | 84008504 | 1 | PLATE, SWITCH |
| 1004 | 5025271 | 2 | NUT, Hex, Nylon Lock, #10-24 |

Footnotes:

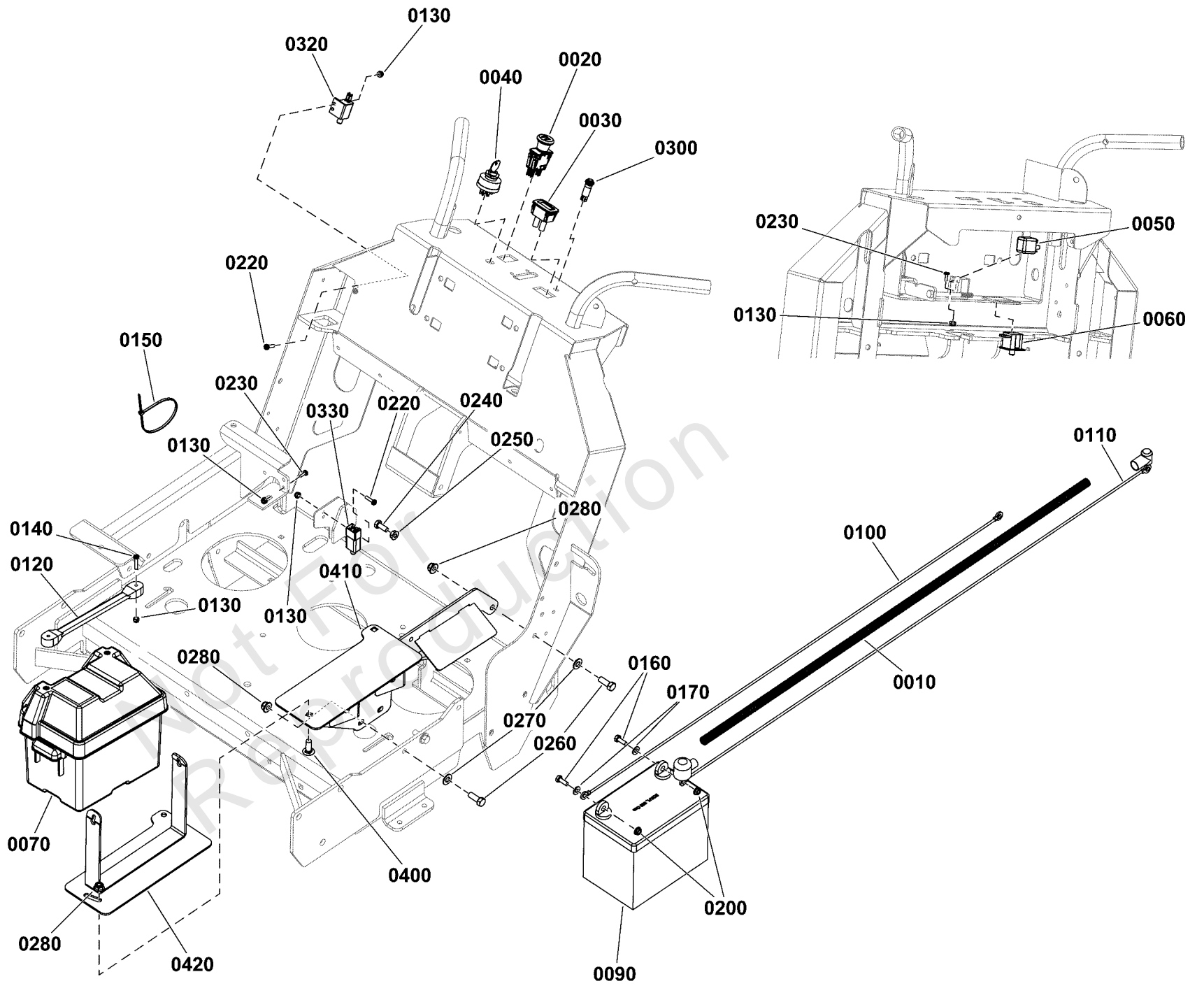
Note: *If replacing the wire harness you must also order items #1001, 1002, 1003, and 1004.

Electrical Group S/N: 4001694245 and above

Note: Unless noted otherwise, use the standard torque specifications

Mfg. No: 5901892

0310 - Harness, W45 Wiring w/ Brake Switch



Electrical Group S/N: 4001694245 and above

| REF NO | PART NO | QTY | DESCRIPTION |
|--------|------------|-----|---|
| 0010 | 5050927X39 | 1 | WIRE LOOM, 3/8 ID X 39 IN |
| 0020 | 5104697 | 1 | PTO SWITCH, MOMENTARY, SMALL KNOB |
| 0030 | 84008510 | 1 | HOURMETER |
| 0040 | 5020927 | 1 | SWITCH, IGNITION, 6 POST |
| 0050 | 5021766 | 1 | RELAY, 12 VOLT, 40 AMP |
| 0060 | 5101280 | 1 | SWITCH, PLUNGER, NO/NC SNAP-IN, LOW PROFILE |
| 0070 | 5100688 | 1 | BATTERY BOX, W/ DRAIN HOLE |
| 0090 | ----- | 1 | BATTERY, 11U1L, 350 CCA |
| 0100 | 5105301 | 1 | BATTERY CABLE,NEG, 42, 1/4-5/16 |
| 0110 | 5105300 | 1 | BATTERY CABLE, POS, 47, 1/4-5/16 |
| 0120 | 5021670 | 1 | STRAP, RUBBER |
| 0130 | 5025271 | 6 | NUT, Hex, Nylon Lock, #10-24 |
| 0140 | 5025270 | 2 | SCREW, #10-24 X 1 RS, CZ |
| 0150 | 5021029 | 8 | TIE, SELF-LOCKING, 12" |
| 0160 | 5025010X6 | 1 | BOLT, 1/4"-20 X 3/4" GD5 YZ |
| 0170 | 5025154 | 3 | WASHER, 1/4 SAE |
| 0200 | 5025126 | 2 | NUT, 1/4-20 HEX SERR. FLANGE |
| 0220 | 5025179X6 | 3 | SCREW, #10-24 X 3/4" ROUND PHILLIPS |
| 0230 | 5025179X4 | 1 | SCREW, #10-24 X 1/2" ROUND PHILLIPS |
| 0240 | 5025249 | 1 | BOLT, M8-1.25 X 20 MM GD 8.8 |
| 0250 | 5025355 | 2 | NUT, M8-1.25 Hex Serrated Flange |
| 0260 | 5025013X8 | 3 | BOLT, 3/8-16 X 1" GD5 CZ |
| 0270 | 5025156 | 3 | WASHER, 3/8 SAE |
| 0280 | 5025394 | 5 | NUT, 3/8 - 16 HEX NYLOCK FLANGE |
| 0300 | 5103809 | 1 | LIGHT, INDICATOR, PANEL, LED, RED |
| 0310 | 5108762 | 1 | HARNESS, W45 WIRING W/ BRAKE SW |
| 0320 | 5021451 | 1 | SWITCH, PLUNGER, N.O., BOLT-ON |
| 0330 | 1717050 | 1 | SWITCH, PLUNGER, N.O./N.C. |
| 0400 | 80004566 | 2 | BOLT,3/8-16X1.00,RD SH SQ NK,GR 5,ZC/CL |
| 0410 | 5421220AA | 1 | WELD, MNT BATTERY LOWER, OG, W45 - BLK |
| 0420 | 5421221AA | 1 | WELD, MNT BATTERY UPPER, OG, W45 - BLK |

Electrical Schematic - Charging Circuit S/N: 4001694244 and below

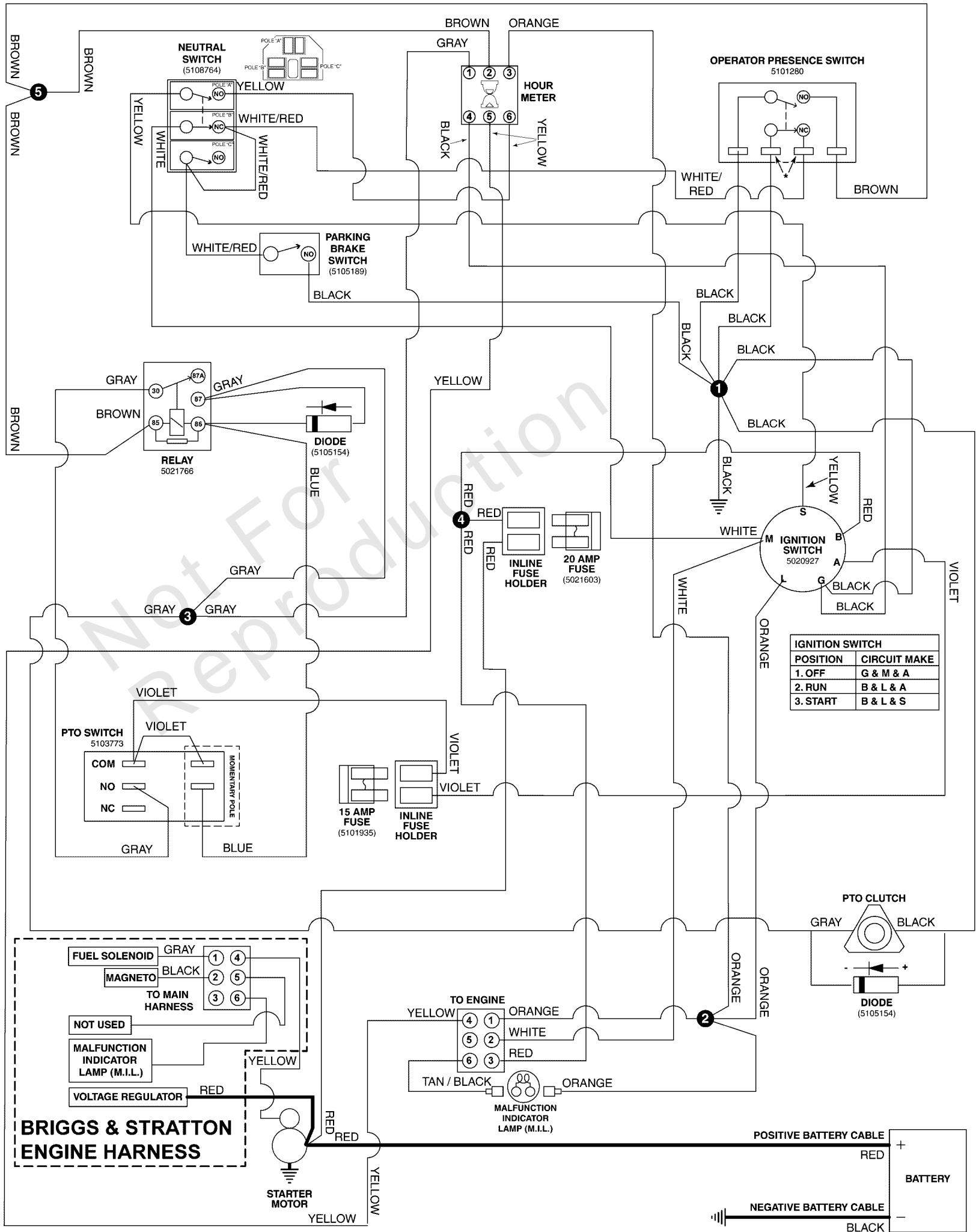
Note: Unless noted otherwise, use the standard torque specifications

Mfg. No: 5901892

5108762 / MAIN WIRE HARNESS - BRIGGS & STRATTON 49E877 EFI ENGINES

5108762B

(If internal schematic of the switch is not shown, the image of the switch represents the back view of the connector as it is connected to the switch.)
 *This switch uses a "shorting" connector. When the connector is unplugged, the terminals going to the identified pole will have continuity.



Electrical Schematic - Charging Circuit S/N: 4001694244 and below

| REF NO | PART NO | QTY | DESCRIPTION |
|---------|---------|-----|---------------------------------|
| 5108762 | 5108762 | 1 | HARNESS, W45 WIRING W/ BRAKE SW |

Not For Reproduction

Electrical Schematic - Charging Circuit S/N: 4001694245 and above

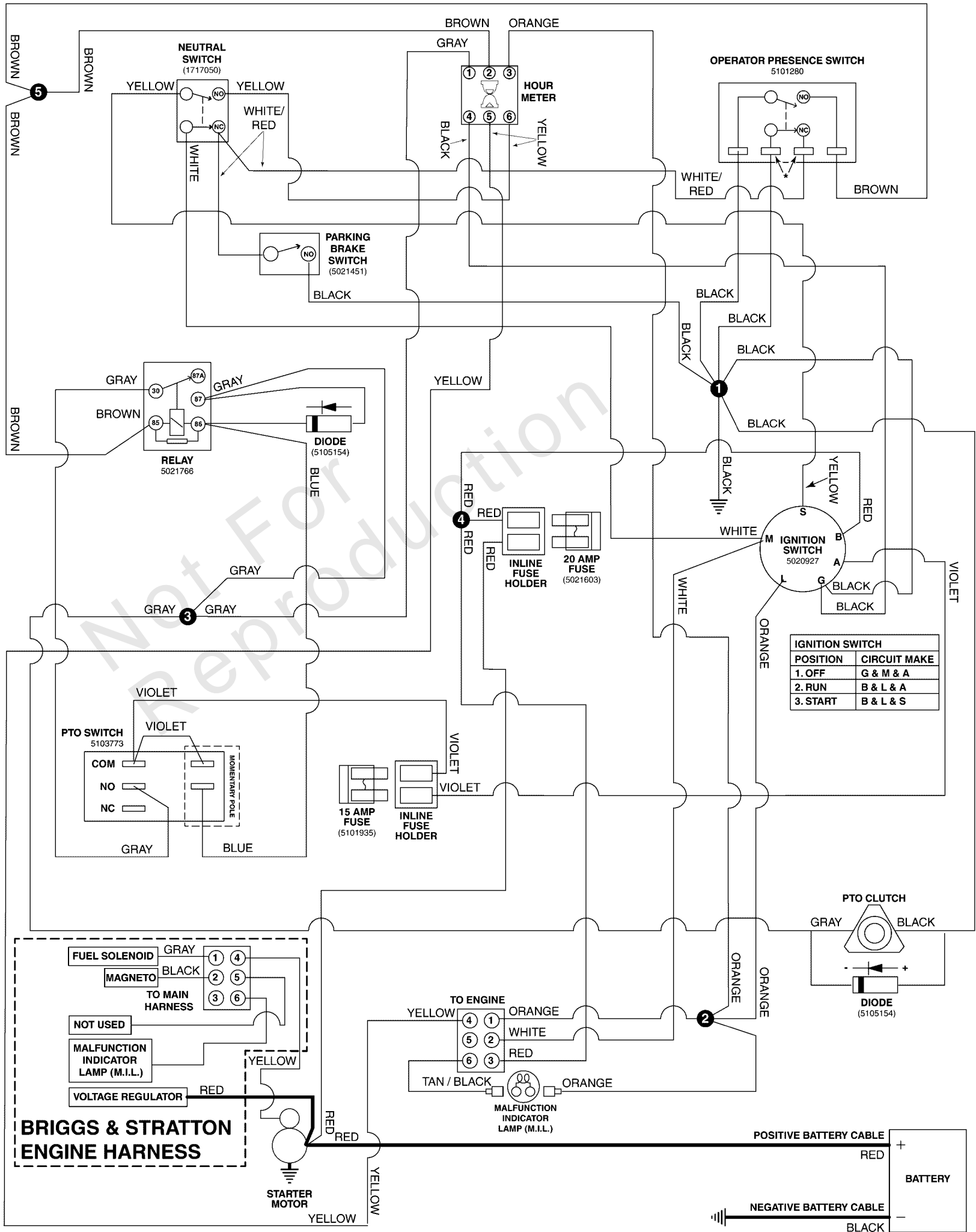
Note: Unless noted otherwise, use the standard torque specifications

Mfg. No: 5901892

5108762 / MAIN WIRE HARNESS - BRIGGS & STRATTON 49E877 EFI ENGINES

5108762C

(If internal schematic of the switch is not shown, the image of the switch represents the back view of the connector as it is connected to the switch.)
 *This switch uses a "shorting" connector. When the connector is unplugged, the terminals going to the identified pole will have continuity.



Electrical Schematic - Charging Circuit S/N: 4001694245 and above

| REF NO | PART NO | QTY | DESCRIPTION |
|---------|---------|-----|---------------------------------|
| 5108762 | 5108762 | 1 | HARNESS, W45 WIRING W/ BRAKE SW |

Not For Reproduction

Electrical Schematic - Cranking Circuit S/N: 4001694244 and below

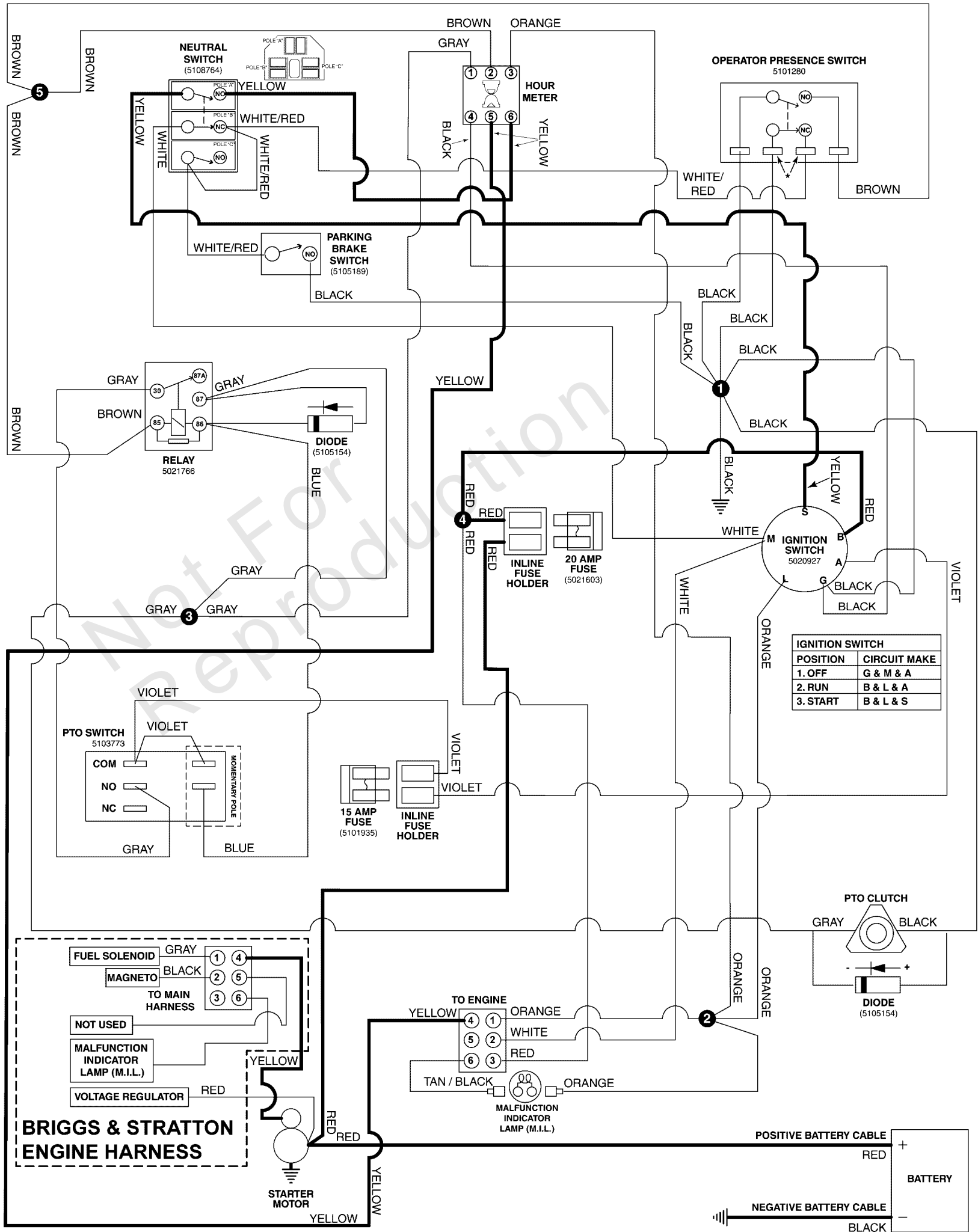
Note: Unless noted otherwise, use the standard torque specifications

Mfg. No: 5901892

5108762 / MAIN WIRE HARNESS - BRIGGS & STRATTON 49E877 EFI ENGINES

5108762B

(If internal schematic of the switch is not shown, the image of the switch represents the back view of the connector as it is connected to the switch.)
 *This switch uses a "shorting" connector. When the connector is unplugged, the terminals going to the identified pole will have continuity.



Electrical Schematic - Cranking Circuit S/N: 4001694244 and below

| REF NO | PART NO | QTY | DESCRIPTION |
|---------|---------|-----|---------------------------------|
| 5108762 | 5108762 | 1 | HARNESS, W45 WIRING W/ BRAKE SW |

Not For Reproduction

Electrical Schematic - Cranking Circuit S/N: 4001694245 and above

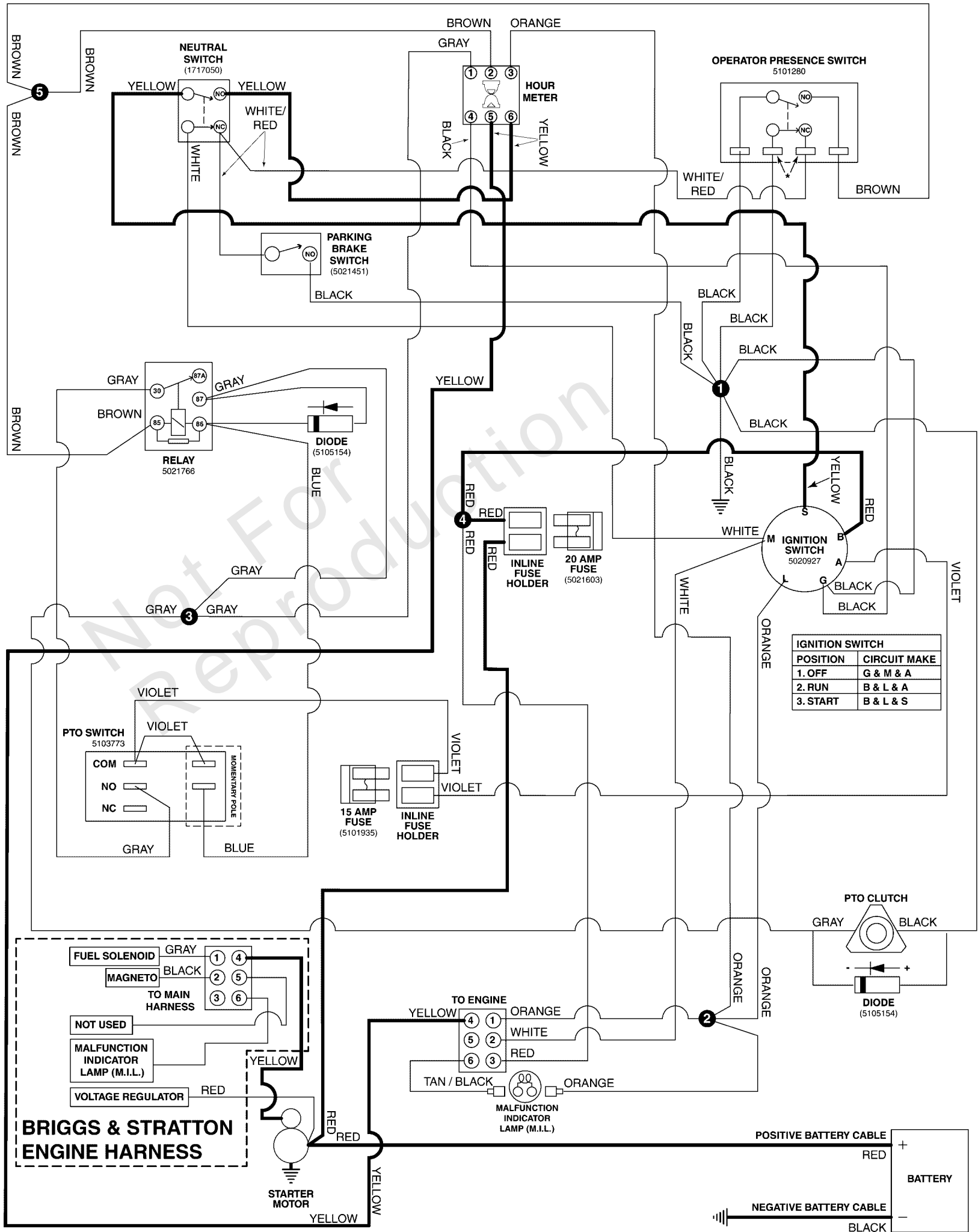
Note: Unless noted otherwise, use the standard torque specifications

Mfg. No: 5901892

5108762 / MAIN WIRE HARNESS - BRIGGS & STRATTON 49E877 EFI ENGINES

5108762C

(If internal schematic of the switch is not shown, the image of the switch represents the back view of the connector as it is connected to the switch.)
 *This switch uses a "shorting" connector. When the connector is unplugged, the terminals going to the identified pole will have continuity.



Electrical Schematic - Cranking Circuit S/N: 4001694245 and above

| REF NO | PART NO | QTY | DESCRIPTION |
|---------|---------|-----|---------------------------------|
| 5108762 | 5108762 | 1 | HARNESS, W45 WIRING W/ BRAKE SW |

Not For Reproduction

Electrical Schematic - Ignition Grounding Circuit/Operator Presence S/N: 4001694244 and

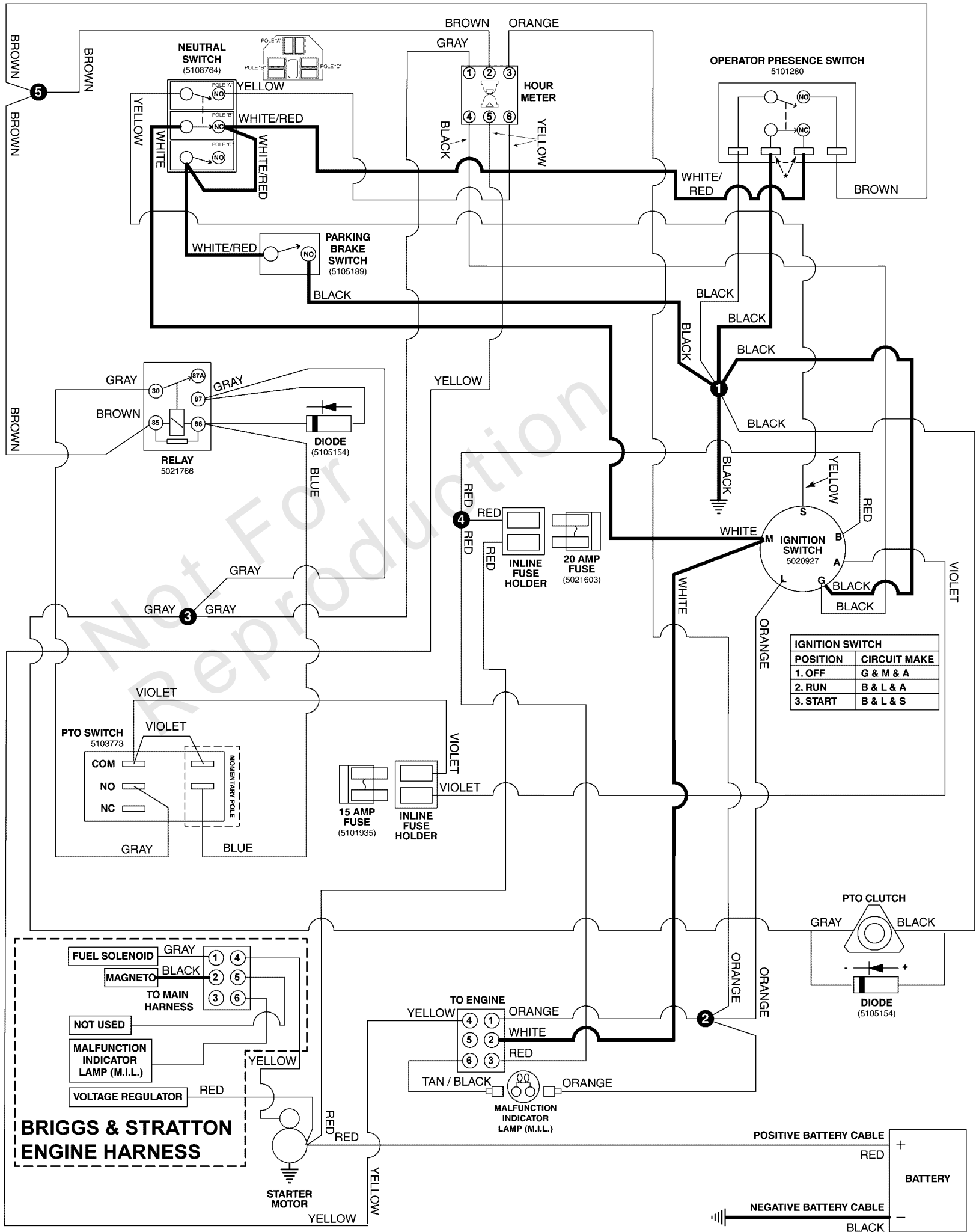
Note: Unless noted otherwise, use the standard torque specifications

Mfg. No: 5901892

5108762 / MAIN WIRE HARNESS - BRIGGS & STRATTON 49E877 EFI ENGINES

5108762B

(If internal schematic of the switch is not shown, the image of the switch represents the back view of the connector as it is connected to the switch.)
 *This switch uses a "shorting" connector. When the connector is unplugged, the terminals going to the identified pole will have continuity.



Electrical Schematic - Ignition Grounding Circuit/Operator Presence S/N: 4001694244 and

| REF NO | PART NO | QTY | DESCRIPTION |
|---------|---------|-----|---------------------------------|
| 5108762 | 5108762 | 1 | HARNESS, W45 WIRING W/ BRAKE SW |

Not For Reproduction

Electrical Schematic - Ignition Grounding Circuit/Operator Presence S/N: 4001694245 and

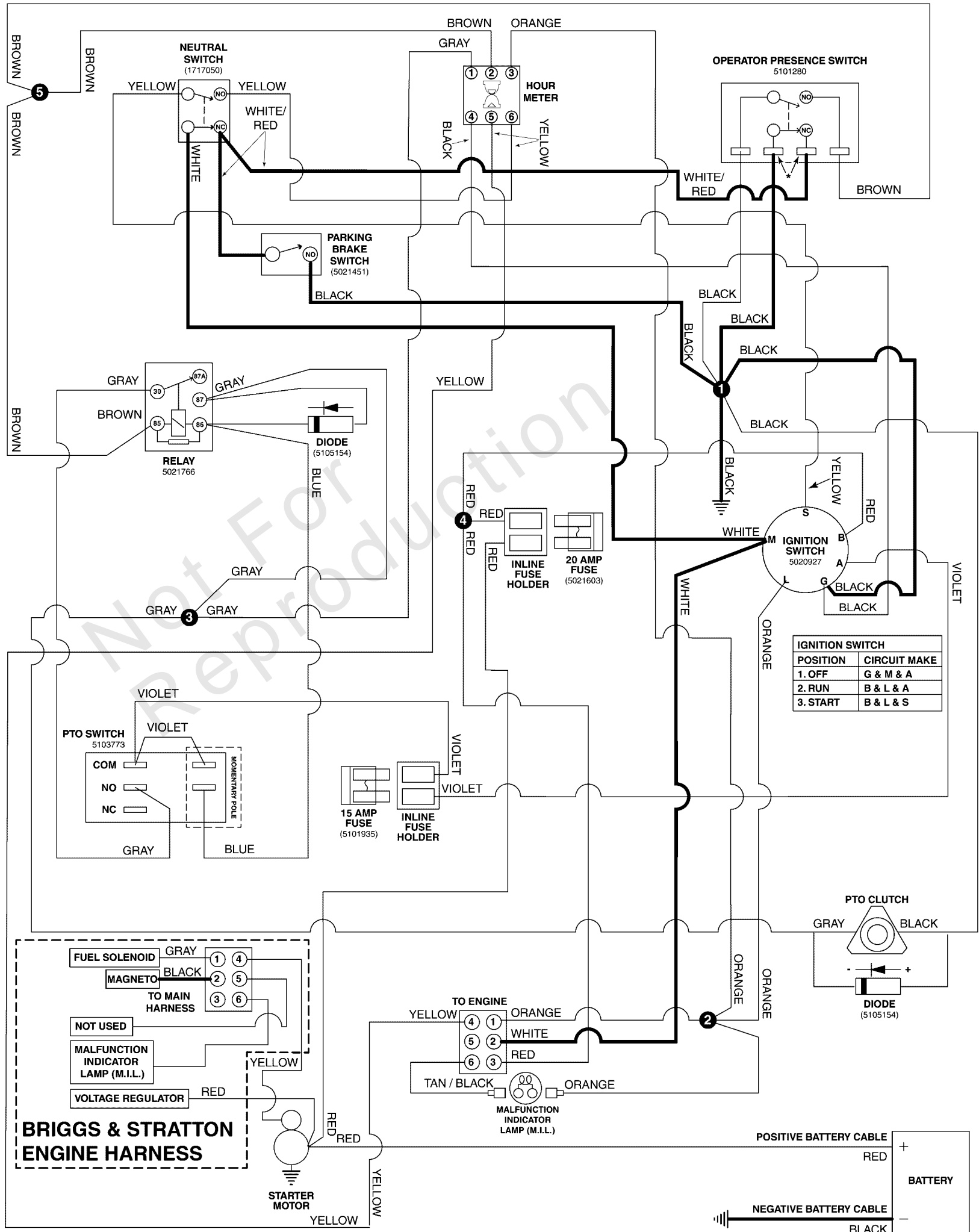
Note: Unless noted otherwise, use the standard torque specifications

Mfg. No: 5901892

5108762 / MAIN WIRE HARNESS - BRIGGS & STRATTON 49E877 EFI ENGINES

5108762C

(If internal schematic of the switch is not shown, the image of the switch represents the back view of the connector as it is connected to the switch.)
 *This switch uses a "shorting" connector. When the connector is unplugged, the terminals going to the identified pole will have continuity.



Electrical Schematic - Ignition Grounding Circuit/Operator Presence S/N: 4001694245 and

| REF NO | PART NO | QTY | DESCRIPTION |
|---------|---------|-----|---------------------------------|
| 5108762 | 5108762 | 1 | HARNESS, W45 WIRING W/ BRAKE SW |

Not For Reproduction

Electrical Schematic - PTO Clutch Circuit S/N: 4001694244 and below

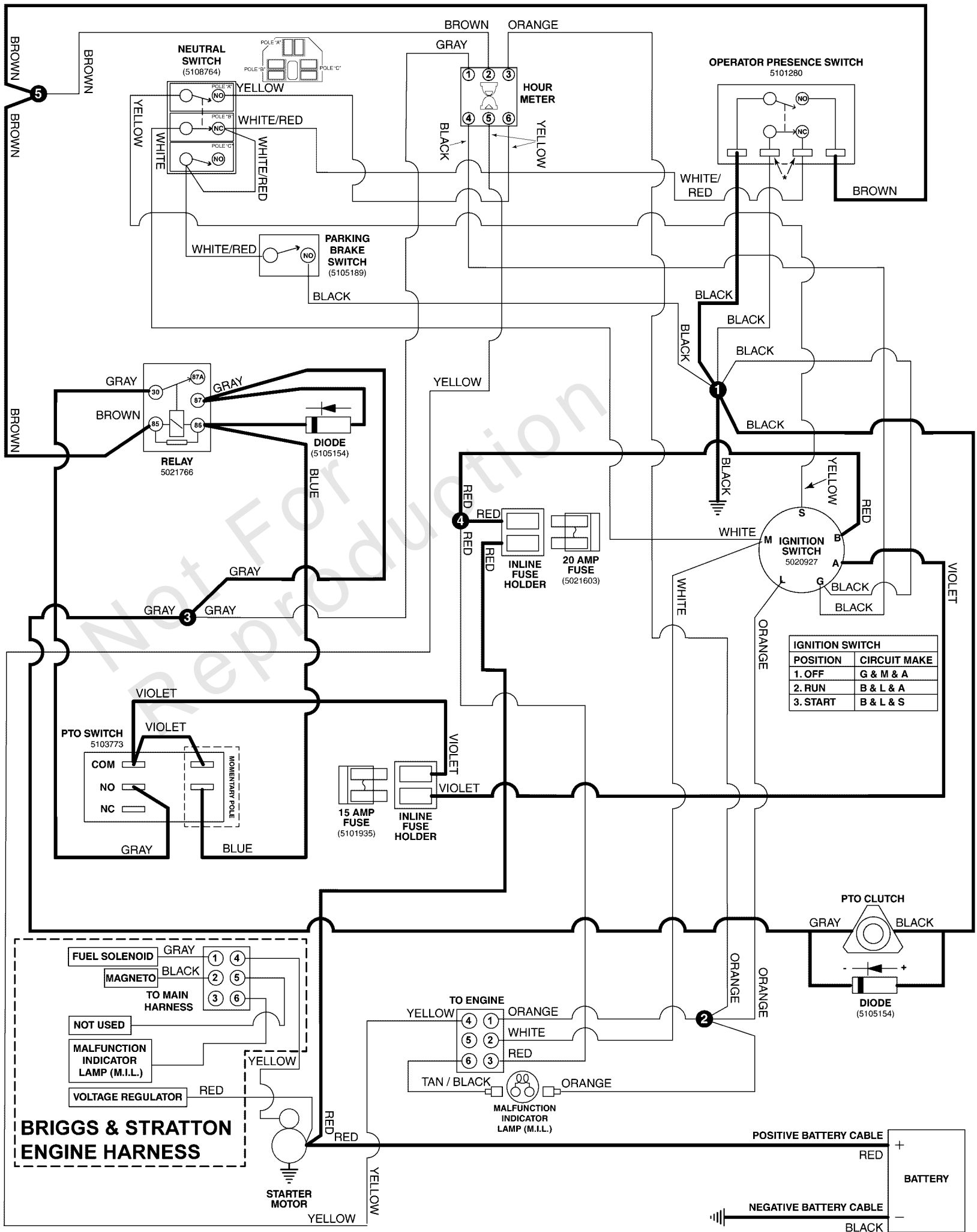
Note: Unless noted otherwise, use the standard torque specifications

Mfg. No: 5901892

5108762 / MAIN WIRE HARNESS - BRIGGS & STRATTON 49E877 EFI ENGINES

5108762B

(If internal schematic of the switch is not shown, the image of the switch represents the back view of the connector as it is connected to the switch.)
 *This switch uses a "shorting" connector. When the connector is unplugged, the terminals going to the identified pole will have continuity.



Electrical Schematic - PTO Clutch Circuit S/N: 4001694244 and below

| REF NO | PART NO | QTY | DESCRIPTION |
|---------|---------|-----|---------------------------------|
| 5108762 | 5108762 | 1 | HARNESS, W45 WIRING W/ BRAKE SW |

Not For Reproduction

Electrical Schematic - PTO Clutch Circuit S/N: 4001694245 and above

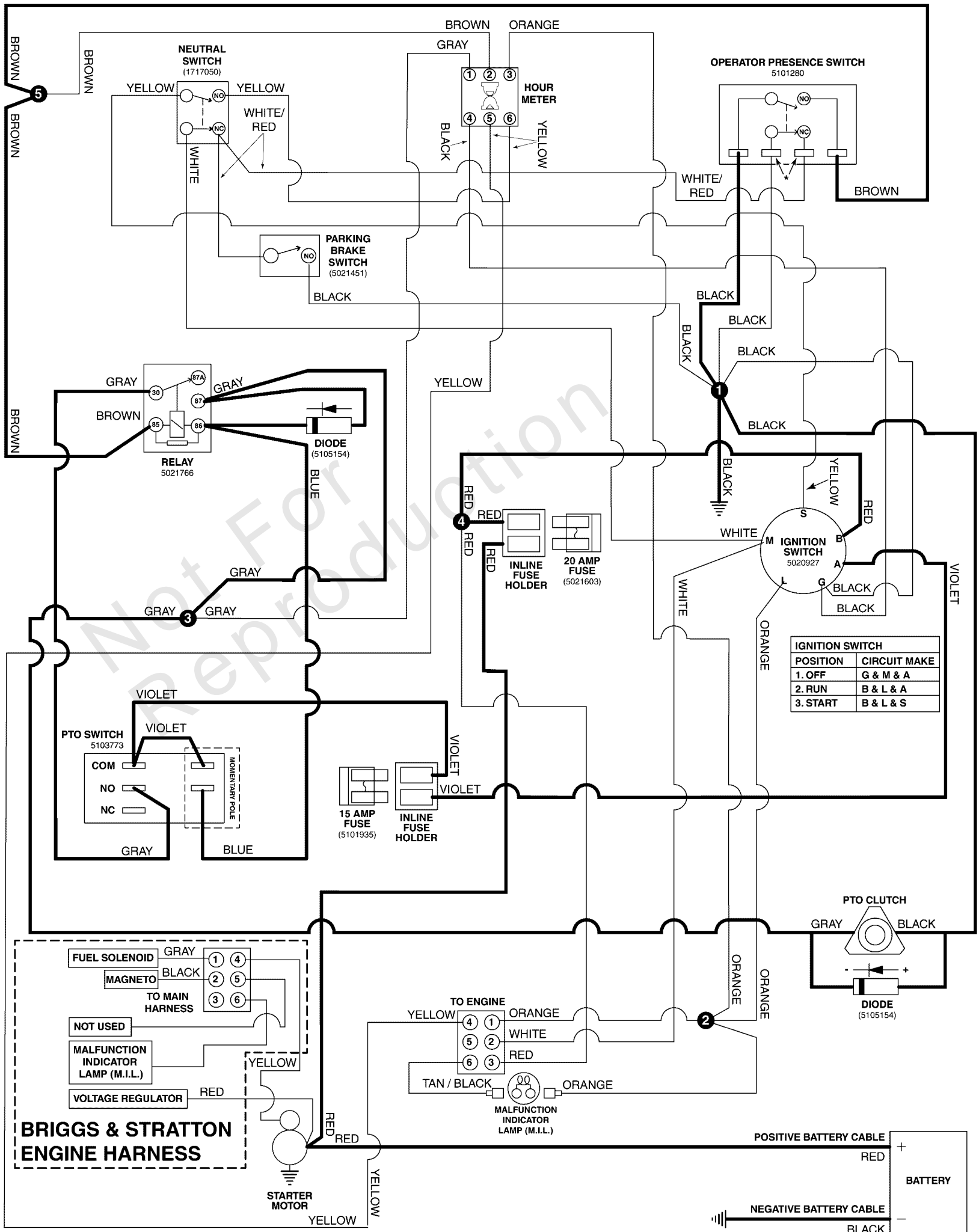
Note: Unless noted otherwise, use the standard torque specifications

Mfg. No: 5901892

5108762 / MAIN WIRE HARNESS - BRIGGS & STRATTON 49E877 EFI ENGINES

5108762C

(If internal schematic of the switch is not shown, the image of the switch represents the back view of the connector as it is connected to the switch.)
 *This switch uses a "shorting" connector. When the connector is unplugged, the terminals going to the identified pole will have continuity.



Electrical Schematic - PTO Clutch Circuit S/N: 4001694245 and above

| REF NO | PART NO | QTY | DESCRIPTION |
|---------|---------|-----|---------------------------------|
| 5108762 | 5108762 | 1 | HARNESS, W45 WIRING W/ BRAKE SW |

Not For Reproduction

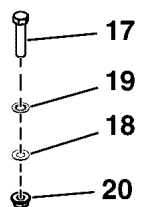
Engine & PTO Group - Briggs & Stratton EFI (Remote Oil Tank) S/N: 4001694244 and

Note: Unless noted otherwise, use the standard torque specifications

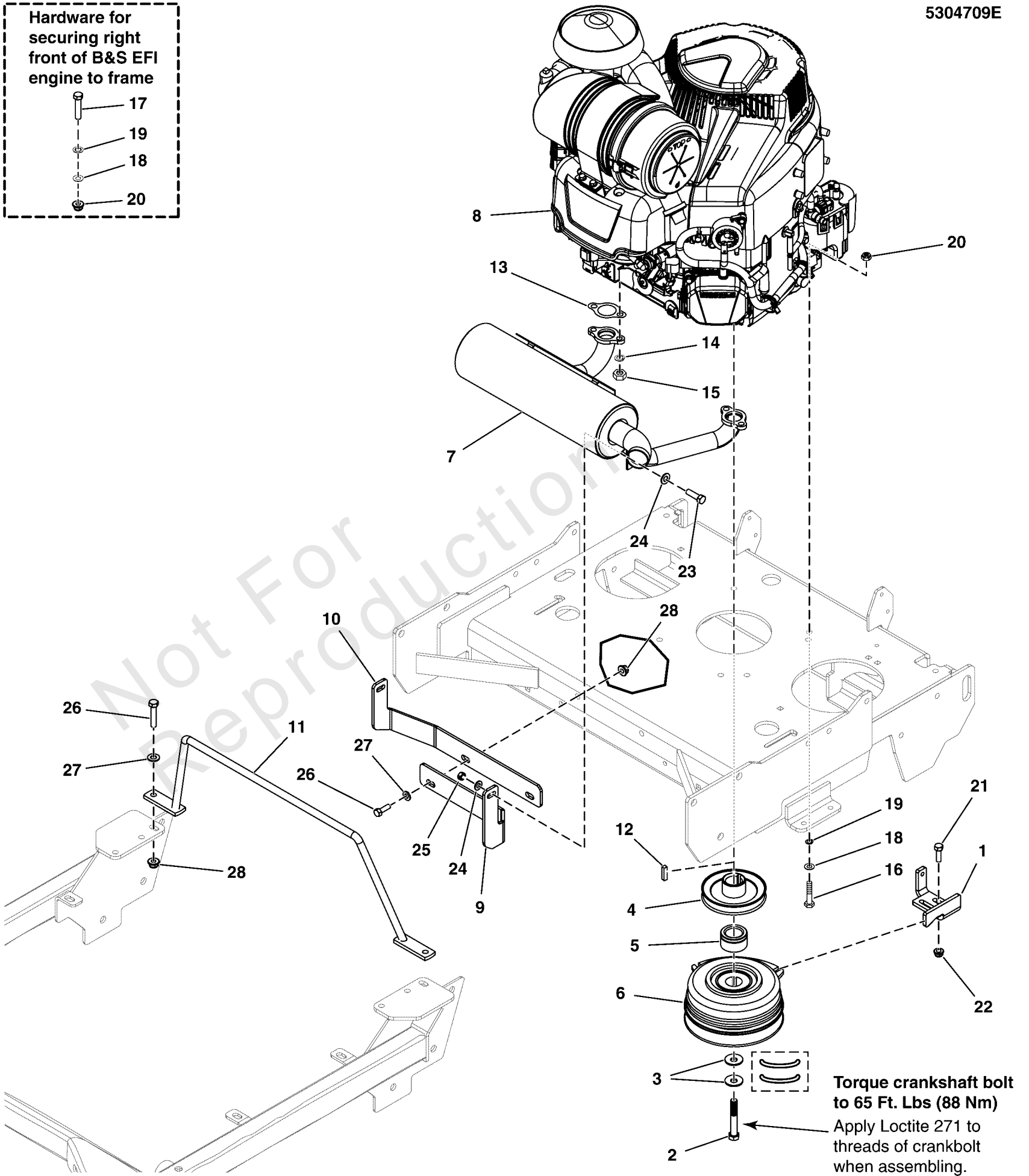
Mfg. No: 5901892

5304709E

Hardware for securing right front of B&S EFI engine to frame



- 17
- 19
- 18
- 20



Engine & PTO Group - Briggs & Stratton EFI (Remote Oil Tank) S/N: 4001694244 and

| REF NO | PART NO | QTY | DESCRIPTION |
|--------|------------|-----|--|
| 1 | 5412326A | 1 | PLATE, CLUTCH ANCHOR - BLK |
| 2 | 5102865 | 1 | BOLT, CRANKSHAFT,7/16-20X2-3/4, GD8 |
| 3 | 5025585 | 2 | BELLEVILLE WASHER 1.1875 X .442 X .089 |
| 4 | 5104236 | 1 | PULLEY, CRANKSHAFT, 1.125ID X 4.50OD, OS |
| 5 | 5047033 | 1 | SPACER, 1.13 X 1.75 X 1.03, CZ |
| 6 | 5105090 | 1 | CLUTCH,WARNER,200 'lbs,1.13 |
| 7 | 5104355 | 1 | MUFFLER, 26/28, B&S VANG, EFI TWR/WALK |
| 8 | ----- | 1 | ENGINE, B&S, EFI, OIL GUARD (49E877-0008-G1) -(S/N: 4001858852 and below) |
| 8 | ----- | 1 | BRIGGS & STRATTON ENGINE, 49E877-0021-G1 -(S/N: 4001858853 and above) |
| 9 | 5415276A | 1 | PLATE, MUFFLER SUPPORT, LH, W35 - BLK |
| 10 | 5415277A | 1 | PLATE, MUFFLER SUPPORT, RH, W35 - BLK |
| 11 | 5412353AA | 1 | WELD, MUFFLER GUARD - BLK |
| 12 | 5050407X8 | 1 | KEY, 1/4 SQ X 1 |
| 13 | 273485 | 2 | GASKET, EXHAUST |
| 14 | 5023217 | 4 | WASHER, 5/16 LIGHT LOCK |
| 15 | 5025032 | 4 | NUT, 5/16-18 HEX |
| 16 | 5025025X14 | 3 | BOLT, 5/16-24 X 1-3/4, GD8, PHOS |
| 17 | 5025025X12 | 1 | BOLT, 5/16-24 X 1-1/2, GD8, PHOS |
| 18 | 5025155 | 6 | WASHER, 5/16" SAE |
| 19 | 5025188 | 4 | WASHER, 5/16 INT. TOOTH LOCK |
| 20 | 5025616 | 4 | NUT, 5/16-24, TOP LOCK FLANGE, GD8 PHOS |
| 21 | 5025145X8 | 2 | BOLT, 5/16-18 X 1, CARRIAGE |
| 22 | 5025392 | 4 | NUT, 5/16-18 HEX NYLOCK FLANGE |
| 23 | 5025011X8 | 10 | BOLT, 5/16-18 X 1 GD5 CZ |
| 24 | 5025292 | 4 | WASHER, 5/16 F436 FLAT |
| 25 | 80003675 | 2 | NUT, 5/16-18, HEX, CNTR LK,ZINC PHOS/OIL |
| 26 | 5025013X10 | 6 | BOLT, 3/8-16 X 1-1/4" GD5 CZ |
| 27 | 5025156 | 6 | WASHER, 3/8 SAE |
| 28 | 5025394 | 6 | NUT, 3/8-16 HEX NYLOCK FLANGE |

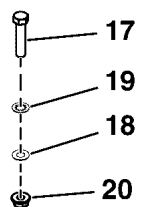
Engine & PTO Group - Briggs & Stratton EFI (Remote Oil Tank) S/N: 4001694245 and

Note: Unless noted otherwise, use the standard torque specifications

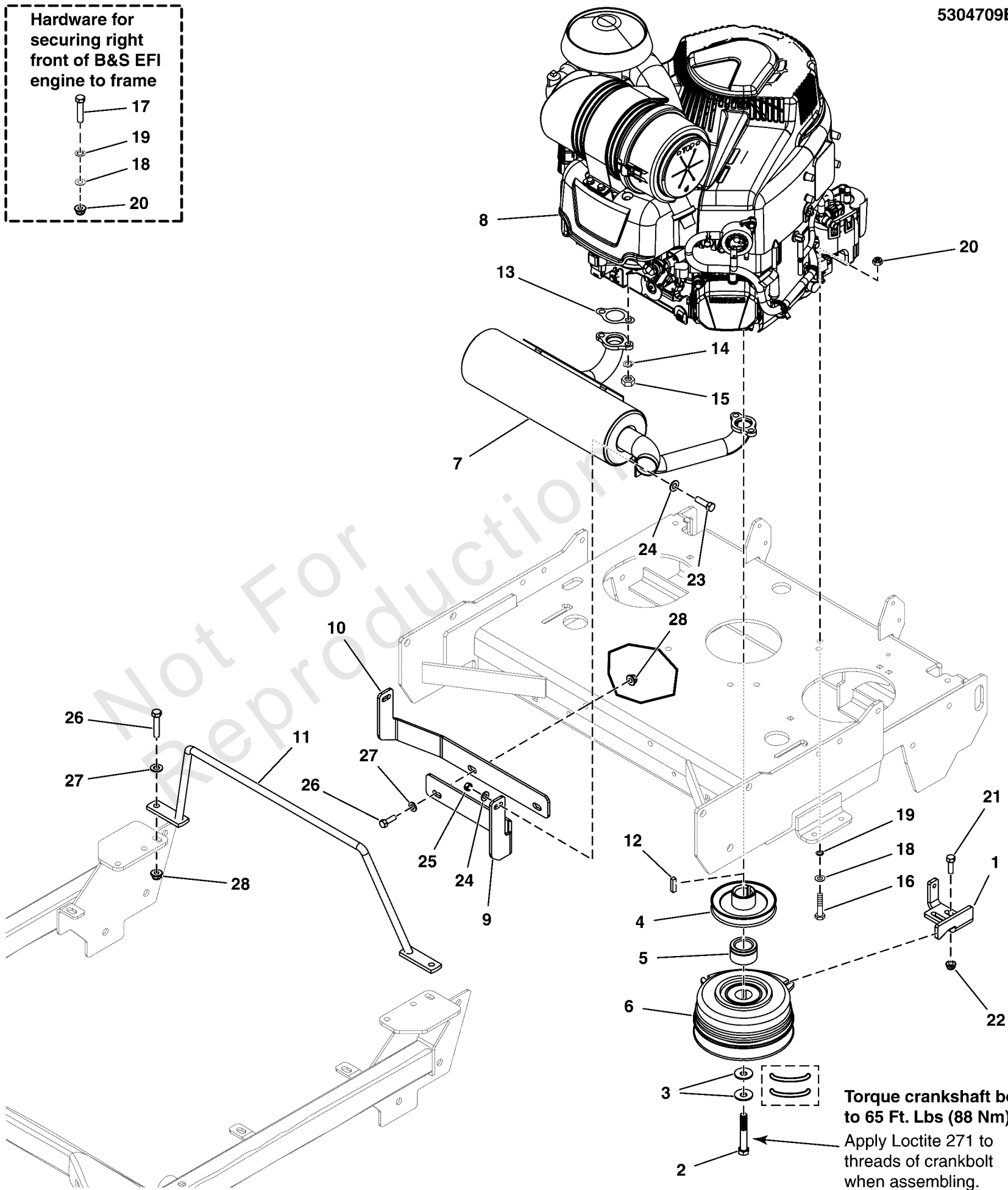
Mfg. No: 5901892

5304709E

Hardware for securing right front of B&S EFI engine to frame



- 17
- 19
- 18
- 20



Engine & PTO Group - Briggs & Stratton EFI (Remote Oil Tank) S/N: 4001694245 and

| REF NO | PART NO | QTY | DESCRIPTION |
|--------|------------|-----|--|
| 1 | 5412326A | 1 | PLATE, CLUTCH ANCHOR - BLK |
| 2 | 5102865 | 1 | BOLT, CRANKSHAFT,7/16-20X2-3/4, GD8 |
| 3 | 5025585 | 2 | BELLEVILLE WASHER 1.1875 X .442 X .089 |
| 4 | 5104236 | 1 | PULLEY, CRANKSHAFT, 1.125ID X 4.50OD, OS |
| 5 | 5047033 | 1 | SPACER, 1.13 X 1.75 X 1.03, CZ |
| 6 | 5105090 | 1 | CLUTCH,WARNER,200 'lbs,1.13 |
| 7 | 5104355 | 1 | MUFFLER, 26/28, B&S VANG, EFI TWR/WALK |
| 8 | ----- | 1 | ENGINE, B&S, EFI, OIL GUARD (49E877-0008-G1) -(S/N: 4001858852 and below) |
| 8 | ----- | 1 | BRIGGS & STRATTON ENGINE, 49E877-0021-G1 -(S/N: 4001858853 and above) |
| 9 | 5415276A | 1 | PLATE, MUFFLER SUPPORT, LH, W35 - BLK |
| 10 | 5415277A | 1 | PLATE, MUFFLER SUPPORT, RH, W35 - BLK |
| 11 | 5421108AA | 1 | WELD, MUFFLER/02, GUARD, W45 - BLK |
| 12 | 5050407X8 | 1 | KEY, 1/4 SQ X 1 |
| 13 | 273485 | 2 | GASKET, EXHAUST |
| 14 | 5023217 | 4 | WASHER, 5/16 LIGHT LOCK |
| 15 | 5025032 | 4 | NUT, 5/16-18 HEX |
| 16 | 5025025X14 | 3 | BOLT, 5/16-24 X 1-3/4, GD8, PHOS |
| 17 | 5025025X12 | 1 | BOLT, 5/16-24 X 1-1/2, GD8, PHOS |
| 18 | 5025155 | 6 | WASHER, 5/16" SAE |
| 19 | 5025188 | 4 | WASHER, 5/16 INT. TOOTH LOCK |
| 20 | 5025616 | 4 | NUT, 5/16-24, TOP LOCK FLANGE, GD8 PHOS |
| 21 | 5025145X8 | 2 | BOLT, 5/16-18 X 1, CARRIAGE |
| 22 | 5025392 | 4 | NUT, 5/16-18 HEX NYLOCK FLANGE |
| 23 | 5025011X8 | 10 | BOLT, 5/16-18 X 1 GD5 CZ |
| 24 | 5025292 | 4 | WASHER, 5/16 F436 FLAT |
| 25 | 80003675 | 2 | NUT, 5/16-18, HEX, CNTR LK,ZINC PHOS/OIL |
| 26 | 5025013X10 | 6 | BOLT, 3/8-16 X 1-1/4" GD5 CZ |
| 27 | 5025156 | 6 | WASHER, 3/8 SAE |
| 28 | 5025394 | 6 | NUT, 3/8-16 HEX NYLOCK FLANGE |

Engine Deck Group

| REF NO | PART NO | QTY | DESCRIPTION |
|--------|------------|-----|--|
| 0010 | 5102677 | 2 | GROMMET, 1-1/2" ID FOR 1/4" METAL |
| 0020 | 5412030AA | 1 | PLATE, FAN GUARD - BLK |
| 0030 | 5025145X8 | 2 | BOLT, 5/16-18 X 1, CARRIAGE, GD5, CZ |
| 0040 | 5025392 | 2 | NUT, 5/16-18 HEX NYLOCK FLANGE NUT |
| 0050 | 5025498 | 2 | 5/16" PUSH-ON NUT RETAINER, STL, CZ |
| 0060 | 5103944 | 1 | GROMMET, 7/8"ID, 1/4" THICK STK |
| 0070 | 5420466AA | 2 | PLATE, TRANS PROTECTOR, W45 - BLK |
| 0080 | 80004497 | 4 | BOLT,3/8-16X1.000,RND HD CRRG,ZINC/CLEAR |
| 0090 | 5025394 | 8 | NUT, 3/8 - 16 HEX NYLOCK FLANGE |
| 0100 | 80005327 | 8 | RETAINER,3/8,PUSHNUT,ZINC/CLEAR |
| 0110 | 5025146X12 | 4 | BOLT, 3/8-16 X 1-1/2, CARRIAGE, GD5, CZ |
| 0120 | 5108724 | 1 | FLAP, RUBBER, 3/16 X 6.75 X 26.00 |
| 0130 | 5420312B | 1 | WELD, ENGINE DECK, W45 - RED |
| 0140 | 5420214AA | 1 | WELD, LOWER FLAP MOUNT - BLK |
| 0150 | 5420213AA | 2 | WELD, UPPER FLAP MOUNT - BLK |
| 0160 | 5108918 | 1 | ROD, 5/16 X 26.375, CZ |
| 0180 | 5025155 | 2 | WASHER, 5/16" SAE |
| 0190 | 5025391 | 5 | NUT, 1/4-20 Hex Nylock Flange |
| 0200 | 5025010X6 | 5 | BOLT, 1/4"-20 X 3/4" GD5 YZ |
| 0210 | 5025288 | 5 | WASHER, 1/4" Fender |
| 0220 | 80002736 | 2 | PIN, 3/32 X 0.750, COT, ZINC/CLEAR |

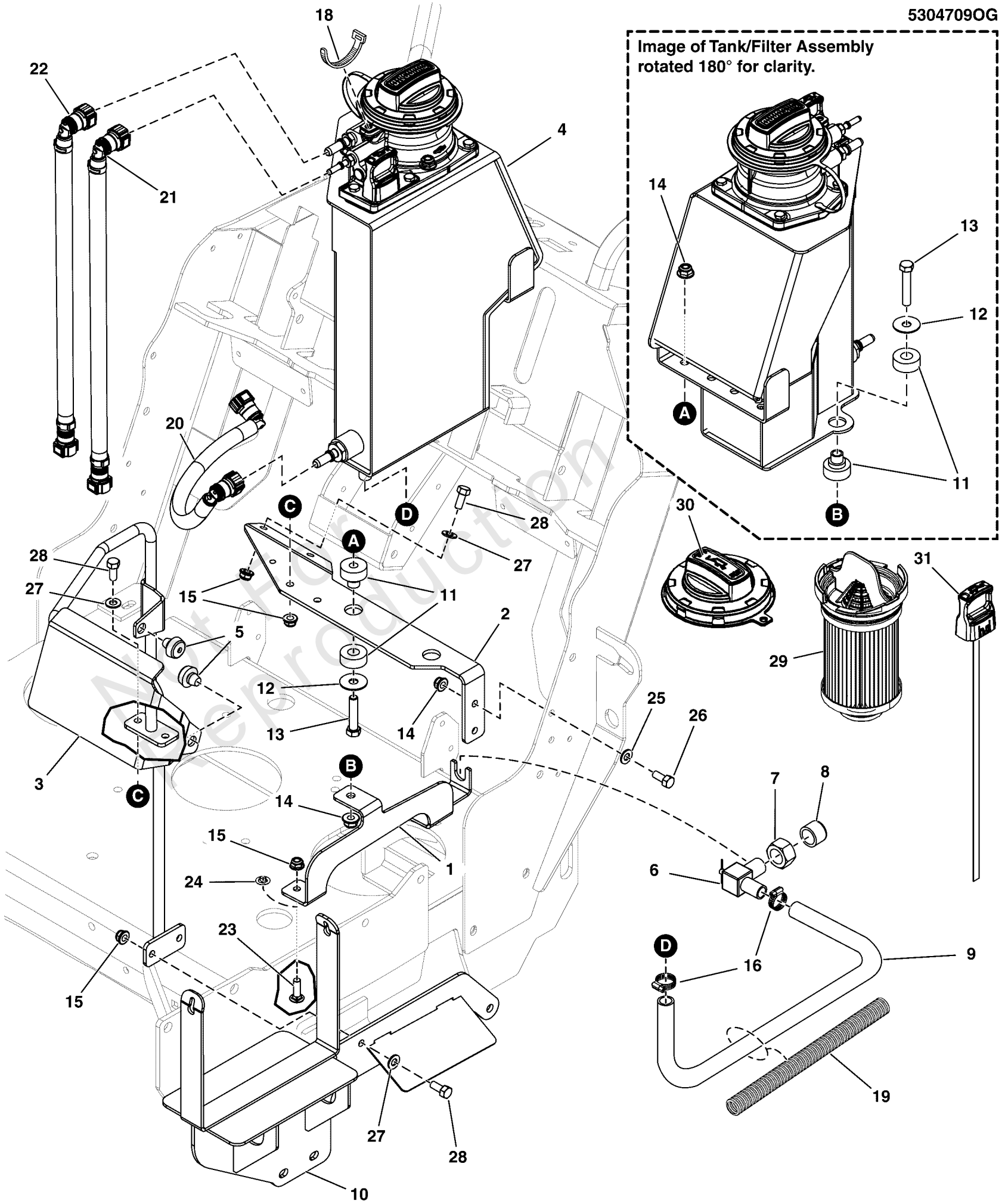
Engine Remote Oil Tank, Hoses, & Mount Group

Note: Unless noted otherwise, use the standard torque specifications

Mfg. No: 5901892

5304709OG

Image of Tank/Filter Assembly rotated 180° for clarity.



If associated part number is not listed see Authorized Briggs & Stratton dealer for service parts.

15W-50 Synthetic Oil

32 - 15W-50 Synthetic Oil, Case of 12 1 QT bottles

33 - 15W-50 Synthetic Oil, Case of 4 5 QT bottles

Engine Remote Oil Tank, Hoses, & Mount Group

| REF NO | PART NO | QTY | DESCRIPTION |
|--------|------------|-----|---|
| 1 | 5420397AA | 1 | PLATE, LOWER TANK MOUNT, W45 - BLK |
| 2 | 5415327A | 1 | TANK MOUNT, TOP, W35 - BLK |
| 3 | 5415916A | 1 | WELD, TANK GUARD, W35 - BLK |
| 4 | 595945 | 1 | TANK, Oil -(Refer to Note: *) (S/N: 4001858852 and below) |
| 4 | 84008062 | 1 | TANK/FILTER ASSY -(Refer to Note: *) (S/N: 4001858853 and above) |
| 5 | 197546 | 2 | MNT, VBRTN, RBBR |
| 6 | 5105177 | 1 | VALVE, OIL DRAIN, M16X1.5 TO 1/2" |
| 7 | 5105318 | 1 | NUT, HEX, M16-1.5, DAPCO 4071 |
| 8 | 5105317 | 1 | OIL DRAIN CAP, OIL GUARD, DAPCO 4692 |
| 9 | 5105492 | 1 | HOSE, Formed, Oil Guard |
| 10 | ----- | 0 | Refer to: Electrical Group |
| 11 | 5023131 | 3 | MOUNT, ISO, BOTTOM, RAD 5000Z-DIESEL |
| 12 | 5025165 | 3 | WASHER, 3/8" Fender |
| 13 | 5025013X14 | 3 | BOLT, 3/8-16 X 1-3/4" GD5 CZ |
| 14 | 5025394 | 5 | NUT, 3/8 - 16 HEX NYLOCK FLANGE |
| 15 | 5025392 | 12 | NUT, 5/16-18 HEX NYLOCK FLANGE NUT |
| 16 | 5021392 | 2 | CLAMP, #6 HOSE, STAINLESS |
| 18 | ----- | 1 | TIE, Cable, Yellow 7.6" |
| 19 | 5050862X8 | 1 | WIRE LOOM, 3/4 ID X 8.00" LG |
| 20 | 84006650 | 1 | HOSE, OIL SUPPLY -(Refer to Note: *) (S/N: 4001858852 and below) |
| 20 | 84006649 | 1 | HOSE, OIL SUPPLY -(Refer to Note: *) (S/N: 4001858853 and above) |
| 21 | 595943 | 1 | HOSE, Oil Vent -(Refer to Note: *) |
| 22 | 84006661 | 1 | HOSE, OIL SCAVENGE -(Refer to Note: *) |
| 23 | 5025145X8 | 2 | BOLT, 5/16-18 X 1, CARRIAGE, GD5, CZ |
| 24 | 5025498 | 2 | 5/16" PUSH-ON NUT RETAINER, STL, CZ |
| 25 | 5025156 | 2 | WASHER, 3/8 SAE |
| 26 | 5025013X10 | 2 | BOLT, 3/8-16 X 1-1/4" GD5 CZ |
| 27 | 5025155 | 12 | WASHER, 5/16" SAE |
| 28 | 5025011X8 | 10 | BOLT, 5/16-18 X 1" GRD5 YZ |
| 29 | 84007094 | 1 | FILTER, OIL |
| 30 | 595931 | 1 | CAP, Oil Fill -(Yellow cap) |
| 30 | 84008058 | 1 | CAP, Oil Fill -(Black cap) |
| 31 | 595934 | 1 | DIPSTICK |
| 32 | 100169 | 1 | OIL-1QT VANGUARD (CASE) -(Case of twelve 1 QT bottles) |
| 33 | 100170 | 1 | OIL-5QT VANGUARD (CASE) -(Case of four 5 QT bottles) |

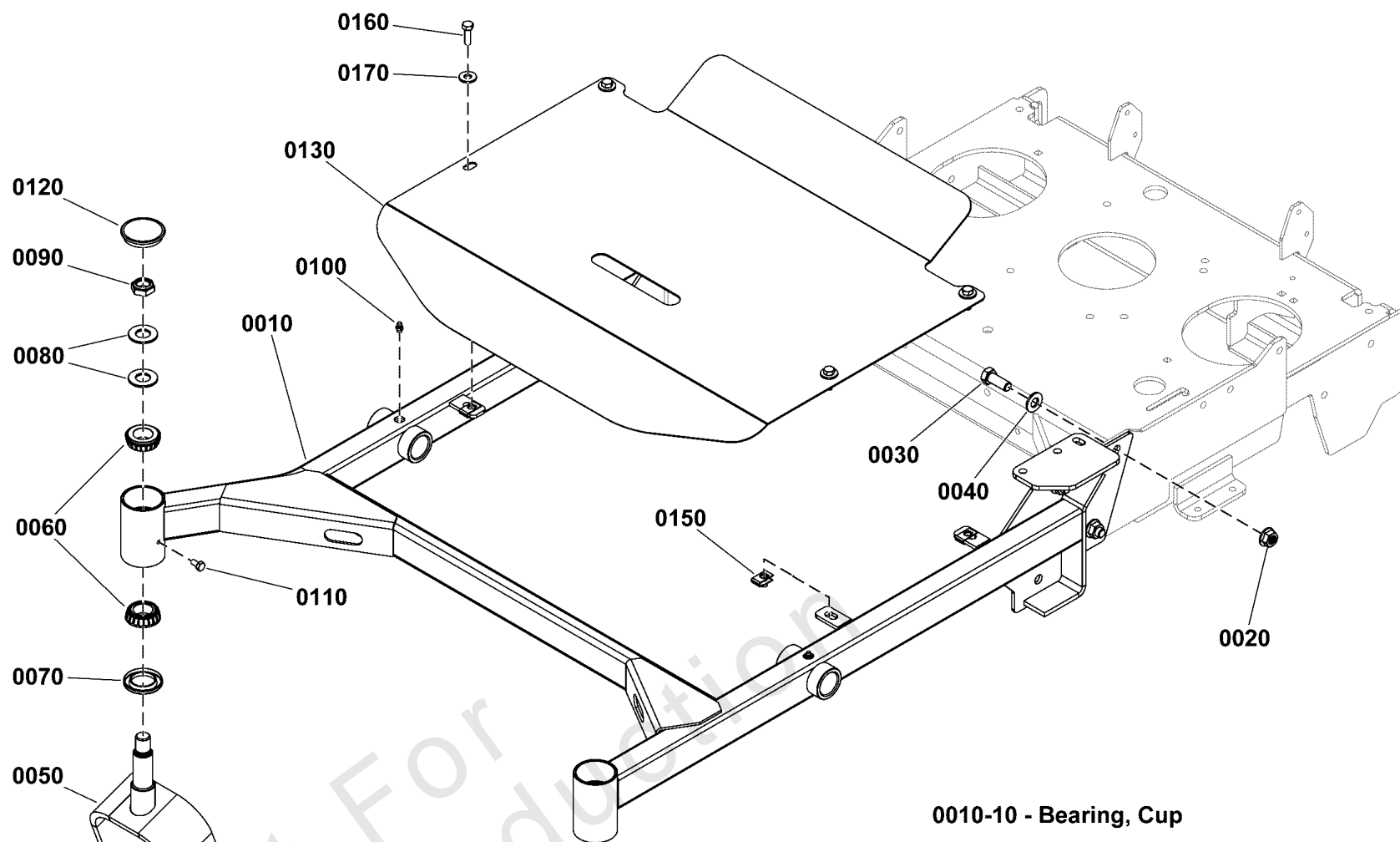
Footnotes:

Note: *Order Oil Guard replacement parts from your Authorized Briggs & Stratton Engine Service Provider

Front Frame Group

Note: Unless noted otherwise, use the standard torque specifications

Mfg. No: 5901892



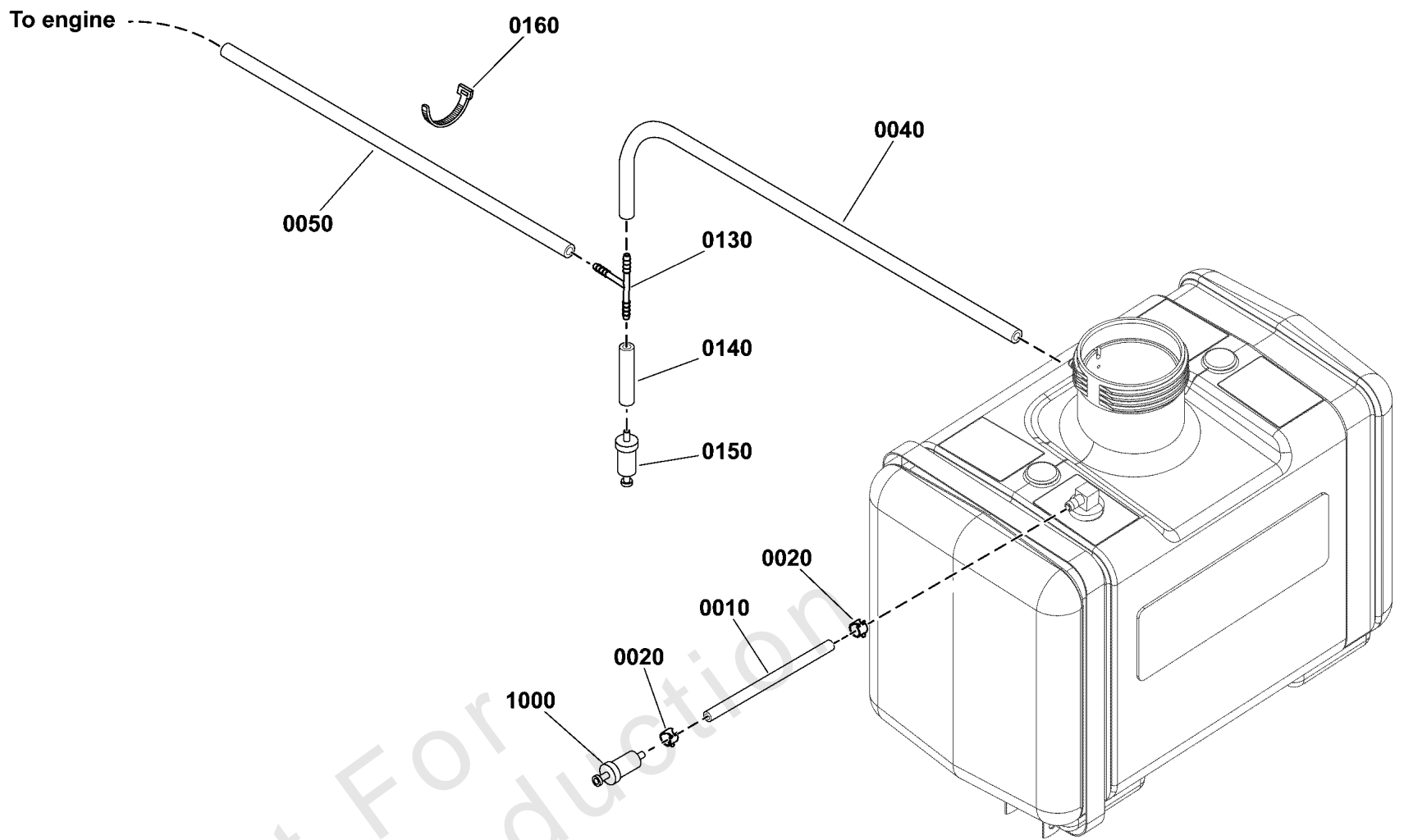
Front Frame Group

| REF NO | PART NO | QTY | DESCRIPTION |
|---------|------------|-----|--------------------------------------|
| 0010 | 5422126B | 1 | WELD, FRONT FRAME, W45, 478/52 - RED |
| 0010-10 | 5020883 | 2 | CUP, BEARING (SV) -(SV) |
| 0020 | 5025396 | 6 | NUT, Hex Flange, Nylock, 1/2-13 |
| 0030 | 5025017X10 | 6 | BOLT, 1/2-13 X 1-1/4 GD5 CZ |
| 0040 | 5025158 | 6 | WASHER, 1/2 SAE |
| 0050 | 5401759B | 2 | WELD., FRONT CASTER YOKES - RED |
| 0060 | 5020884 | 4 | BEARING, TAPERED ROLLER, 1" |
| 0070 | 5021072 | 2 | SEAL, GREASE |
| 0080 | 5025449 | 4 | WASHER, BELLEVILLE - 1.500 X .755 |
| 0090 | 5025448 | 2 | NUT, 3/4-16, HEX JAM NYLON LOCK |
| 0100 | 5020095 | 2 | GREASE FITTING, 1/4-28 Straight |
| 0110 | 5025457 | 2 | BOLT, 1/4-28 X 1/2, GD5 YZ |
| 0120 | 5109845 | 2 | CAP, GREASE, LOW PROFILE |
| 0130 | 5420467B | 1 | PLATE, FRONT GUARD, W45 - RED |
| 0150 | 5022308 | 4 | BODY CLIP, 5/16-18-7GA MATERIAL |
| 0160 | 5025011X8 | 4 | BOLT, 5/16-18 X 1" GRD5 YZ |
| 0170 | 5025337 | 4 | WASHER, 5/16" USS |

Fuel Supply Hose and Evap Group (No Canister)

Note: Unless noted otherwise, use the standard torque specifications

Mfg. No: 5901892



Not For
Reproduction

Fuel Supply Hose and Evap Group (No Canister)

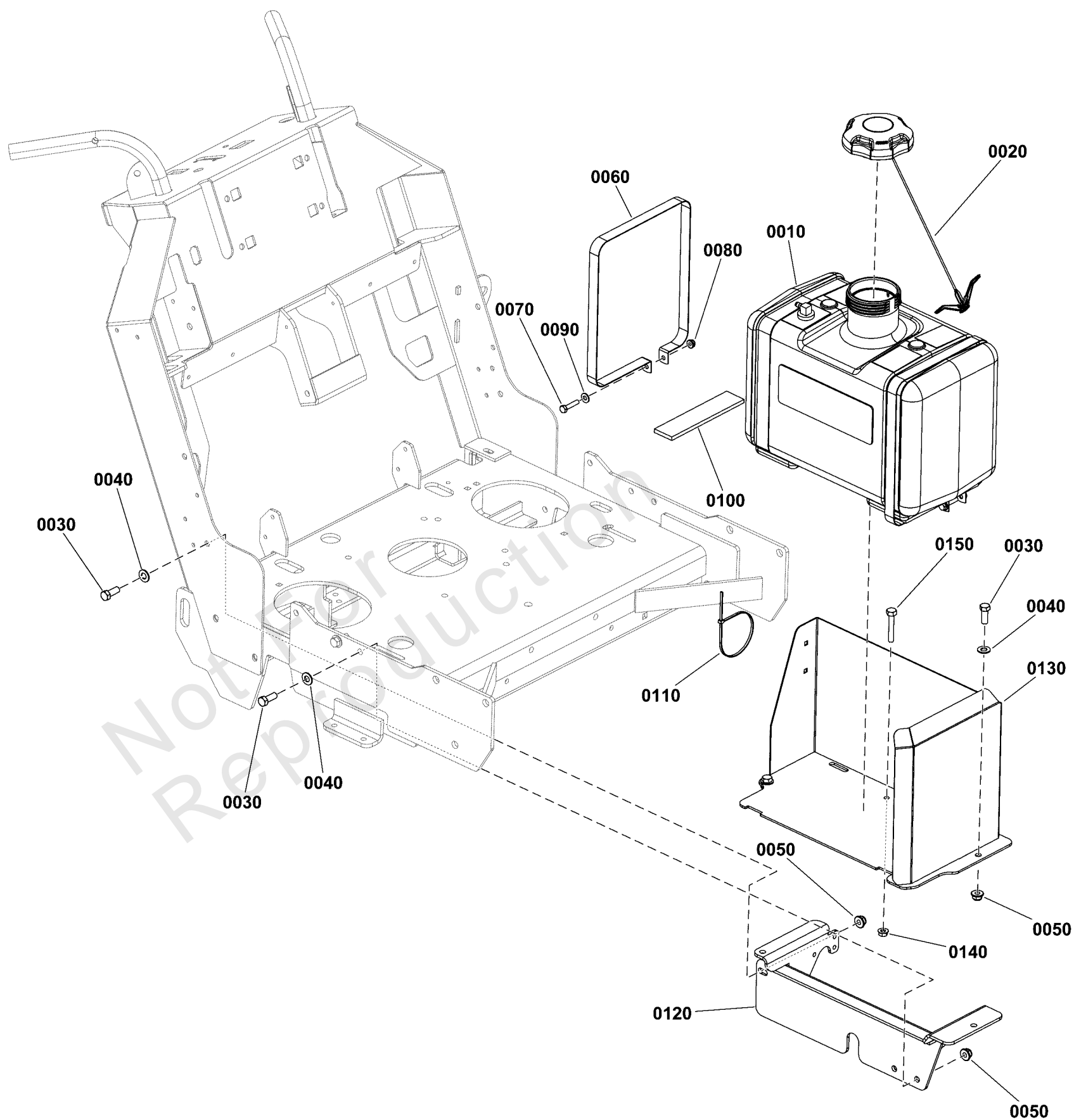
| REF NO | PART NO | QTY | DESCRIPTION |
|--------|--------------|-----|-------------------------------------|
| 0010 | 5050831X29P5 | 1 | HOSE, 1/4" FUEL, 29.50" |
| 0020 | 93807 | 2 | CLAMP, Hose |
| 0040 | 7700552X15P5 | 1 | HOSE, VAPOR, 5MM ID, 15.50 LG |
| 0050 | 7700552X20P5 | 1 | HOSE, VAPOR, 5MM ID, 20.50 LG |
| 0130 | 5103062 | 1 | FITTING, 3/16" TEE, BARB TYPE, HDPE |
| 0140 | 7700552X4P5 | 1 | HOSE, VAPOR, 5MM ID, 4.50 LG |
| 0150 | 80025019 | 1 | FILTER, FUEL |
| 0160 | 5021030 | 2 | TIE, SELF-LOCKING, 6" |
| 1000 | 5021178X3 | 1 | FUEL FILTER (SV) -(SV) |

Not For Reproduction

Fuel Tank and Mount Group

Note: Unless noted otherwise, use the standard torque specifications

Mfg. No: 5901892



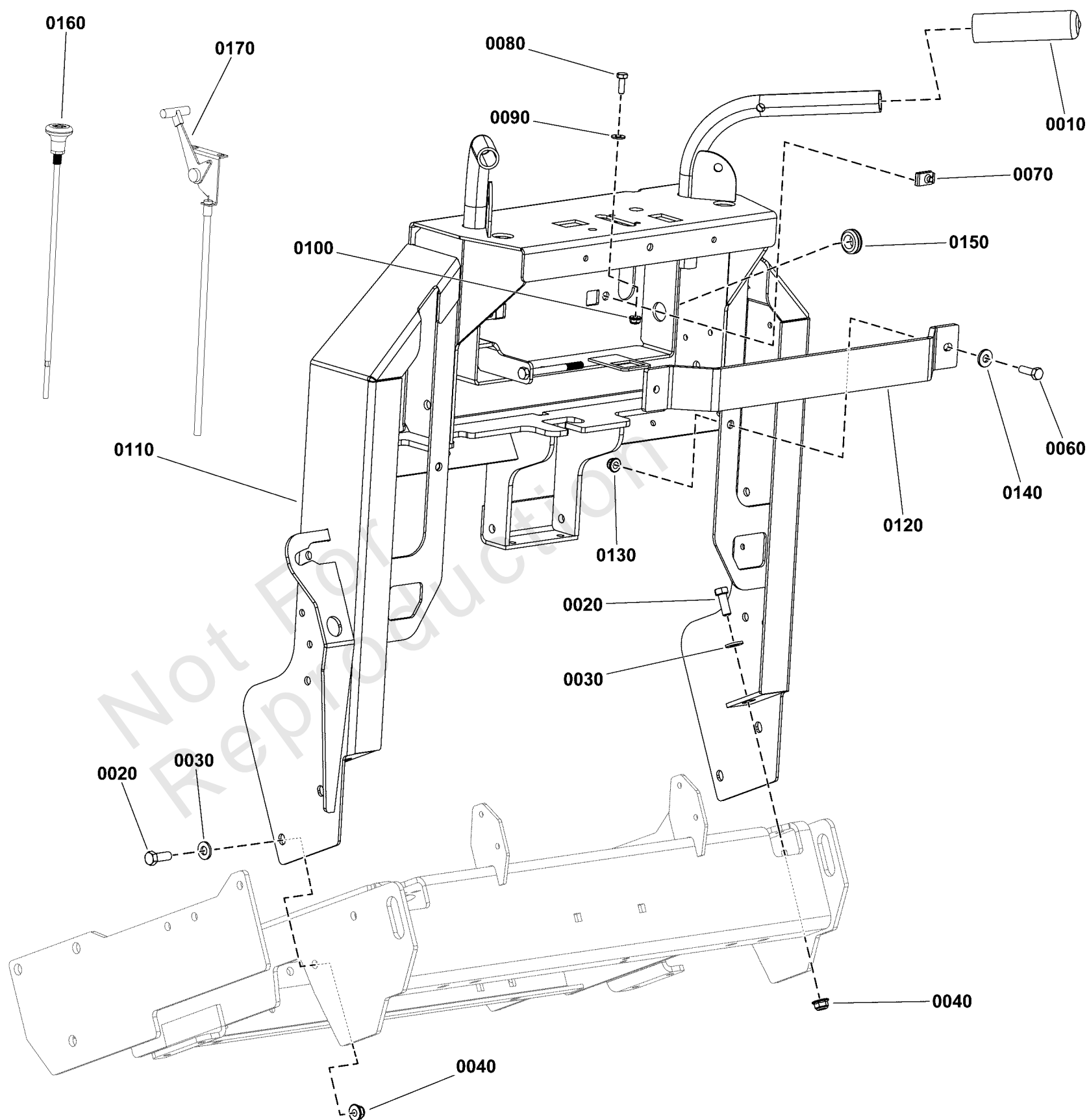
Fuel Tank and Mount Group

| REF NO | PART NO | QTY | DESCRIPTION |
|---------|------------|-----|---|
| 0010 | 5102833 | 1 | TANK, 4.625 GAL, W DROP TUBE/VENT |
| 0010-10 | 5102833X1 | 1 | GROMMET -(Grommet for fuel tank 5102833) |
| 0020 | 5108752 | 1 | FUEL CAP, 3.5", MANAGED VENT OUT, 12" RT |
| 0030 | 5025013X8 | 5 | BOLT, 3/8-16 X 1" GD5 CZ |
| 0040 | 5025156 | 5 | WASHER, 3/8 SAE |
| 0050 | 5025394 | 5 | NUT, 3/8 - 16 HEX NYLOCK FLANGE |
| 0060 | 5403445AA | 2 | STRAP, FUEL TANK - SNP PRO DDS - BLK |
| 0070 | 5025010X10 | 2 | BOLT, 1/4-20 X 1-1/4 GD5 CZ |
| 0080 | 5025391 | 2 | NUT, 1/4-20 Hex Nylock Flange |
| 0090 | 5025154 | 2 | WASHER, 1/4 SAE |
| 0100 | 5100810 | 2 | PAD, RUBBER MOUNT |
| 0110 | 5021029 | 1 | TIE, SELF-LOCKING, 12" |
| 0120 | 5413950AA | 1 | WELD, FUEL TANK, MOUNT, LOWER, W35 - BLK |
| 0130 | 5420158AA | 1 | WELD, TANK MOUNT, W45 - BLK |
| 0140 | 5025127 | 1 | NUT, 5/16-18 HEX SERRATED FLANGE (SMALL) |
| 0150 | 5025055X16 | 1 | BOLT, 5/16-18 X 2 GD5 TFL, CZ |

Handle Bar Group S/N: 4001694244 and below

Note: Unless noted otherwise, use the standard torque specifications

Mfg. No: 5901892



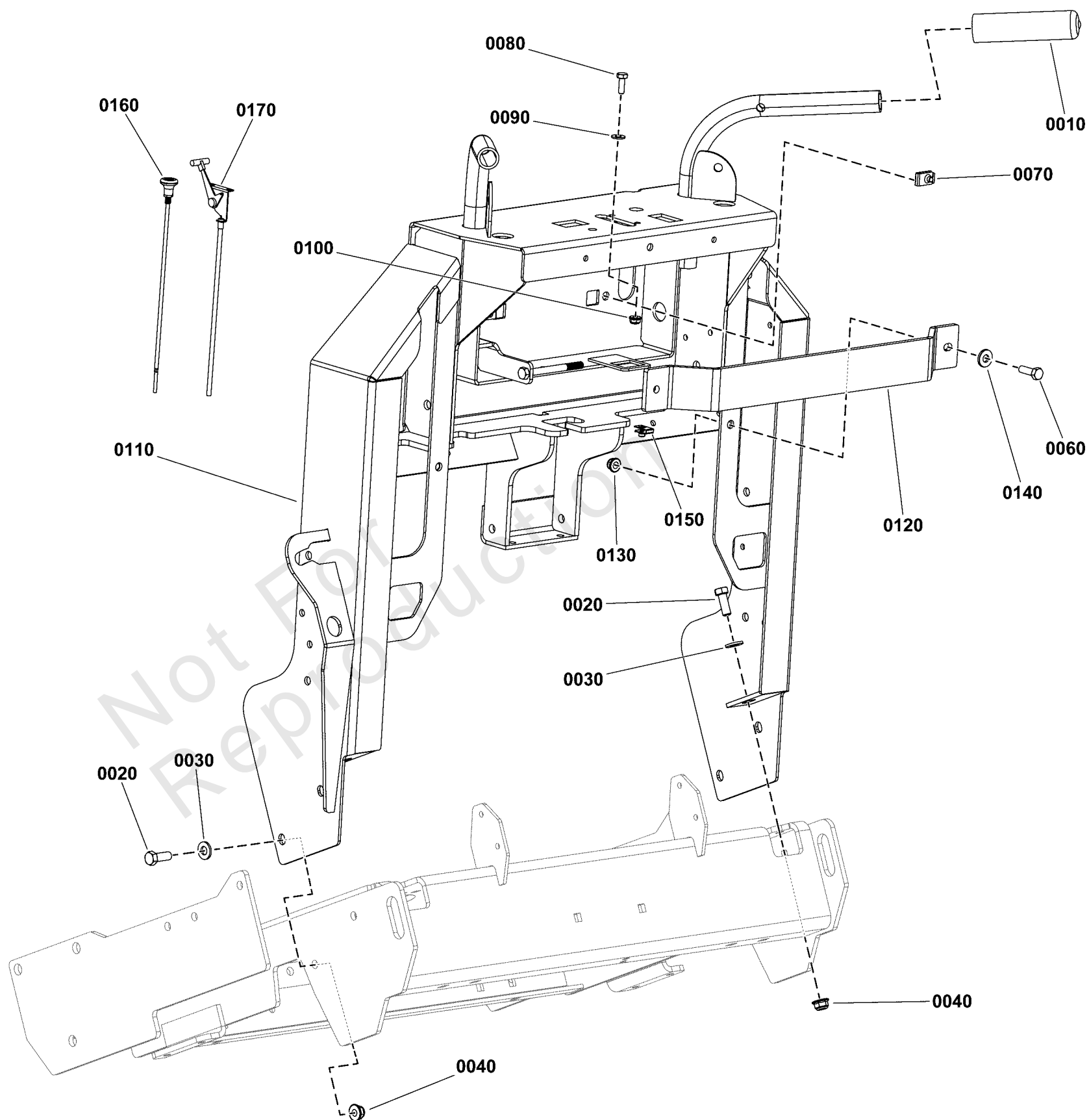
Handle Bar Group S/N: 4001694244 and below

| REF NO | PART NO | QTY | DESCRIPTION |
|--------|-----------|-----|--|
| 0010 | 5104659 | 2 | GRIP, FOAM, .940" X 4.62" X .187" |
| 0020 | 5025013X8 | 6 | BOLT, 3/8-16 X 1" GD5 CZ |
| 0030 | 5025293 | 6 | WASHER, 3/8" GR. 9 FLAT |
| 0040 | 5025394 | 6 | NUT, 3/8 - 16 HEX NYLOCK FLANGE |
| 0060 | 5025011X8 | 4 | BOLT, 5/16-18 X 1" GRD5 YZ |
| 0070 | 5022665 | 4 | BODY CLIP, 1/4-20 X 1/2" DEEP -(For securing the oil cooler mount.) |
| 0080 | 5025010X6 | 2 | BOLT, 1/4"-20 X 3/4" GD5 YZ -(For securing the throttle control.) |
| 0090 | 5025154 | 2 | WASHER, 1/4 SAE -(For securing the throttle control.) |
| 0100 | 5025391 | 2 | NUT, 1/4-20 Hex Nylock Flange -(For securing the throttle control.) |
| 0110 | 5420392B | 1 | WELD, HANDLEBAR, W45 - RED |
| 0120 | 5419312AA | 1 | BAR, SULKY GUARD, W25-W35 - BLK |
| 0130 | 5025392 | 2 | NUT, 5/16-18 HEX NYLOCK FLANGE NUT |
| 0140 | 5025292 | 2 | WASHER, 5/16 GRADE 9, FLAT |
| 0150 | 5102542 | 1 | GROMMET, 5/8 ID X 1/8 MATERIAL |
| 0160 | 5100184 | 1 | CABLE, CHOKE CONTROL, 43.5" -(Kawasaki powered models only) |
| 0170 | 5104657 | 1 | CABLE, THROTTLE, 43" DETENTED |

Handle Bar Group S/N: 4001694245 and above

Note: Unless noted otherwise, use the standard torque specifications

Mfg. No: 5901892



Handle Bar Group S/N: 4001694245 and above

| REF NO | PART NO | QTY | DESCRIPTION |
|--------|-----------|-----|--|
| 0010 | 5104659 | 2 | GRIP, FOAM, .940" X 4.62" X .187" |
| 0020 | 5025013X8 | 6 | BOLT, 3/8-16 X 1" GD5 CZ |
| 0030 | 5025293 | 6 | WASHER, 3/8" GR. 9 FLAT |
| 0040 | 5025394 | 6 | NUT, 3/8 - 16 HEX NYLOCK FLANGE |
| 0060 | 5025011X8 | 4 | BOLT, 5/16-18 X 1" GRD5 YZ |
| 0070 | 5022665 | 4 | BODY CLIP, 1/4-20 X 1/2" DEEP -(For securing the oil cooler mount.) |
| 0080 | 5025010X6 | 2 | BOLT, 1/4"-20 X 3/4" GD5 YZ -(For securing the throttle control.) |
| 0090 | 5025154 | 2 | WASHER, 1/4 SAE -(For securing the throttle control.) |
| 0100 | 5025391 | 2 | NUT, 1/4-20 Hex Nylock Flange -(For securing the throttle control.) |
| 0110 | 5420998B | 1 | WELD, HANDLE BAR, STD, W45 - RED |
| 0120 | 5419312AA | 1 | BAR, SULKY GUARD, W25-W35 - BLK |
| 0130 | 5025392 | 2 | NUT, 5/16-18 HEX NYLOCK FLANGE NUT |
| 0140 | 5025292 | 2 | WASHER, 5/16 GRADE 9, FLAT |
| 0150 | 5022649 | 1 | BODY CLIP, 3/8-16 X .688" DEEP |
| 0160 | 5100184 | 1 | CABLE, CHOKE CONTROL, 43.5" -(Kawasaki powered models only) |
| 0170 | 5104657 | 1 | CABLE, THROTTLE, 43" DETENTED |

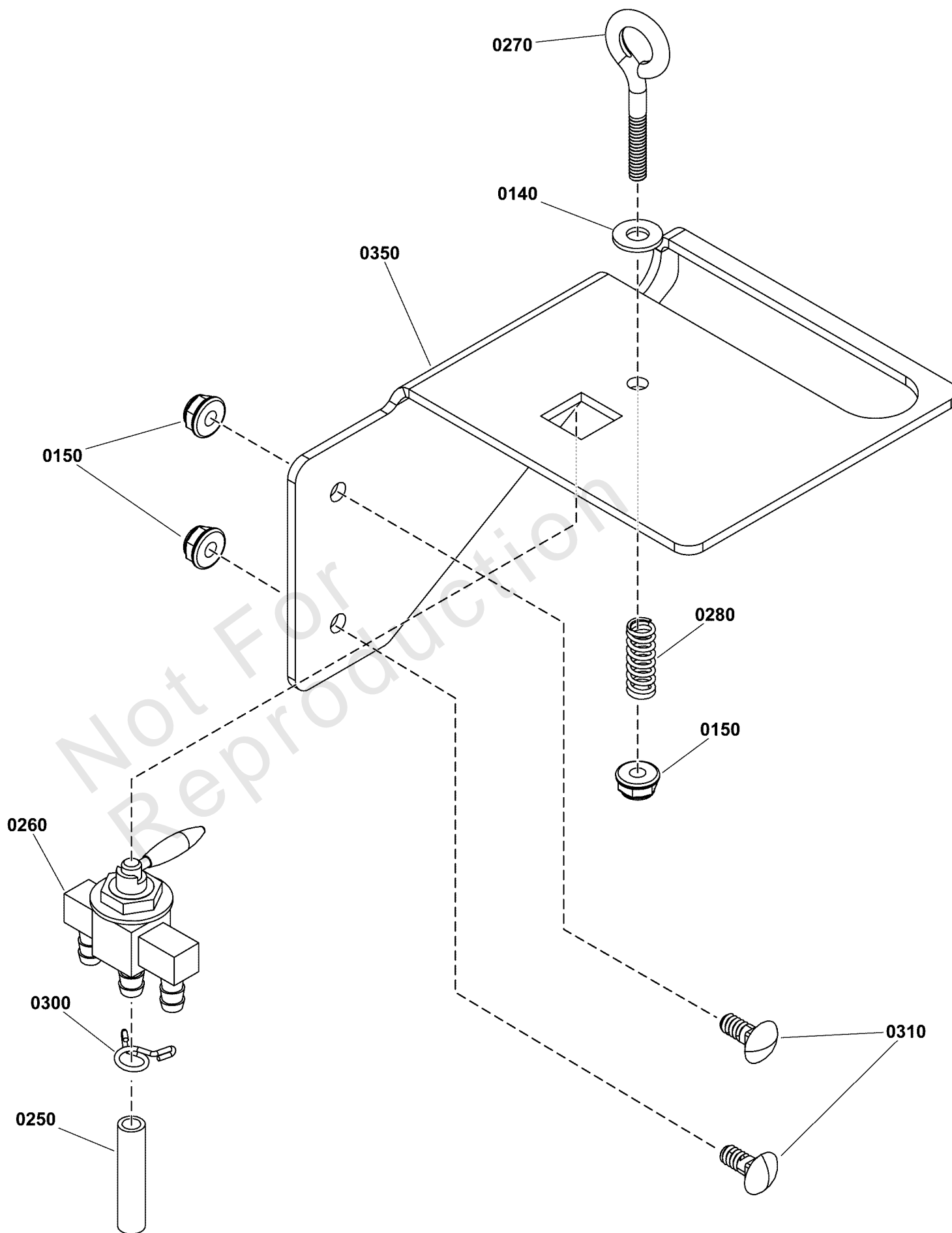
Hydraulic Group - Hoses and Loom

| REF NO | PART NO | QTY | DESCRIPTION |
|--------|--------------|-----|------------------------------------|
| 0001 | 5050860X32 | 1 | HOSE, 3/8" PUSH-LOCK, 32.00" |
| 0110 | 5025474 | 4 | CLAMP, HOSE, .75 FREE DIA. |
| 0160 | 5050857X24 | 2 | HOSE, 1/2" PUSH-ON, 24.00" |
| 0170 | 5050862X20 | 2 | WIRE LOOM, 3/4 ID X 20 IN |
| 0180 | 5100772 | 8 | TIE, SELF-LOCKING, 15" |
| 0230 | 5023268 | 4 | CLAMP, Hose |
| 0290 | 5108746 | 2 | FITTING, TEE, HOSE, 3/8-3/8-1/4 |
| 0370 | 5108540X42 | 1 | HOSE, 3/8" PUSH-LOCK, BLUE 42.00 |
| 0380 | 5108541X15P5 | 1 | HOSE, 3/8" PUSH-LOCK, GREEN 15.50" |
| 0390 | 5108541X23P5 | 1 | HOSE, 3/8" PUSH-LOCK, GREEN 23.50" |
| 0400 | 5108539X34P5 | 1 | HOSE, 3/8" PUSH-LOCK, RED 34.50 |
| 0410 | 5108747X9 | 1 | HOSE, 1/4" PUSH-LOCK, GREEN, 9.00" |
| 0420 | 5050869X9 | 1 | HOSE, 1/4" PUSH-LOCK, 9.00" |
| 0430 | 5050860X14P5 | 1 | HOSE, 3/8 PUSH LOCK, 14.50" |
| 0450 | 5050861X40 | 1 | WIRE LOOM, 5/8 ID X 40 IN |
| 0460 | 5050861X15 | 1 | WIRE LOOM, 5/8" ID. 15" LONG |
| 0470 | 5050861X22 | 1 | WIRE LOOM, 5/8 ID X 22 IN |
| 0480 | 5050861X32 | 1 | WIRE LOOM 5/8 ID X 32 IN |
| 0490 | 5050861X13 | 1 | WIRE LOOM 5/8 ID X 13 IN |
| 0500 | 5050861X30 | 1 | WIRE LOOM 5/8 ID X 30 IN |
| 0530 | 5108736 | 8 | CLAMP, HOSE, 5/8", FI TYPE |
| 0540 | 93807 | 4 | CLAMP, Hose |
| 1000 | ----- | 1 | Refer to: Hydraulic Group |

Hydraulic Group - Transaxle Selector Valve

Note: Unless noted otherwise, use the standard torque specifications

Mfg. No: 5901892



Hydraulic Group - Transaxle Selector Valve

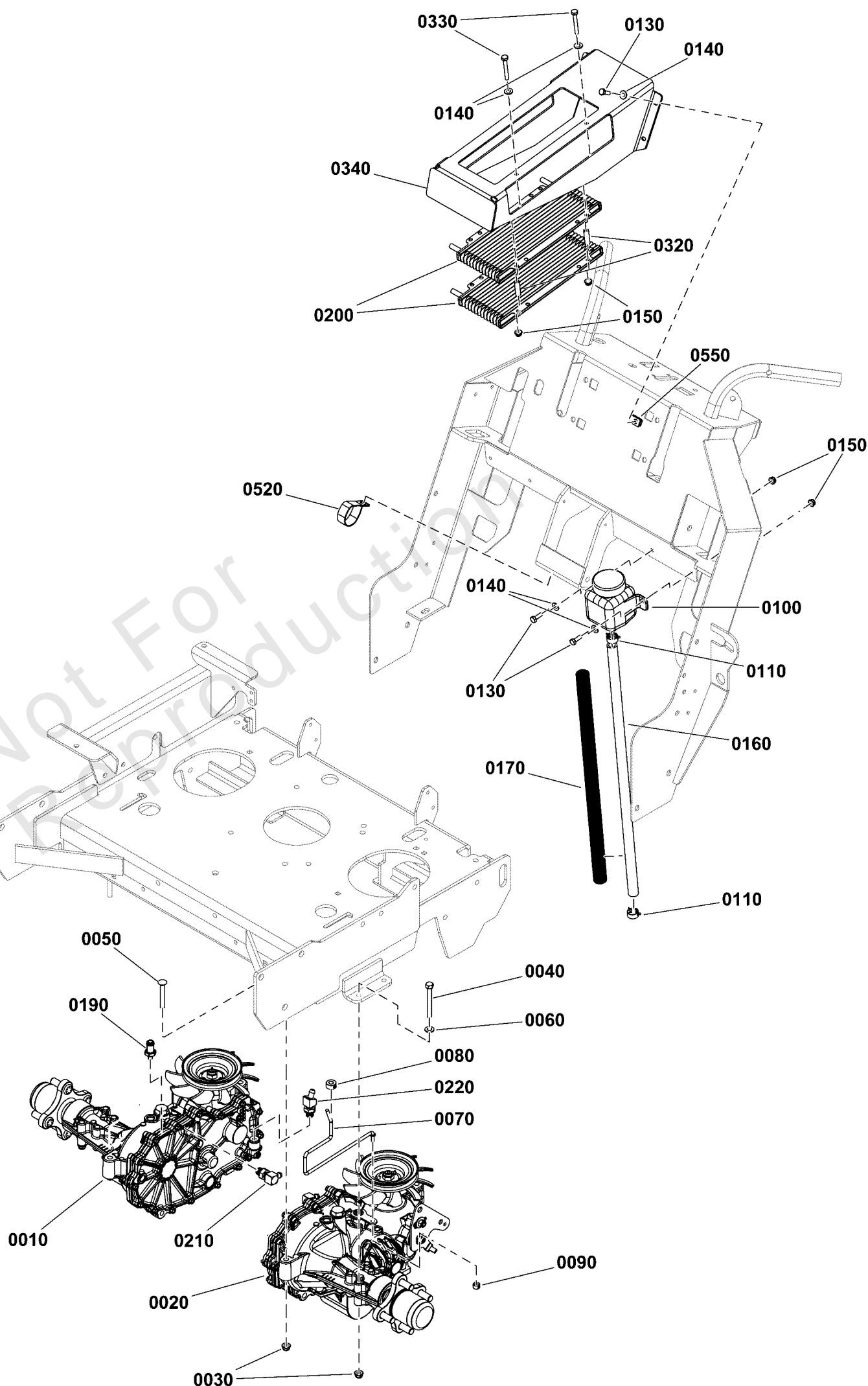
| REF NO | PART NO | QTY | DESCRIPTION |
|--------|-----------|-----|---|
| 0140 | 5025154 | 1 | WASHER, 1/4 SAE |
| 0150 | 5025391 | 3 | NUT, 1/4-20 Hex Nylock Flange |
| 0250 | 847378 | 1 | CAP, DUST |
| 0260 | 5023358 | 1 | VALVE, FUEL STRAIGHT, OUTLET |
| 0270 | 5022205 | 1 | EYE BOLT, 1/4-20 X 2.5, 1THRD, .5EYE,CZ |
| 0280 | 5108754 | 1 | SPRING, COMP, .261 ID X .5 OD X 1" LG |
| 0300 | 5108765 | 1 | CLAMP, HOSE, VALVE BOOT |
| 0310 | 1960252 | 2 | BOLT-RD HD SH SQ NK 1/4-20X0.625 G5 BLK |
| 0350 | 5420417AA | 1 | PLATE, PURGE VALVE MOUNT - BLK |

Not For Reproduction

Hydraulic Group S/N: 4001694244 and below

Note: Unless noted otherwise, use the standard torque specifications

Mfg. No: 5901892



Hydraulic Group S/N: 4001694244 and below

| REF NO | PART NO | QTY | DESCRIPTION |
|--------|------------|-----|--|
| 0010 | 5108694 | 1 | TRANSAXLE, ZT3400, Z9-YMFE-SL5C-1UXX |
| 0020 | 5108693 | 1 | TRANSAXLE, ZT3400, Z9-WMFE-SL5B-1UXX |
| 0030 | 5025392 | 8 | NUT, 5/16-18 HEX NYLOCK FLANGE NUT |
| 0040 | 5025011X22 | 4 | BOLT, 5/16-18 X 2-3/4, GD 5, YZ |
| 0050 | 5025145X18 | 4 | BOLT, 5/16-18 X 2-1/4, CARRIAGE, GD5, CZ |
| 0060 | 5025155 | 4 | WASHER, 5/16" SAE |
| 0070 | 5104532 | 2 | ROD, HYDRO RELEASE, WALKS |
| 0080 | 5020047 | 2 | COLLAR, 5/16" Set |
| 0090 | 5022481 | 2 | COLLAR, Set, 1/4" |
| 0100 | 5100473 | 2 | RESERVOIR, HYDRO OIL, 350 ML |
| 0110 | 5025474 | 4 | CLAMP, HOSE, .75 FREE DIA. |
| 0130 | 5025010X6 | 8 | BOLT, 1/4"-20 X 3/4" GD5 YZ |
| 0140 | 5025154 | 15 | WASHER, 1/4 SAE |
| 0150 | 5025391 | 13 | NUT, 1/4-20 Hex Nylock Flange |
| 0160 | 5050857X24 | 2 | HOSE, 1/2" PUSH-ON, 24.00" |
| 0170 | 5050862X20 | 2 | WIRE LOOM, 3/4 ID X 20 IN |
| 0190 | 5103687 | 2 | FITTING, #6 O-RING 1/2 HOSE BARB, STRAIGHT |
| 0200 | 5101721 | 2 | OIL COOLER, .75 X 11.0 X 24 PLATES |
| 0210 | 5108782 | 2 | FITTING, 90 DEG, 3/8"HOSE-9/16-18 O-RING |
| 0220 | 5108783 | 2 | FITTING, 25 DEG, 3/8"HOSE-9/16-18 O-RING |
| 0320 | 5101215 | 4 | SPACER, .26 X .38 X 1.250, YZ |
| 0330 | 5025010X16 | 4 | BOLT, 1/4-20 X 2", GD5 |
| 0340 | 5420446AA | 1 | PLATE, COOLER MOUNT, W45 - BLK |
| 0520 | 5023263 | 1 | CLAMP, VINYL INSULATED, 1.75 |
| 0550 | 5022665 | 4 | BODY CLIP, 1/4-20 X 1/2" DEEP |

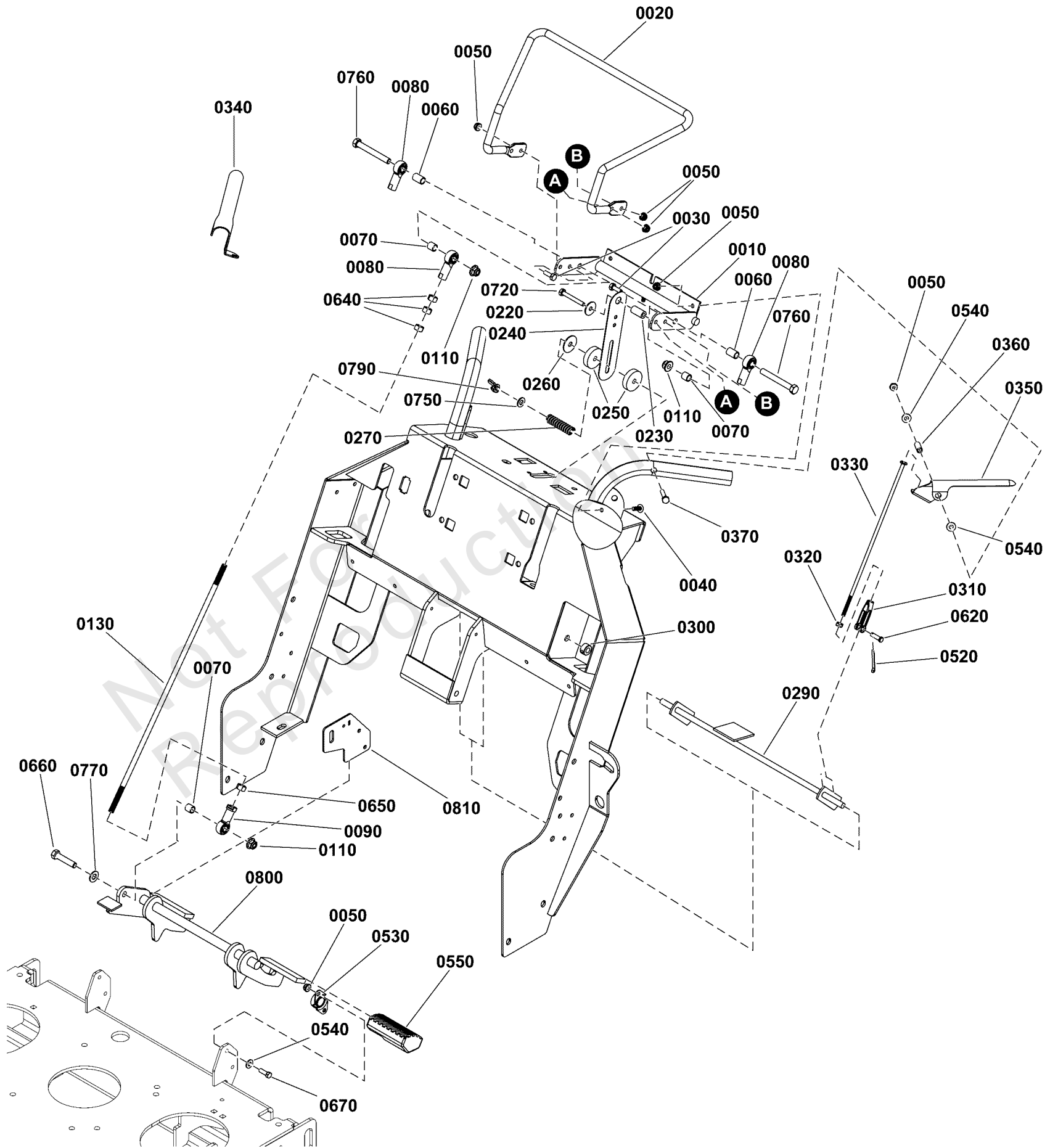
Hydraulic Group S/N: 4001694245 and above

| REF NO | PART NO | QTY | DESCRIPTION |
|--------|------------|-----|--|
| 0010 | 5108694 | 1 | TRANSAXLE, ZT3400, Z9-YMFE-SL5C-1UXX |
| 0020 | 5108693 | 1 | TRANSAXLE, ZT3400, Z9-WMFE-SL5B-1UXX |
| 0030 | 5025392 | 8 | NUT, 5/16-18 HEX NYLOCK FLANGE NUT |
| 0040 | 5025011X22 | 4 | BOLT, 5/16-18 X 2-3/4, GD 5, YZ |
| 0050 | 5025145X18 | 4 | BOLT, 5/16-18 X 2-1/4, CARRIAGE, GD5, CZ |
| 0060 | 5025155 | 4 | WASHER, 5/16" SAE |
| 0070 | 5104532 | 2 | ROD, HYDRO RELEASE, WALKS |
| 0080 | 5020047 | 2 | COLLAR, 5/16" Set |
| 0090 | 5022481 | 2 | COLLAR, Set, 1/4" |
| 0100 | 5100473 | 2 | RESERVOIR, HYDRO OIL, 350 ML |
| 0110 | 5025474 | 4 | CLAMP, HOSE, .75 FREE DIA. |
| 0130 | 5025010X6 | 8 | BOLT, 1/4"-20 X 3/4" GD5 YZ |
| 0140 | 5025154 | 15 | WASHER, 1/4 SAE |
| 0150 | 5025391 | 13 | NUT, 1/4-20 Hex Nylock Flange |
| 0160 | 5050857X24 | 2 | HOSE, 1/2" PUSH-ON, 24.00" |
| 0170 | 5050862X20 | 2 | WIRE LOOM, 3/4 ID X 20 IN |
| 0190 | 5103687 | 2 | FITTING, #6 O-RING 1/2 HOSE BARB, STRAIGHT |
| 0200 | 5101721 | 2 | OIL COOLER, .75 X 11.0 X 24 PLATES |
| 0210 | 5108782 | 2 | FITTING, 90 DEG, 3/8"HOSE-9/16-18 O-RING |
| 0220 | 5108783 | 2 | FITTING, 25 DEG, 3/8"HOSE-9/16-18 O-RING |
| 0320 | 5101215 | 4 | SPACER, .26 X .38 X 1.250, YZ |
| 0330 | 5025010X16 | 4 | BOLT, 1/4-20 X 2", GD5 |
| 0340 | 5420446AA | 1 | PLATE, COOLER MOUNT, W45 - BLK |
| 0520 | 5023263 | 1 | CLAMP, VINYL INSULATED, 1.75 |
| 0550 | 5022665 | 4 | BODY CLIP, 1/4-20 X 1/2" DEEP |
| 0560 | 1960715 | 1 | SCREW-TRUSS HD TORX DR 1/4-20X0.750 BLK |
| 0570 | 5022665 | 1 | BODY CLIP, 1/4-20 X 1/2" DEEP |
| 0580 | 5420990AA | 1 | PLATE, GUARD, COOLER W45 - BLK |

Motion Control Group - Forward Speed Control, Operator Presence, and Foot Pedal S/N:

Note: Unless noted otherwise, use the standard torque specifications

Mfg. No: 5901892



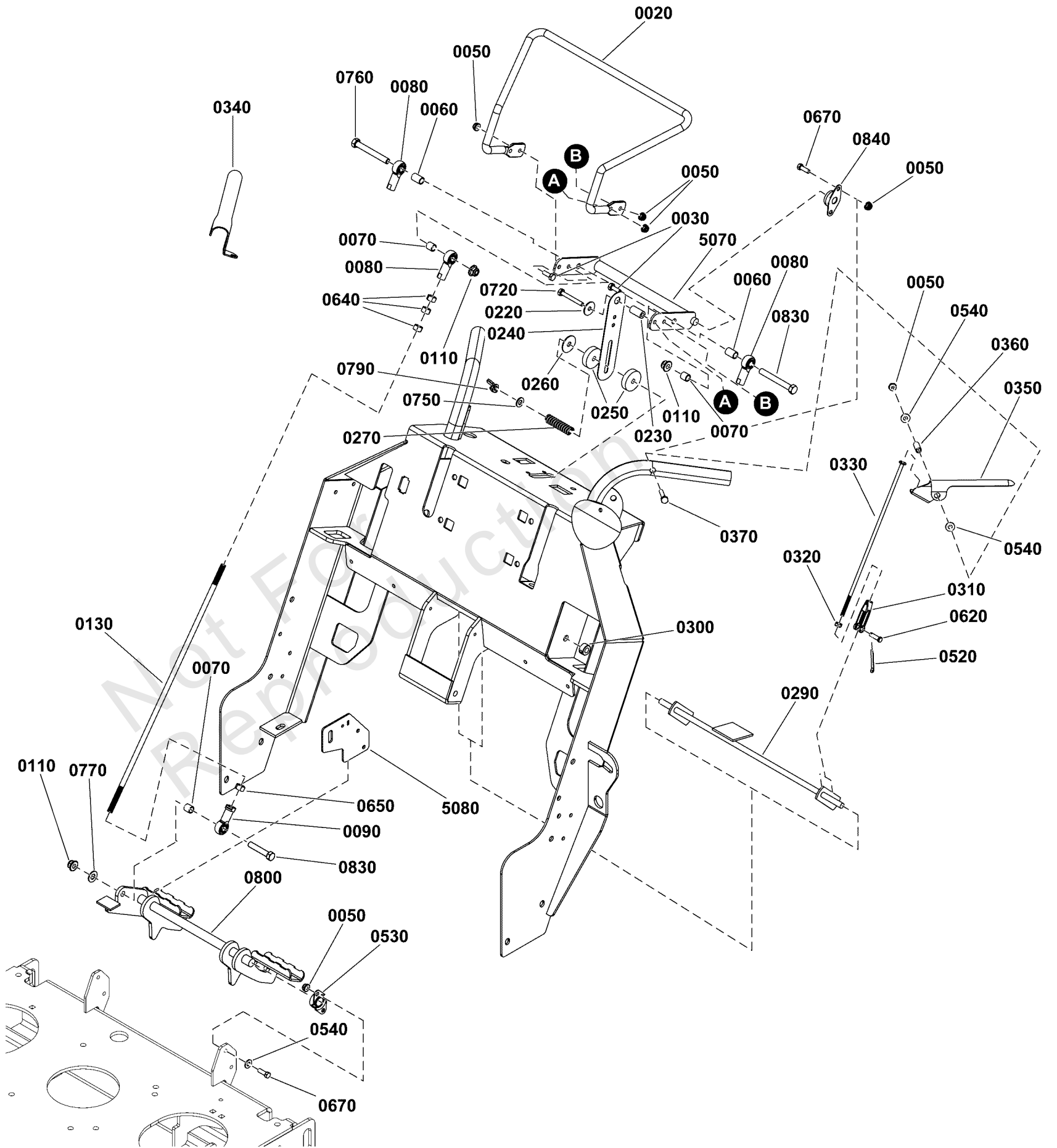
Motion Control Group - Forward Speed Control, Operator Presence, and Foot Pedal S/N:

| REF NO | PART NO | QTY | DESCRIPTION |
|--------|------------|-----|--|
| 0010 | 5412891AA | 1 | WELD, SPEED CONTROL, SW35 - BLK |
| 0020 | 5104216AA | 1 | BAR, SPEED CONTROL - BLK |
| 0030 | 5025010X6 | 9 | BOLT, 1/4"-20 X 3/4" GD5 YZ |
| 0040 | ----- | 2 | SCREW-TRUSS HD TORX DR 1/4-20X0.750 ZC/C |
| 0050 | 5025391 | 17 | NUT, 1/4-20 Hex Nylock Flange |
| 0060 | 5047199 | 3 | SPACER, .38 x .50 x .75 |
| 0070 | 5101640 | 1 | SPACER, .38 X .50 X .50, YZ |
| 0080 | 5021683 | 3 | BALL JOINT, 3/8-24 FEMALE |
| 0090 | 5022392 | 1 | BALL JOINT, 3/8-24 LH, Female |
| 0110 | 5025394 | 7 | NUT, 3/8 - 16 HEX NYLOCK FLANGE |
| 0130 | 5104164 | 1 | ROD, 3/8-24, 19.00, LH-RH CZ |
| 0220 | 5025288 | 1 | WASHER, 1/4" Fender |
| 0230 | 5101274 | 1 | SPACER, .26 X .50 X 1.00 YZ |
| 0240 | 5409272 | 1 | PLATE, FRICTION CONTROL, SS |
| 0250 | 5104176 | 2 | PAD, T-712 FRICTION MATERIAL |
| 0260 | 5025164 | 1 | WASHER, 5/16" Fender |
| 0270 | 5104221 | 1 | SPRING, COMP, .40 X .60 X 2.25, BLACK |
| 0290 | 5414516AA | 1 | WELD, OPC ROD, WALKBEHIND - BLK |
| 0300 | 5010546 | 2 | COLLAR, 3/8" Set |
| 0310 | 84007748 | 2 | CLEVIS |
| 0320 | 7090095 | 2 | HN, 1/4F GR5 YZ |
| 0330 | 5101242 | 2 | ROD, OPC LINK, SNP PRO WB |
| 0340 | 5104201AA | 1 | FLAP, OPS - BLK |
| 0350 | 5104202AA | 1 | FLAP, OPS - BLK |
| 0360 | 5101215 | 2 | SPACER, .26 X .38 X 1.250, YZ |
| 0370 | 5025010X14 | 2 | BOLT, 1/4 X 20 X 1-3/4 GD5 YZ |
| 0520 | 5025203X10 | 4 | PIN, COTTER, 1/8 X 1-1/4 |
| 0530 | 5104270 | 2 | BEARING, 5/8" FLANGED, PLASTIC BALL |
| 0540 | 5025154 | 12 | WASHER, 1/4 SAE |
| 0550 | 5104262 | 2 | PEDAL, Rubber |
| 0620 | 5025212X7 | 2 | PIN, CLEVIS, 1/4 X 7/8, PLATED |
| 0640 | 5025035 | 7 | NUT, 3/8-24 HEX (SV) |
| 0650 | 5025317 | 1 | NUT, 3/8-24 Hex, LH |
| 0660 | 5025013X14 | 1 | BOLT, 3/8-16 X 1-3/4" GD5 CZ |
| 0670 | ----- | 2 | HHCS, 1/4-20 X 0.625, GR5, ZINC/CLEAR |
| 0720 | 5025010X6 | 3 | BOLT, 1/4"-20 X 3/4" GD5 YZ |
| 0750 | 5025155 | 2 | WASHER, 5/16" SAE |
| 0760 | 5025013X24 | 1 | BOLT, 3/8-16 X 3" GD5 CZ |
| 0770 | 5025156 | 2 | WASHER, 3/8 SAE |
| 0790 | 703429 | 1 | NUT, Wing, 5/16-18 |
| 0800 | 5420287AA | 1 | WELD, FOOT PEDAL, W45 - BLK |
| 0810 | 5420222AA | 1 | PLATE, SWITCH MOUNT, W45 - BLK |

Motion Control Group - Forward Speed Control, Operator Presence, and Foot Pedal S/N:

Note: Unless noted otherwise, use the standard torque specifications

Mfg. No: 5901892



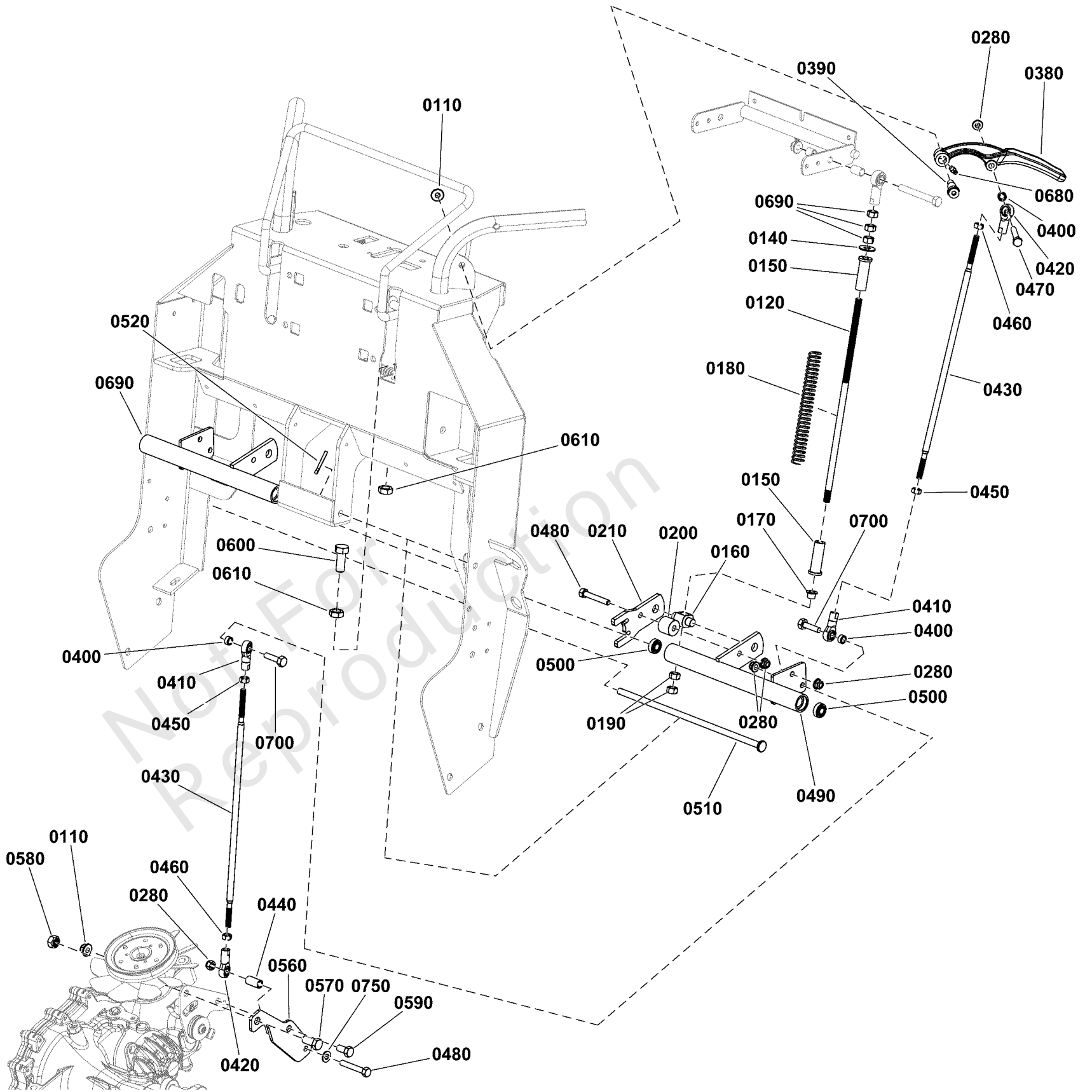
Motion Control Group - Forward Speed Control, Operator Presence, and Foot Pedal S/N:

| REF NO | PART NO | QTY | DESCRIPTION |
|--------|------------|-----|---------------------------------------|
| 0020 | 5104216AA | 1 | BAR, SPEED CONTROL - BLK |
| 0030 | 5025010X6 | 3 | BOLT, 1/4"-20 X 3/4" GD5 YZ |
| 0050 | 5025391 | 14 | NUT, 1/4-20 Hex Nylock Flange |
| 0060 | 5047199 | 3 | SPACER, .38 x .50 x .75 |
| 0070 | 5101640 | 1 | SPACER, .38 X .50 X .50, YZ |
| 0080 | 5021683 | 3 | BALL JOINT, 3/8-24 FEMALE |
| 0090 | 5022392 | 1 | BALL JOINT, 3/8-24 LH, Female |
| 0110 | 5025394 | 7 | NUT, 3/8 - 16 HEX NYLOCK FLANGE |
| 0130 | 5104164 | 1 | ROD, 3/8-24, 19.00, LH-RH CZ |
| 0220 | 5025288 | 1 | WASHER, 1/4" Fender |
| 0230 | 5101274 | 1 | SPACER, .26 X .50 X 1.00 YZ |
| 0240 | 5409272 | 1 | PLATE, FRICTION CONTROL, SS |
| 0250 | 5104176 | 2 | PAD, T-712 FRICTION MATERIAL |
| 0260 | 5025164 | 1 | WASHER, 5/16" Fender |
| 0270 | 5104221 | 1 | SPRING, COMP, .40 X .60 X 2.25, BLACK |
| 0290 | 5414516AA | 1 | WELD, OPC ROD, WALKBEHIND - BLK |
| 0300 | 5010546 | 2 | COLLAR, 3/8" Set |
| 0310 | 84007748 | 2 | CLEVIS |
| 0320 | 7090095 | 2 | HN, 1/4F GR5 YZ |
| 0330 | 5101242 | 2 | ROD, OPC LINK, SNP PRO WB |
| 0340 | 5104201AA | 1 | FLAP, OPS - BLK |
| 0350 | 5104202AA | 1 | FLAP, OPS - BLK |
| 0360 | 5101215 | 2 | SPACER, .26 X .38 X 1.250, YZ |
| 0370 | 5025010X14 | 2 | BOLT, 1/4 X 20 X 1-3/4 GD5 YZ |
| 0520 | 5025203X10 | 4 | PIN, COTTER, 1/8 X 1-1/4 |
| 0530 | 5104270 | 2 | BEARING, 5/8" FLANGED, PLASTIC BALL |
| 0540 | 5025154 | 8 | WASHER, 1/4 SAE |
| 0620 | 5025212X7 | 2 | PIN, CLEVIS, 1/4 X 7/8, PLATED |
| 0640 | 5025035 | 9 | NUT, 3/8-24 HEX (SV) |
| 0650 | 5025317 | 1 | NUT, 3/8-24 Hex, LH |
| 0670 | ----- | 8 | HHCS, 1/4-20 X 0.625, GR5, ZINC/CLEAR |
| 0750 | 5025155 | 5 | WASHER, 5/16" SAE |
| 0760 | 5025013X24 | 2 | BOLT, 3/8-16 X 3" GD5 CZ |
| 0770 | 5025156 | 2 | WASHER, 3/8 SAE |
| 0790 | 703429 | 1 | NUT, Wing, 5/16-18 |
| 0800 | 5420287AA | 1 | WELD, FOOT PEDAL, W45 - BLK |
| 0830 | 80003522 | 2 | HHCS, 3/8-16 X 2.00, GR5, ZINC/CLEAR |
| 0840 | 5101123 | 2 | BEARING, 1/2 FLANGED, PLASTIC BALL |
| 5070 | 5421102AA | 1 | WELD, SPEED CONTROL PIVOT, W45 - BLK |
| 5080 | 84008504 | 1 | PLATE, SWITCH |

Motion Control Group - Steering Levers S/N: 4001694244 and below

Note: Unless noted otherwise, use the standard torque specifications

Mfg. No: 5901892



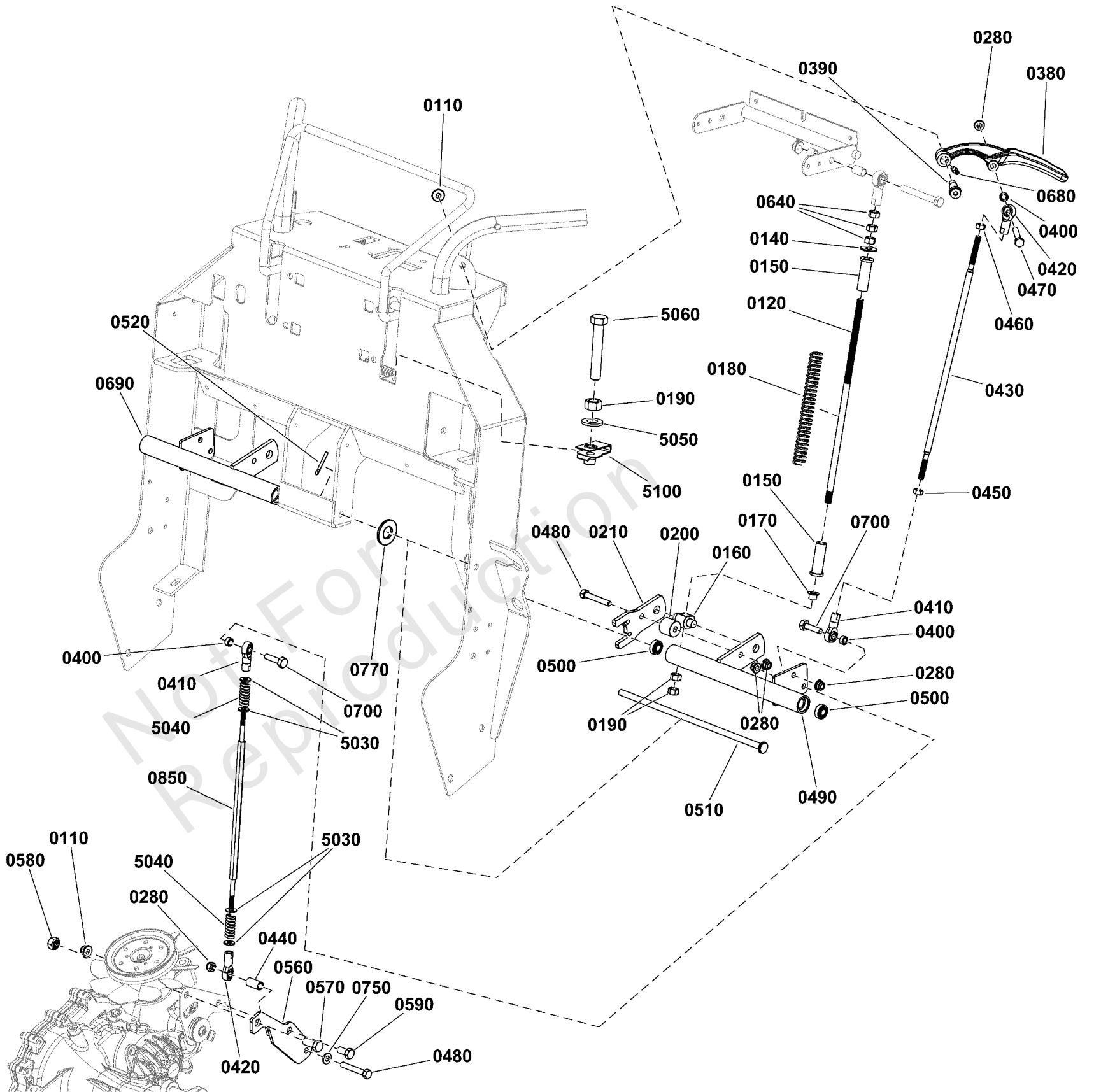
Motion Control Group - Steering Levers S/N: 4001694244 and below

| REF NO | PART NO | QTY | DESCRIPTION |
|--------|------------|-----|--|
| 0110 | 5025394 | 7 | NUT, 3/8 - 16 HEX NYLOCK FLANGE |
| 0120 | 5104229 | 2 | ROD, CONTROL SYSTEM, WALK |
| 0140 | 5025401 | 2 | WASHER, 3/8" USS |
| 0150 | 5104375 | 4 | FLANGED BUSHING, 3/8IDX.63ODX.8125FL |
| 0160 | 5103022 | 2 | TRUNION, 1/2" POSTS, STAINLESS |
| 0170 | 5102773 | 2 | BUSHING, .38ID X .47 OD X .38L, FL |
| 0180 | 5104374 | 2 | SPRING,COMP,645IDX8.00LGX.080WR,BLK E-C |
| 0190 | 5025034 | 4 | NUT, 3/8-16 HEX, YZ |
| 0200 | 5104351 | 2 | SPACER, .33 X 1.00 X .88, CZ |
| 0210 | 5414411AA | 2 | TAB, PIVOT, W35 - BLK |
| 0280 | 5025392 | 10 | NUT, 5/16-18 HEX NYLOCK FLANGE NUT |
| 0380 | 5102556AA | 2 | HANDLE, REVERSING - BLK |
| 0390 | 5109888 | 2 | BOLT, 3/8-16 X 1/2, 1.00 SHOULDER, CZ |
| 0400 | 5102463 | 6 | SPACER, .33 X .50 X .25, PM, CZ |
| 0410 | 5104494 | 4 | BALL JOINT 5/16-24 LH FEMALE BRONZE RACE |
| 0420 | 5104493 | 4 | BALL JOINT 5/16-24 RH FEMALE BRONZE RACE |
| 0430 | 5104159 | 4 | ROD, 5/16-24 X 15.48, LH-RH, CZ |
| 0440 | 84008514 | 2 | SPACER (.325 X .496 X 1.000) |
| 0450 | 5023212 | 4 | NUT, 5/16-24 HEX, LH |
| 0460 | 5025033 | 4 | NUT, Hex, 5/16-24 |
| 0470 | 5025011X18 | 4 | BOLT, 5/16-18 X 2-1/4" GD5 YZ |
| 0480 | 5025011X16 | 2 | BOLT, 5/16-18 X 2" GD5 YZ |
| 0490 | 5414184AA | 1 | WELD, W35 CONTROL PIVOT, LH - BLK |
| 0500 | 5102003 | 4 | BEARING, .375" ID X .875" OD X .341" THK |
| 0510 | 5104171 | 2 | ROD, 3/8 X 12, HEADED - CZ |
| 0520 | 5025203X10 | 4 | PIN, COTTER, 1/8 X 1-1/4 |
| 0560 | 84007883 | 2 | MOUNT |
| 0570 | 5025015X6 | 2 | BOLT, 7/16-14 X 3/4, GD 5 YZ |
| 0580 | 5025044 | 2 | NUT, 7/16-14 HEX TOP LOCK |
| 0590 | 5025013X8 | 2 | BOLT, 3/8-16 X 1" GD5 CZ |
| 0600 | 5025426 | 1 | BOLT, 1/2-20 X 2-1/2, FLT |
| 0610 | 5025089 | 2 | NUT, 1/2-20 Hex Jam |
| 0680 | 5020095 | 2 | GREASE FITTING, 1/4-28 Straight |
| 0690 | 5414183AA | 1 | WELD, W35 CONTROL PIVOT, RH - BLK |
| 0700 | 5025055X10 | 4 | BOLT, 5/16-18 X 1-1/4 GD5 TFL, CZ |
| 0750 | 5025155 | 2 | WASHER, 5/16" SAE |

Motion Control Group - Steering Levers S/N: 4001694245 and above

Note: Unless noted otherwise, use the standard torque specifications

Mfg. No: 5901892



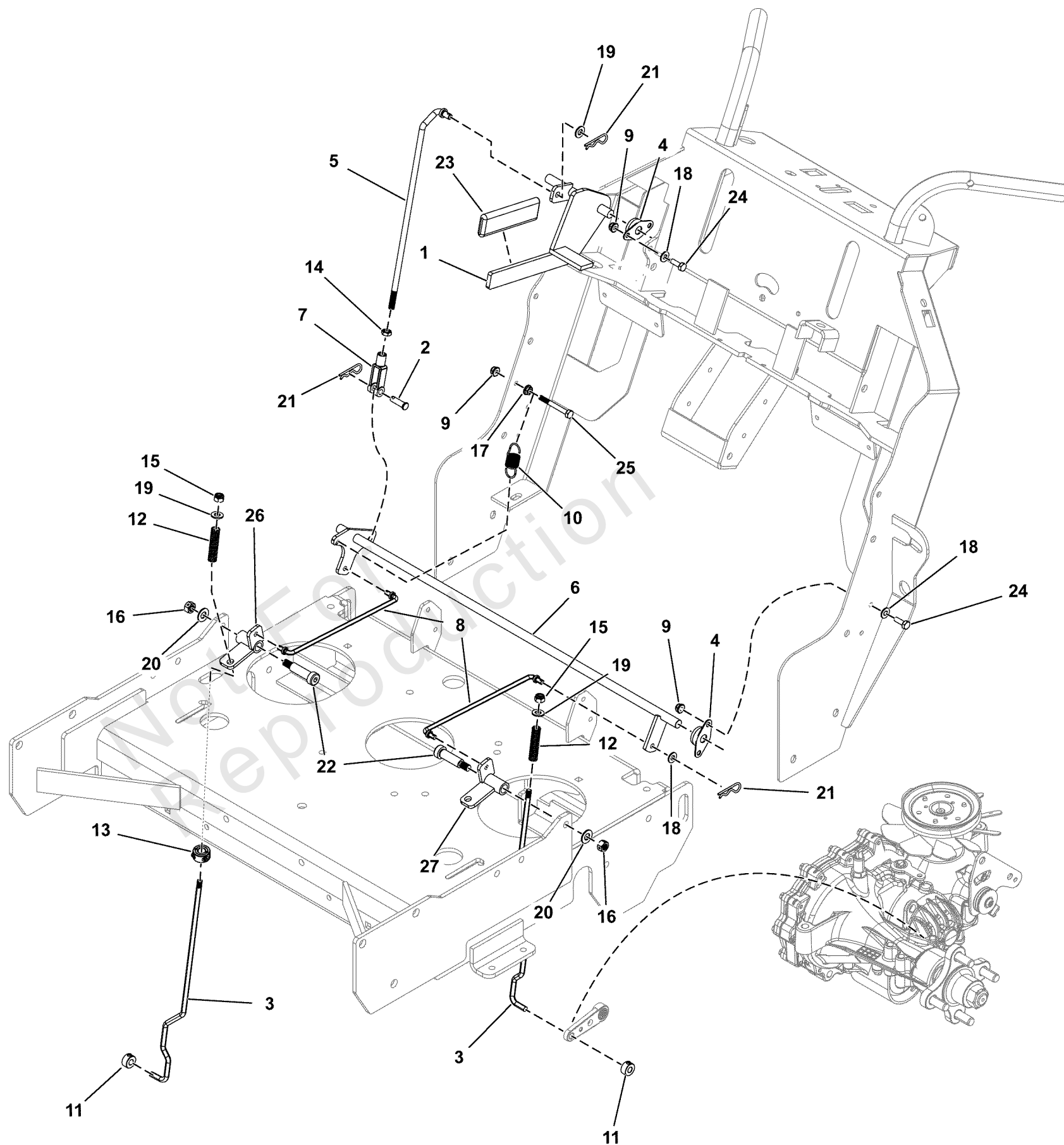
Motion Control Group - Steering Levers S/N: 4001694245 and above

| REF NO | PART NO | QTY | DESCRIPTION |
|--------|------------|-----|--|
| 0110 | 5025394 | 7 | NUT, 3/8 - 16 HEX NYLOCK FLANGE |
| 0120 | 5104229 | 2 | ROD, CONTROL SYSTEM, WALK |
| 0140 | 5025401 | 2 | WASHER, 3/8" USS |
| 0150 | 5104375 | 4 | FLANGED BUSHING, 3/8IDX.63ODX.8125FL |
| 0160 | 5103022 | 2 | TRUNION, 1/2" POSTS, STAINLESS |
| 0170 | 5102773 | 2 | BUSHING, .38ID X .47 OD X .38L, FL |
| 0180 | 5104374 | 2 | SPRING,COMP,645IDX8.00LGX.080WR,BLK E-C |
| 0190 | 5025034 | 5 | NUT, 3/8-16 HEX, YZ |
| 0200 | 5104351 | 2 | SPACER, .33 X 1.00 X .88, CZ |
| 0210 | 5414411AA | 2 | TAB, PIVOT, W35 - BLK |
| 0280 | 5025392 | 8 | NUT, 5/16-18 HEX NYLOCK FLANGE NUT |
| 0380 | 5102556AA | 2 | HANDLE, REVERSING - BLK |
| 0390 | 5109888 | 2 | BOLT, 3/8-16 X 1/2, 1.00 SHOULDER, CZ |
| 0400 | 5102463 | 6 | SPACER, .33 X .50 X .25, PM, CZ |
| 0410 | 5104494 | 4 | BALL JOINT 5/16-24 LH FEMALE BRONZE RACE |
| 0420 | 5104493 | 4 | BALL JOINT 5/16-24 RH FEMALE BRONZE RACE |
| 0430 | 5104159 | 2 | ROD, 5/16-24 X 15.48, LH-RH, CZ |
| 0440 | 84008514 | 2 | SPACER (.325 X .496 X 1.000) |
| 0450 | 5023212 | 2 | NUT, 5/16-24 HEX, LH |
| 0460 | 5025033 | 2 | NUT, Hex, 5/16-24 |
| 0470 | 5025011X18 | 4 | BOLT, 5/16-18 X 2-1/4" GD5 YZ |
| 0480 | 5025011X16 | 2 | BOLT, 5/16-18 X 2" GD5 YZ |
| 0490 | 5414184AA | 1 | WELD, W35 CONTROL PIVOT, LH - BLK |
| 0500 | 5102003 | 4 | BEARING, .375" ID X .875" OD X .341" THK |
| 0510 | 5104171 | 2 | ROD, 3/8 X 12, HEADED - CZ |
| 0520 | 5025203X10 | 4 | PIN, COTTER, 1/8 X 1-1/4 |
| 0560 | 84007883 | 2 | MOUNT |
| 0570 | 5025015X6 | 2 | BOLT, 7/16-14 X 3/4, GD 5 YZ |
| 0580 | 5025044 | 2 | NUT, 7/16-14 HEX TOP LOCK |
| 0590 | 5025013X6 | 2 | BOLT, 3/8-16 X 3/4" GD5 CZ |
| 0640 | 5025035 | 9 | NUT, 3/8-24 HEX (SV) |
| 0680 | 5020095 | 2 | GREASE FITTING, 1/4-28 Straight |
| 0690 | 5414183AA | 1 | WELD, W35 CONTROL PIVOT, RH - BLK |
| 0700 | 5025055X10 | 4 | BOLT, 5/16-18 X 1-1/4 GD5 TFL, CZ |
| 0750 | 5025155 | 5 | WASHER, 5/16" SAE |
| 0770 | 5025156 | 2 | WASHER, 3/8 SAE |
| 0850 | 5109457 | 2 | ROD, 1/2 HEX, 5/16-24 X 15.50,LH-RH, CZ |
| 5030 | 5025292 | 8 | WASHER, 5/16 GRADE 9, FLAT |
| 5040 | 5021773 | 4 | SPRING-COMP, .438ID X 1.75LG X .137WR |
| 5050 | 5025293 | 1 | WASHER, 3/8" GR. 9 FLAT |
| 5060 | 5025058X18 | 1 | BOLT, 3/8-16 X 2-1/4" GD5 TFL |
| 5100 | 5022649 | 1 | BODY CLIP, 3/8-16 X .688" DEEP |

Parking Brake Group S/N: 4001694244 and Below

Note: Unless noted otherwise, use the standard torque specifications

Mfg. No: 5901892



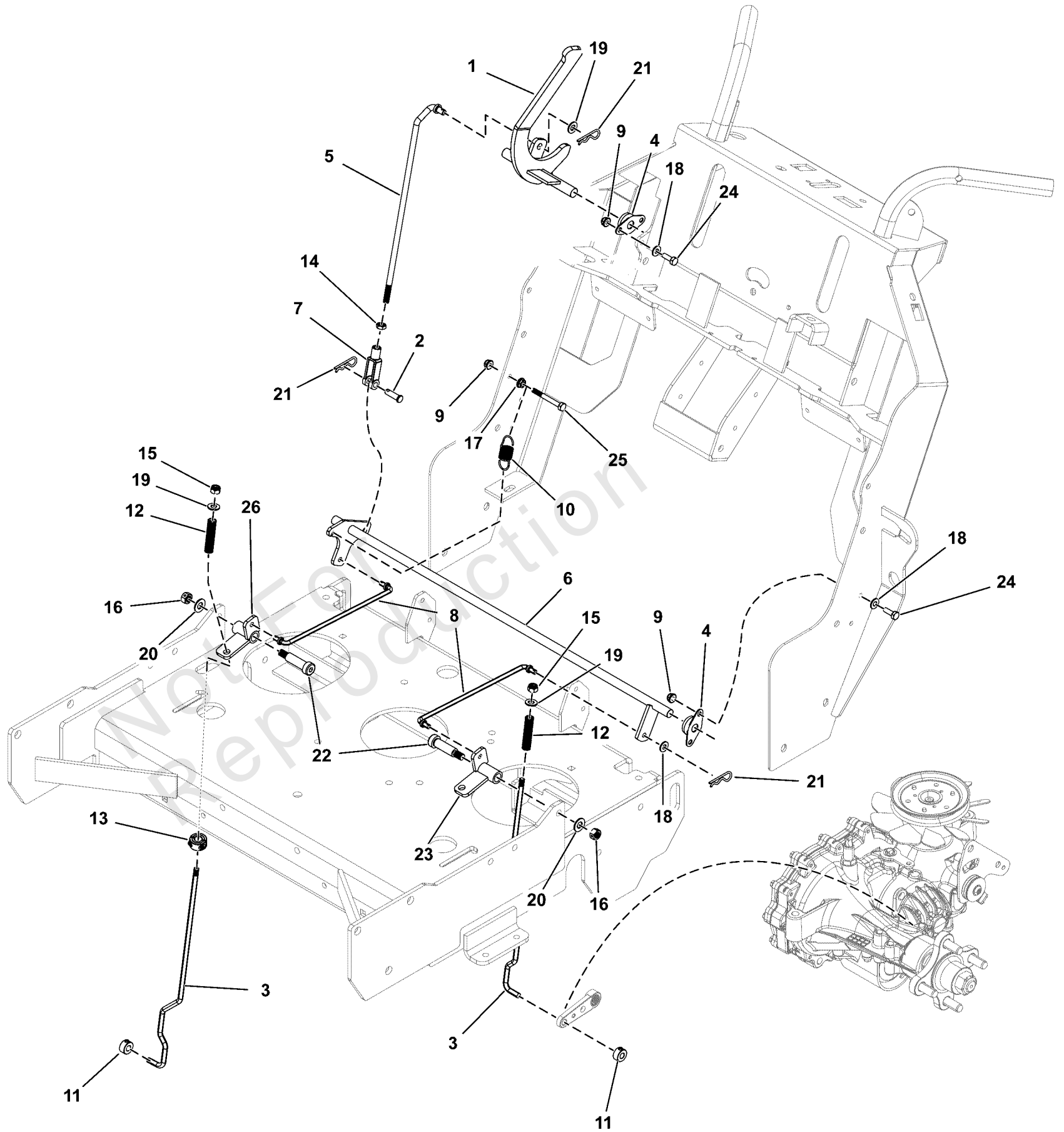
Parking Brake Group S/N: 4001694244 and Below

| REF NO | PART NO | QTY | DESCRIPTION |
|--------|------------|-----|---|
| 1 | 5420288AA | 1 | WELD, BRAKE HANDLE, W45 - BLK |
| 2 | 5025213X8 | 1 | PIN, CLEVIS, 5/16 X 1, PLATED |
| 3 | 5108660 | 2 | ROD, PARKING BRAKE, W45 |
| 4 | 5101123 | 4 | BEARING, 1/2 FLANGED, PLASTIC BALL |
| 5 | 5104641 | 1 | ROD, PARKING BRAKE, W35, UPPER |
| 6 | 5414628AA | 1 | WELD, BRAKE ROD, W35 - BLK |
| 7 | 5023323 | 1 | CLEVIS, 5/16-24, STEEL, CLEAR ZINC |
| 8 | 5104642 | 2 | ROD, PARKING BRAKE, W35, UPPER |
| 9 | 5025391 | 9 | NUT, 1/4-20 Hex Nylock Flange |
| 10 | 5010213 | 1 | SPRING-EXT, .740 ODX2.025LGX.072WR, BLK |
| 11 | 5020047 | 2 | COLLAR, 5/16" Set |
| 12 | 5020637 | 2 | SPRING-COMP, .375IDX2.75LGX.054WR, SS |
| 13 | 5104748 | 2 | COLLAR, DOUBLE SPLIT, 7MM |
| 14 | 5023216 | 1 | NUT, Hex Jam, 5/16-24 |
| 15 | 5025045 | 2 | NUT, 5/16-24 HEX NYLON LOCK |
| 16 | 5025100 | 2 | NUT, Hex, Side Lock, 3/8-16 |
| 17 | 5025126 | 1 | NUT, 1/4-20 HEX SERR. FLANGE |
| 18 | 5025154 | 10 | WASHER, 1/4 SAE |
| 19 | 5025155 | 3 | WASHER, 5/16" SAE |
| 20 | 5025156 | 2 | WASHER, 3/8 SAE |
| 21 | 5025211 | 6 | PIN, HAIR, .0585 X 1-1/8, 1/4 EYE, YZ |
| 22 | 5025220 | 2 | BOLT, 3/8-16 x 1-1/2", 1/2" SHOULDER |
| 23 | 5025510 | 1 | GRIP, FOAM, 1/4 X 1 X 4.1 |
| 24 | 5025010X6 | 8 | BOLT, 1/4"-20 X 3/4" GD5 YZ |
| 25 | 5025010X18 | 1 | BOLT, 1/4-20 X 2-1/4 GD5 CZ |
| 26 | 5414630AA | 1 | WELD, BRAKE PIVOT, W35 - RH - BLK |
| 27 | 84008396 | 1 | PIVOT |

Parking Brake Group S/N: 4001694245 and Above

Note: Unless noted otherwise, use the standard torque specifications

Mfg. No: 5901892



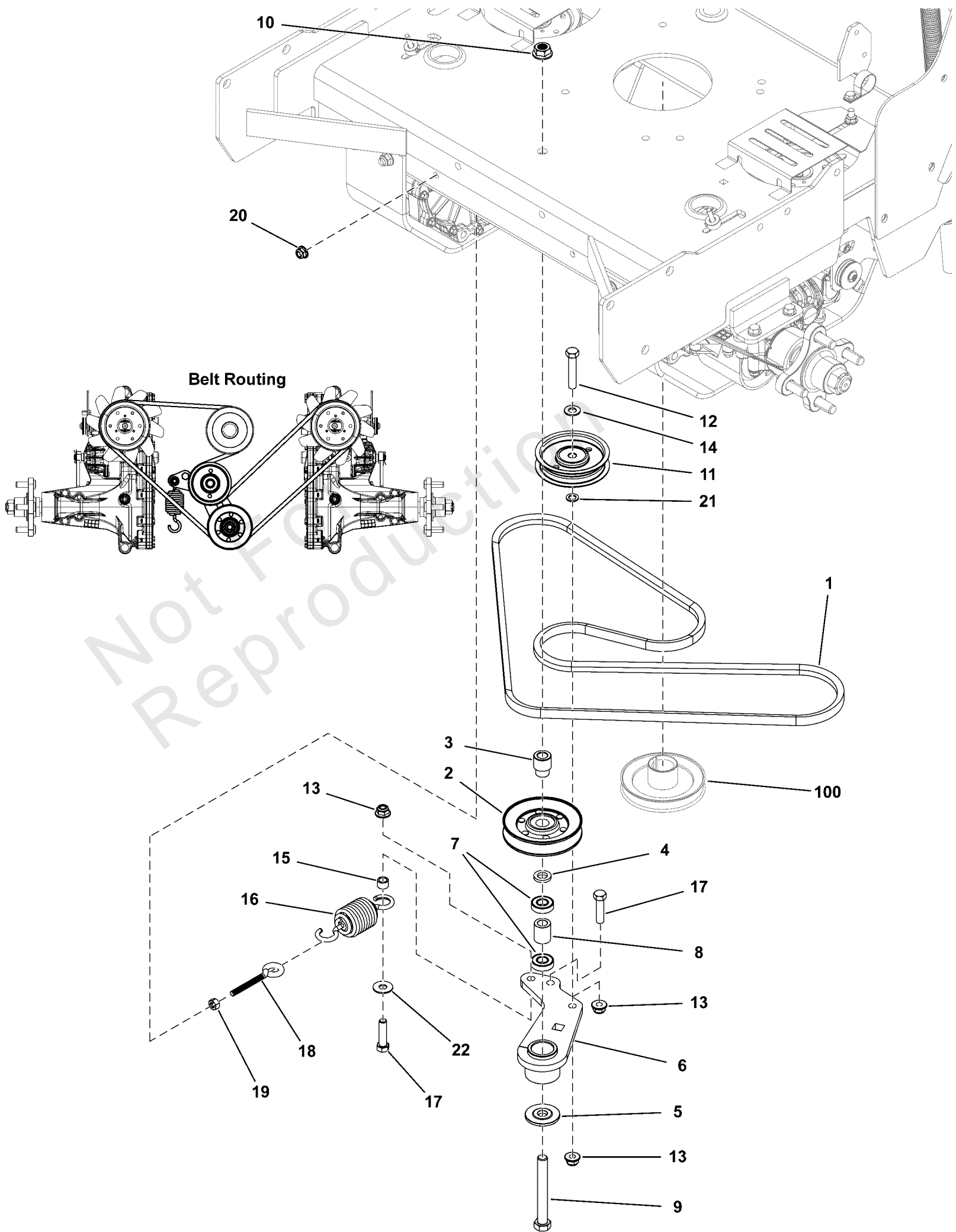
Parking Brake Group S/N: 4001694245 and Above

| REF NO | PART NO | QTY | DESCRIPTION |
|--------|------------|-----|---|
| 1 | 5421078AA | 1 | WELD, BRAKE HANDLE, W45 - BLK |
| 2 | 5025213X8 | 1 | PIN, CLEVIS, 5/16 X 1, PLATED |
| 3 | 5108660 | 2 | ROD, PARKING BRAKE, W45 |
| 4 | 5101123 | 4 | BEARING, 1/2 FLANGED, PLASTIC BALL |
| 5 | 5104641 | 1 | ROD, PARKING BRAKE, W35, UPPER |
| 6 | 5414628AA | 1 | WELD, BRAKE ROD, W35 - BLK |
| 7 | 5023323 | 1 | CLEVIS, 5/16-24, STEEL, CLEAR ZINC |
| 8 | 5104642 | 2 | ROD, PARKING BRAKE, W35, UPPER |
| 9 | 5025391 | 9 | NUT, 1/4-20 Hex Nylock Flange |
| 10 | 5010213 | 1 | SPRING-EXT, .740 ODX2.025LGX.072WR, BLK |
| 11 | 5020047 | 2 | COLLAR, 5/16" Set |
| 12 | 5020637 | 2 | SPRING-COMP, .375IDX2.75LGX.054WR, SS |
| 13 | 5104748 | 2 | COLLAR, DOUBLE SPLIT, 7MM |
| 14 | 5023216 | 1 | NUT, Hex Jam, 5/16-24 |
| 15 | 5025045 | 2 | NUT, 5/16-24 HEX NYLON LOCK |
| 16 | 5025100 | 2 | NUT, Hex, Side Lock, 3/8-16 |
| 17 | 5025126 | 1 | NUT, 1/4-20 HEX SERR. FLANGE |
| 18 | 5025154 | 10 | WASHER, 1/4 SAE |
| 19 | 5025155 | 3 | WASHER, 5/16" SAE |
| 20 | 5025156 | 2 | WASHER, 3/8 SAE |
| 21 | 5025211 | 6 | PIN, HAIR, .0585 X 1-1/8, 1/4 EYE, YZ |
| 22 | 5025220 | 2 | BOLT, 3/8-16 x 1-1/2", 1/2" SHOULDER |
| 23 | 84008396 | 1 | PIVOT |
| 24 | 5025010X6 | 8 | BOLT, 1/4"-20 X 3/4" GD5 YZ |
| 25 | 5025010X18 | 1 | BOLT, 1/4-20 X 2-1/4 GD5 CZ |
| 26 | 5414630AA | 1 | WELD, BRAKE PIVOT, W35 - RH - BLK |

Transaxle Drive Group

Note: Unless noted otherwise, use the standard torque specifications

Mfg. No: 5901892



Transaxle Drive Group

| REF NO | PART NO | QTY | DESCRIPTION |
|--------|------------|-----|--|
| 1 | 5104193 | 1 | BELT, A-SEC, COG TYPE, 76.2" EL ARAMID |
| 2 | 5021225 | 1 | PULLEY-IDLER-V, 4.00OB, .669ID, .88W,STL |
| 3 | 5104237 | 1 | INSERT, BEARING, .51ID X .90OD X 1.15L |
| 4 | 5104286 | 1 | SPACER, .52 X .88 X .14, HT |
| 5 | 5103262 | 1 | SPACER, IDLER ARM, 1/2, PM |
| 6 | 5420337AA | 1 | WELD, IDLER, HYDRO, W45 - BLK |
| 7 | 7078243 | 2 | BEARING, BALL, AXLE |
| 8 | 5104153 | 1 | SPACER, .52 X .84 X 1.00, PM |
| 9 | 5025017X32 | 1 | BOLT, 1/2-13 X 4" GD5 CZ |
| 10 | 5025396 | 1 | NUT, Hex Flange, Nylock, 1/2-13 |
| 11 | 5104191 | 1 | PULLEY, FLAT IDLER, 3-1/4" FLANGED |
| 12 | 80003522 | 1 | HHCS, 3/8-16 X 2.00, GR5, ZINC/CLEAR |
| 13 | 5025394 | 3 | NUT, 3/8 - 16 HEX NYLOCK FLANGE |
| 14 | 5025156 | 1 | WASHER, 3/8 SAE |
| 15 | 5103676 | 1 | SPACER, .39 X .55 X .38, PM, CZ |
| 16 | 5104676 | 1 | SPRING EXT, 1.50ODX4.75LGX.177WR, BLK |
| 17 | 5025013X14 | 2 | BOLT, 3/8-16 X 1-3/4" GD5 CZ |
| 18 | 5025141X26 | 1 | EYE BOLT,5/16-18 X3.5,2.13THRD,.55EYE,CZ |
| 19 | 5025032 | 1 | NUT, 5/16-18 HEX |
| 20 | 5025392 | 1 | NUT, 5/16-18 HEX NYLOCK FLANGE NUT |
| 21 | 5104937 | 1 | SPACER, .385"ID X .625" OD X .062" THK |
| 22 | 5025401 | 1 | WASHER, 3/8" USS |
| 100 | ----- | 1 | Refer to: Engine & PTO Group |

Transaxle SERVICE PARTS - 5108694 and 5108693

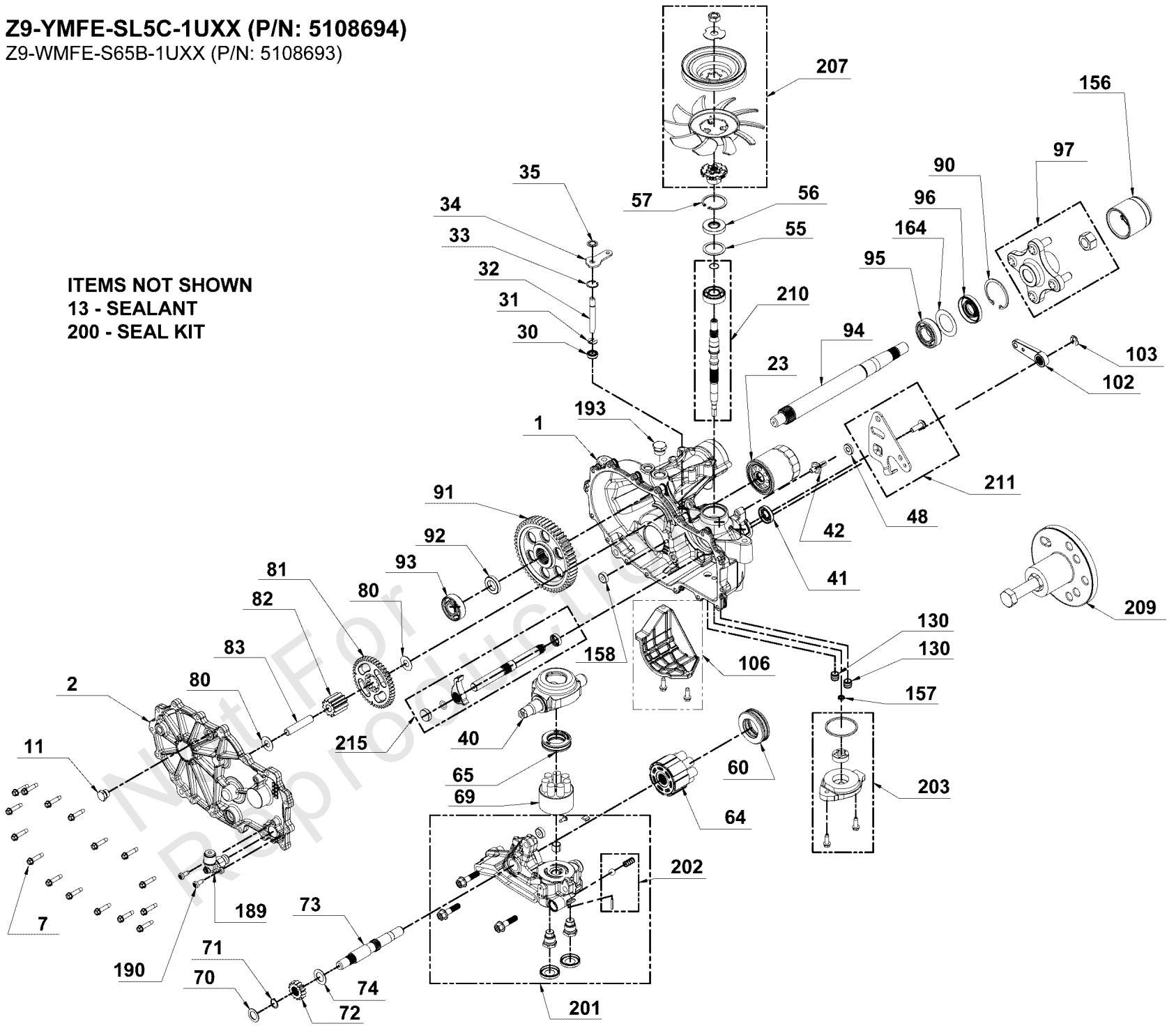
Note: Unless noted otherwise, use the standard torque specifications

Mfg. No: 5901892

Z9-YMFE-SL5C-1UXX (P/N: 5108694)

Z9-WMFE-S65B-1UXX (P/N: 5108693)

ITEMS NOT SHOWN
13 - SEALANT
200 - SEAL KIT



Transaxle SERVICE PARTS - 5108694 and 5108693

| REF NO | PART NO | QTY | DESCRIPTION |
|---------|------------|-----|---|
| 5108694 | 5108694 | 1 | TRANSAXLE, ZT3400, Z9-YMFE-SL5C-1UXX |
| 5108693 | 5108693 | 1 | TRANSAXLE, ZT3400, Z9-WMFE-SL5B-1UXX |
| 1 | ----- | 1 | KIT, MAIN HOUSING LH, CHARGE, CONTROL |
| 2 | ----- | 1 | KIT, COVER, SIDE, LH, COOLER |
| 7 | ----- | 16 | SCREW, HEX WASHER |
| 11 | ----- | 1 | PLUG EXTERNAL HEX VENT 9/16-18 |
| 13 | ----- | 1 | TUBE, SEALANT |
| 23 | ----- | 1 | FILTER, SPIN-ON 2.6 X 3.0 |
| 30 | ----- | 1 | SEAL, LIP .375 X .75 X .25 |
| 31 | ----- | 1 | BYPASS RETAINING RING 1 |
| 32 | ----- | 1 | ROD, BYPASS .375 X 2.88 |
| 33 | ----- | 1 | BYPASS RETAINING RING 2 |
| 34 | ----- | 1 | ARM, BYPASS |
| 35 | ----- | 1 | RING, RETAINING .375 EXTERNAL |
| 40 | ----- | 1 | SWASHPLATE, TRUNNION |
| 41 | ----- | 1 | SEAL, LIP 10 X 32 X 7 |
| 42 | ----- | 1 | STUD, SHORT 5/16-24 |
| 48 | ----- | 1 | SPACER |
| 55 | 1730272 | 1 | SPACER (50951) |
| 56 | 5023414 | 1 | Lip Seal 17 x 40 x 7 PTC |
| 57 | 5023415 | 1 | Spacer |
| 60 | ----- | 1 | BEARING, THRUST 35 x 62 x 18 |
| 64 | ----- | 1 | KIT, 16cc CYLINDER BLOCK ASSEMBLY STEAM TREAT |
| 65 | ----- | 1 | BEARING, THRUST PLASTIC CAGE |
| 69 | ----- | 1 | KIT, BLOCK 7 PISTON |
| 70 | ----- | 1 | WASHER, .63 X 1.00 X .05 FLAT |
| 71 | 1706130 | 1 | RING-SNAP (44145) |
| 72 | ----- | 1 | GEAR, 14T (STEEL) |
| 73 | ----- | 1 | SHAFT, MOTOR |
| 74 | ----- | 1 | WASHER, .71 X 1.16 X .04 FLAT |
| 80 | ----- | 2 | WASHER, .51 X 1.00 X .03 FLAT |
| 81 | ----- | 1 | GEAR, 45T |
| 82 | ----- | 1 | GEAR, 11T (STEEL) |
| 83 | ----- | 1 | PIN, JACKSHAFT |
| 90 | ----- | 1 | RING, RETAINING 2.25 INTERNAL |
| 91 | ----- | 1 | GEAR, 54T FORGED |
| 92 | ----- | 1 | SPACER, .750 X 1.320 X .257 |
| 93 | ----- | 1 | KIT, BEARING |
| 94 | 5104822X2 | 1 | SHAFT, AXLE, ZT-3400, 53528 |
| 95 | ----- | 1 | BEARING, BALL, AXLE INBOARD |
| 96 | 5103589X1 | 1 | KIT, SEAL, AXLE - HG# 53699 |
| 97 | 5103382 | 1 | HUB, ASM, TRANS 5101188/89 & 5102154/55 |
| 102 | 5103750 | 1 | BRAKE ARM, ZT3400 |
| 103 | 5104055 | 1 | E-CLIP, BRAKE ARM, ZT3100 & ZT3400 |
| 106 | ----- | 1 | KIT, FILTER GUARD |
| 130 | ----- | 2 | TUBE, CHARGE TRIPLE O-RING |
| 156 | 5104822X3 | 1 | CAP, AXLE, ZT-3400, 53501 |
| 157 | ----- | 1 | KIT, GEROTOR SEAL |
| 158 | ----- | 1 | MAGNET |
| 164 | ----- | 1 | WASHER, 1.355 x 2.035 x .021 FLAT |
| 189 | 5108072X10 | 1 | ASSEMBLY, AUX COOLER PORT (#55672) |

Transaxle SERVICE PARTS - 5108694 and 5108693

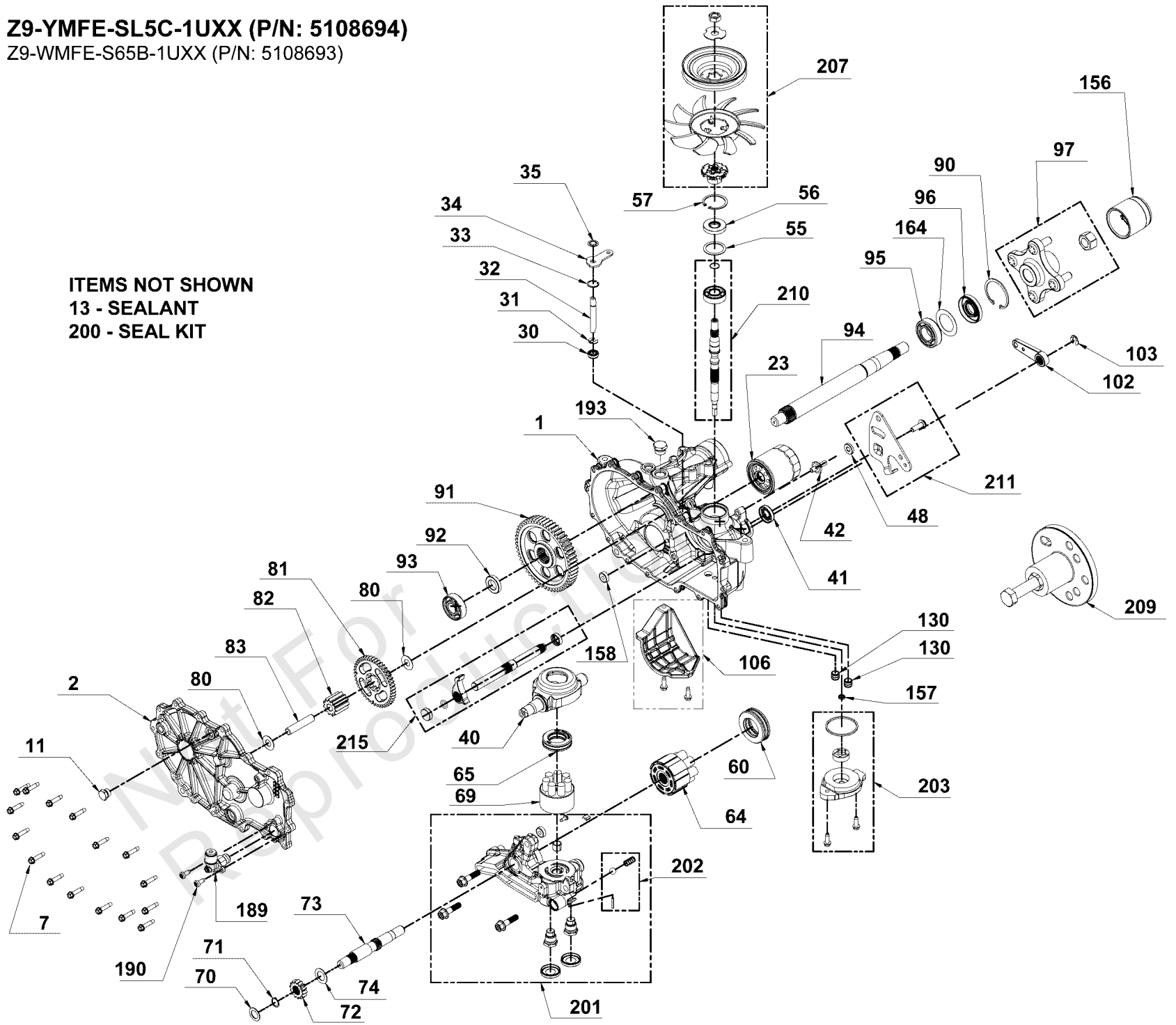
Note: Unless noted otherwise, use the standard torque specifications

Mfg. No: 5901892

Z9-YMFE-SL5C-1UXX (P/N: 5108694)

Z9-WMFE-S65B-1UXX (P/N: 5108693)

ITEMS NOT SHOWN
13 - SEALANT
200 - SEAL KIT

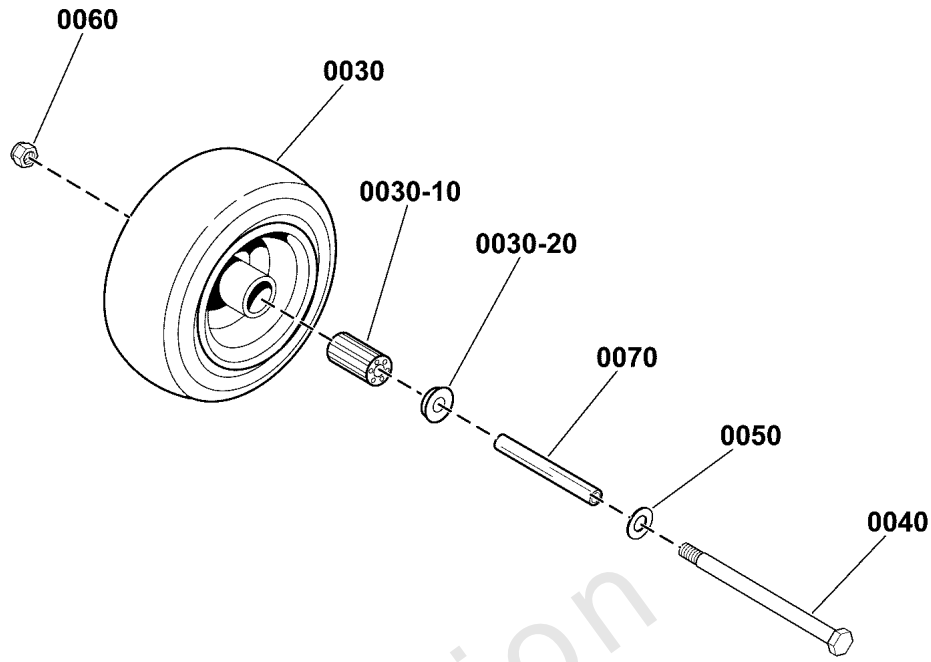


Transaxle SERVICE PARTS - 5108694 and 5108693

| REF NO | PART NO | QTY | DESCRIPTION |
|--------|------------|-----|--------------------------------------|
| 190 | ----- | 2 | SCREW, PAN HEAD, 1/4-20 X .625 |
| 193 | ----- | 1 | PLUG, 3/4-16 |
| 200 | 5103589X2 | 1 | KIT, SEAL - HG# 73239 |
| 201 | ----- | 1 | KIT, CENTER SECTION, LH CHARGE |
| 202 | ----- | 1 | KIT, CHARGE RELIEF |
| 203 | 5101026X12 | 1 | KIT, CHARGE PUMP, ZT2800, ZT3100 |
| 207 | 5104580X1 | 1 | FAN & PULLEY KIT, ZT3400'S, STAND-ON |
| 209 | ----- | 1 | KIT, HUB PULLER |
| 210 | ----- | 1 | KIT, INPUT SHAFT |
| 211 | ----- | 1 | KIT, CONTROL ARM |
| 215 | ----- | 1 | KIT, OUTBOARD, RH ROT B / LH ROT A |

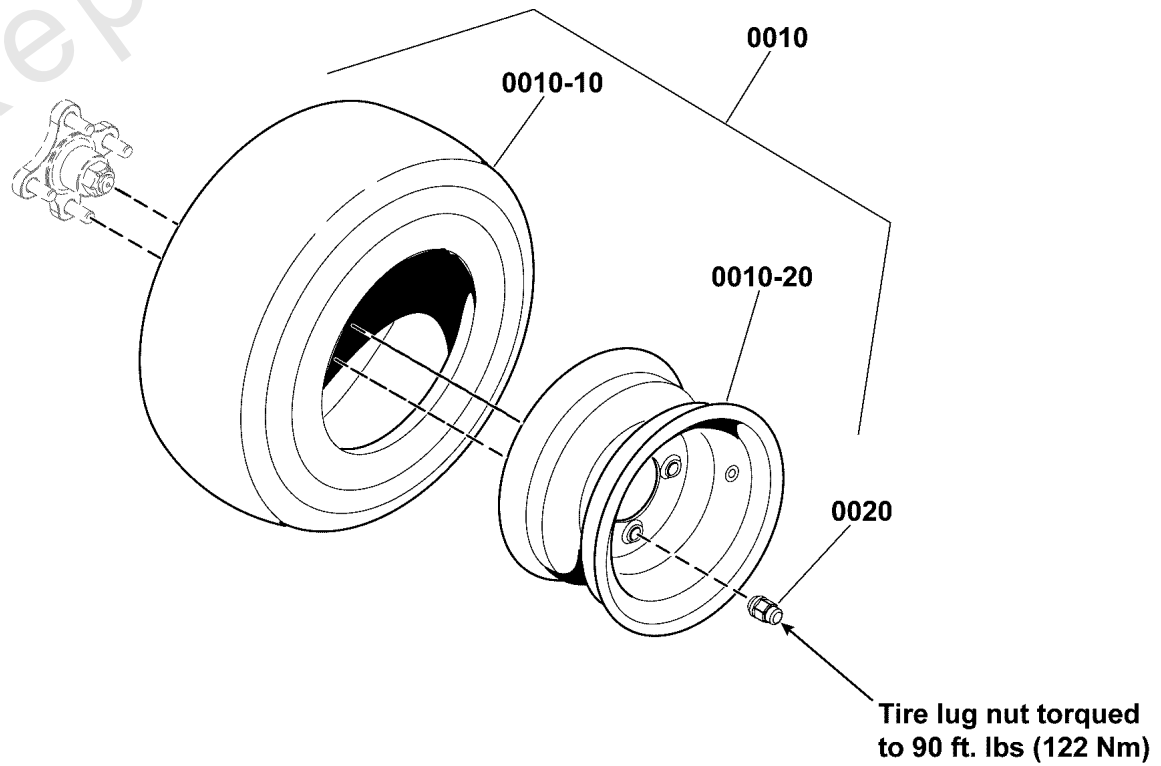
Not For Reproduction

Front Wheels & Tires



Flat Free Tire

Rear Wheels & Tires



Inflate to 15 psi (1,03 bar)

Wheel and Tire Group

| REF NO | PART NO | QTY | DESCRIPTION |
|---------|------------|-----|---|
| 0010 | 5109044 | 2 | TIRE ASM, 20 X 8-10, TURF MASTER, BLK |
| 0010-10 | 5101293X1 | 2 | TIRE, 20 X 8.00-10 NHS, 4 PR TURF MASTER -(One per tire) |
| 0010-20 | ----- | 2 | WHEEL RIM -(One per tire) |
| 0020 | ----- | 10 | LUG NUT, Black -(Originally Black Lug nut - Replacement 5020601SM is silver in color). |
| 0020 | 5020601SM | 10 | NUT, 1/2-20, FOR WHEEL BOLT SILVER -(Replacement 5020601SM is silver in color). |
| 0030 | 5109032 | 2 | TIRE ASM, 11 X 4 -5, FF / CB, BLK |
| 0030-10 | 5101418X1 | 2 | BEARING, CASTER WHEEL, 11 X 4.0 - 5 BEAD LOCK (SV) -(One per tire) |
| 0030-20 | 5021043 | 4 | RETAINER, BEARING (TWO PER TIRE)(SV) -(Two per tire) |
| 0040 | 5025017X56 | 2 | BOLT, HEX, 1/2-13 X 7, GD 8, YZ |
| 0050 | 5025158 | 2 | WASHER, 1/2 SAE |
| 0060 | 5025396 | 2 | NUT, Hex Flange, Nylock, 1/2-13 |
| 0070 | 5045996 | 2 | AXLE, Front Caster |

Not For Reproduction

Hardware Identification & Torque Specifications

| Torque Specification Chart | | | | | | | | |
|--|-----------|------|-----------|------|------------|------|------------|------|
| FOR STANDARD METRIC MACHINE HARDWARE (Tolerance ± 20%) | | | | | | | | |
| Property Class | 5.6 | | 8.8 | | 10.9 | | 12.9 | |
| | Class 5.6 | | Class 8.8 | | Class 10.9 | | Class 12.9 | |
| Size Of Hardware | in/lbs | Nm. | in/lbs | Nm. | in/lbs | Nm. | in/lbs | Nm. |
| | ft/lbs | | ft/lbs | | ft/lbs | | ft/lbs | |
| M3 | 5.88 | .56 | 13.44 | 1.28 | 19.2 | 1.80 | 22.92 | 2.15 |
| M4 | 13.44 | 1.28 | 30.72 | 2.90 | 43.44 | 4.10 | 52.56 | 4.95 |
| M5 | 26.4 | 2.50 | 60.96 | 5.75 | 5.97 | 8.10 | 7.15 | 9.7 |
| M6 | 44.64 | 4.3 | 7.3 | 9.9 | 10.3 | 14 | 12.1 | 16.5 |
| M7 | 5.2 | 7.1 | 12.1 | 16.5 | 16.9 | 23 | 19.9 | 27 |
| M8 | 7.7 | 10.5 | 17.7 | 24 | 25 | 34 | 29 | 40 |
| M10 | 15 | 21 | 35 | 48 | 50 | 67 | 59 | 81 |
| M12 | 26 | 36 | 61 | 83 | 86.2 | 117 | 103 | 140 |
| M14 | 42 | 58 | 101 | 132 | 136 | 185 | 162 | 220 |
| M16 | 64 | 88 | 147 | 200 | 210 | 285 | 250 | 340 |
| M18 | 89 | 121 | 202 | 275 | 287 | 390 | 346 | 470 |
| M20 | 126 | 171 | 290 | 390 | 405 | 550 | 486 | 660 |
| M22 | 169 | 230 | 390 | 530 | 559 | 745 | 656 | 890 |
| M24 | 217 | 295 | 497 | 375 | 708 | 960 | 840 | 1140 |
| M27 | 320 | 435 | 733 | 995 | 1032 | 1400 | 1239 | 1680 |
| M30 | 435 | 590 | 995 | 1350 | 1401 | 1900 | 1681 | 2280 |
| M33 | 590 | 800 | 1349 | 1830 | 1902 | 2580 | 2278 | 3090 |
| M36 | 759 | 1030 | 1740 | 2360 | 2441 | 3310 | 2935 | 3980 |
| M39 | 988 | 1340 | 2249 | 3050 | 3163 | 4290 | 3798 | 5150 |

| Torque Specification Chart | | | | | | |
|---|-------------|-------|-------------|-------|-------------|---------|
| FOR STANDARD MACHINE HARDWARE (Tolerance ± 20%) | | | | | | |
| Hardware Grade | No Marks | | SAE Grade 5 | | SAE Grade 8 | |
| | SAE Grade 2 | | SAE Grade 5 | | SAE Grade 8 | |
| Size Of Hardware | in/lbs | Nm. | in/lbs | Nm. | in/lbs | Nm. |
| | ft/lbs | | ft/lbs | | ft/lbs | |
| 8-32 | 19 | 2.1 | 30 | 3.4 | 41 | 4.6 |
| 8-36 | 20 | 2.3 | 31 | 3.5 | 43 | 4.9 |
| 10-24 | 27 | 3.1 | 43 | 4.9 | 60 | 6.8 |
| 10-32 | 31 | 3.5 | 49 | 5.5 | 68 | 7.7 |
| 1/4-20 | 66 | 7.6 | 8 | 10.9 | 12 | 16.3 |
| 1/4-28 | 76 | 8.6 | 10 | 13.6 | 14 | 19.0 |
| 5/16-18 | 11 | 15.0 | 17 | 23.1 | 25 | 34.0 |
| 5/16-24 | 12 | 16.3 | 19 | 25.8 | 29 | 34.0 |
| 3/8-16 | 20 | 27.2 | 30 | 40.8 | 45 | 61.2 |
| 3/8-24 | 23 | 31.3 | 35 | 47.6 | 50 | 68.0 |
| 7/16-14 | 30 | 40.8 | 50 | 68.0 | 70 | 95.2 |
| 7/16-20 | 35 | 47.6 | 55 | 74.8 | 80 | 108.8 |
| 1/2-13 | 50 | 68.0 | 75 | 102.0 | 110 | 149.6 |
| 1/2-20 | 55 | 74.8 | 90 | 122.4 | 120 | 163.2 |
| 9/16-12 | 65 | 88.4 | 110 | 149.6 | 150 | 204.0 |
| 9/16-18 | 75 | 102.0 | 120 | 163.2 | 170 | 231.2 |
| 5/8-11 | 90 | 122.4 | 150 | 204.0 | 220 | 299.2 |
| 5/8-18 | 100 | 136 | 180 | 244.8 | 240 | 326.4 |
| 3/4-10 | 160 | 217.6 | 260 | 353.6 | 386 | 525.0 |
| 3/4-16 | 180 | 244.8 | 300 | 408.0 | 420 | 571.2 |
| 7/8-9 | 140 | 190.4 | 400 | 544.0 | 600 | 816.0 |
| 7/8-14 | 155 | 210.8 | 440 | 598.4 | 660 | 897.6 |
| 1-8 | 220 | 299.2 | 580 | 788.8 | 900 | 1,244.0 |
| 1-12 | 240 | 326.4 | 640 | 870.4 | 1,000 | 1,360.0 |

The guides and ruler furnished below are designed to help you select the appropriate hardware.



Nut, M8

Thread Diameter (mm)

Inside Diameter (in) Threads per inch

Nut, 1/2-16



Screw, M8- 1.25 x 25

Thread Diameter (mm) Distance between threads (mm) Body Length (mm)

Body Diameter Threads per inch Body Length (in)

Screw, 1/2- 16 x 2



Standard Hardware Sizing

When a washer or nut is identified as 1/2" (M8), this is the *Nominal size*, meaning the *inside diameter* is 1/2 inch (8mm metric thread diameter); if a second number is present it represents the *threads per inch* (distance between threads).

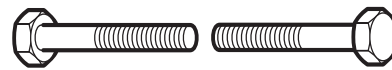
When bolt or capscrew is identified as 1/2 - 16 x 2" (M8 - 1.25 x 50), this means the *Nominal size*, or body diameter is 1/2 inch (8mm metric thread diameter), the second number, 16, represents the *threads per inch*, (*distance between threads*). The final number is the body length of the bolt or screw, 2 inches (50mm).

NOTES

- These torque values are to be used for all hardware excluding: locknuts, self-tapping screws, thread forming screws, sheet metal screws and socket head setscrews.
- Recommended seating torque values for locknuts:
 - for prevailing torque locknuts - use 65% of grade 5 torques.
 - for flange whizlock nuts and screws - use 135% of grade 5 torques.
- Unless otherwise noted on assembly drawings, all torque values must meet this specification.

Common Hardware Types

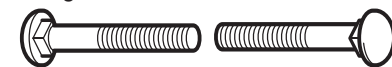
Hex Head Capscrew



Washer



Carriage Bolt



Hex Nut

Wrench & Fastener Size Guide

| | | | | |
|----------------------------------|----------------------------------|----------------------------------|--|---------------------------------|
| | | | | |
| 1/4" Bolt or Nut Wrench—7/16" | 5/16" Bolt or Nut Wrench—1/2" | 3/8" Bolt or Nut Wrench—9/16" | 7/16" Bolt or Nut Wrench (Bolt)—5/8" Wrench (Nut)—11/16" | 1/2" Bolt or Nut Wrench—3/4" |
| M6 Bolt or Nut Wrench—10mm | M8 Bolt or Nut Wrench—13mm | M10 Bolt or Nut Wrench—17mm | M12 Bolt or Nut Wrench—19mm | M14 Bolt or Nut Wrench—22mm |

