



ROVER PARTS MANUAL


Congratulations on the purchase of your Ground Logic, Inc. machine. This product has been carefully designed and manufactured to be a dependable piece of equipment that will provide years of trouble-free operation.

For future reference, place the serial number of the machine and date of purchase below:

Serial Number: _____
Date of Purchase: _____



**GROUND LOGIC, INC.
ROV-12000-1 AND ROV-22000-1**

HOPPER GROUP




Item	Part No.	Description	Qty
1	G0100	Hopper (G0164 for Rover XR 220# hopper)	1
2	G0104	Complete gate assembly (G0172 for Rover XR 220# hopper)	1
3	F0340	Spinner shaft	1
4	G0106	Agitator wire	1
5	G0102	Spinner	1
6	G0107	Spinner clip	1
7	A0132	Accuway cable bolt/nut assembly	1
8	G0108	Cable holder plate	1
9	A0135	Holder plate bolt	1
10	B0110	Spinner shaft coupling assembly	1
11	G0109	Shower cap (not shown)	1
12	A0104	Screw, 1/4-20 x 1/2	6
13	A0105	Screw, 1/4-20 x 3/4	4
14	F0165	Hopper gate cable bolt	1
15	A0134	Nut, narrow nylock 1/4-20	1
16	A0110	Washer, 1/4	4
17	A0108	Nut, nylock 1/4-20	4
18	A0160	Screw, 1/4-20 x 1 panhead phillips	4
19	A0161	Washer, 1/4 lock	4

POWER TRANSMISSION GROUP



Item2 2	Part No.	Description	Qty
1	C0300	Honda engine, GX160	1
2	C0119	Exhaust deflector assembly	1
3	C0110	Engine pulley	1
4	B0111	Key, 3/16-1/4 stepped key	1
5	C0305	Main drive v-belt, AX52	1
6	C0104	Peerless transmission	1
7	C0130	Transmission pulley	1
8	B0112	Key, 3/16 x 1	1
9	F0133	Shift lever	1
10	A0111	Screw, 1/4-28 x 1/2, fine thread	1
11	A0114	Screw, 5/16-18 x 1 3/4	4
12	A0117	Nut, nylock 5/16-18	8
13	A0116	Screw, 5/16-18 x 3	4
14	A0153	Screw, 5/16-18 x 2 1/4	2
15	F0157	Transmission spacer	2
16	A0119	Washer, 5/16	8
17	B0132	Key, 1/4 x 2	2



Item	Part No.	Description	Qty
1	F0339	Rover Jackshaft	1
2	B0112	Key, 3/16 x 1	2
3	C0304	Jackshaft pulley	1
4	A0104	Screw, 1/4-20 x 1/2	1
5	C0115	Pillow block	1
6	C0112	Gearbox	1
7	A0104	Screw, 1/4-20 x 1/2	4
8	A0162	Screw, 3/8-16 x 1/2	2

HANDLEBAR GROUP



7

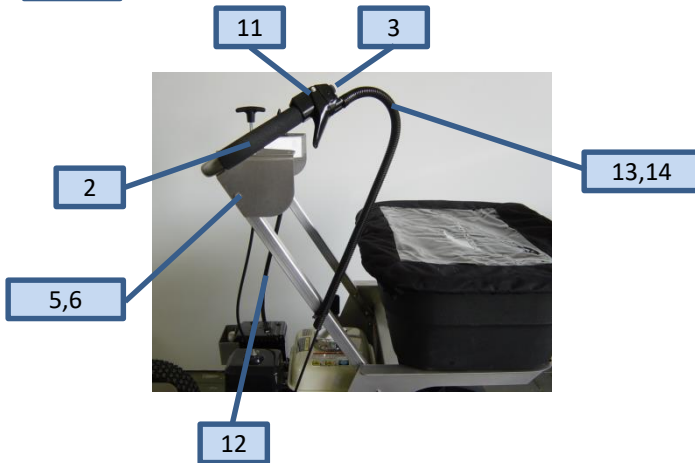
8,9



4

10

1



11

3

2

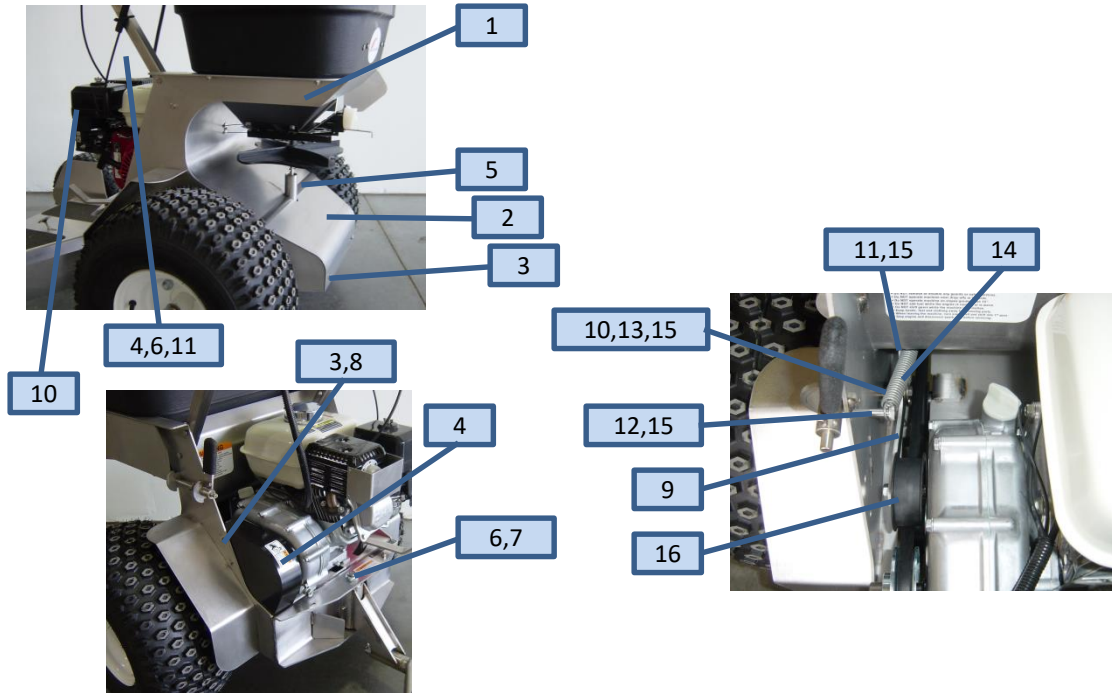
13,14

5,6

12


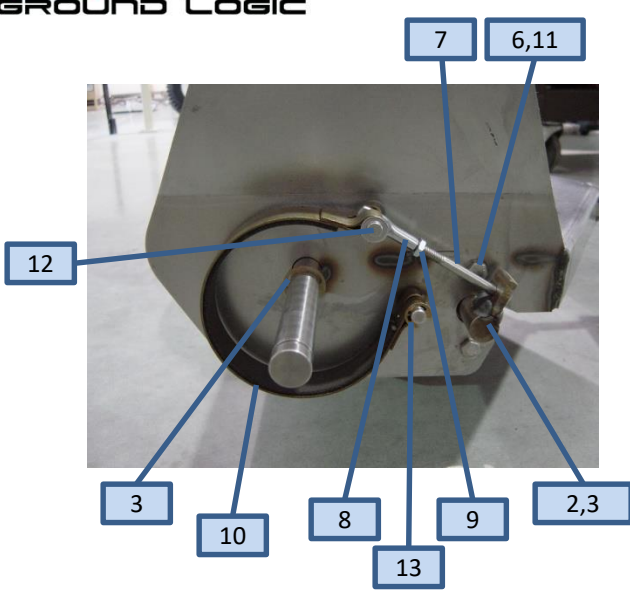
Item	Part No.	Description	Qty
1	S0303	Handlebar frame assembly	1
2	B0120	Grip	2
3	B0121	Tubing cap, 1" round	2
4	F0315	Console	1
5	A0106	Screw, 1/4-20 x 1 1/2	8
6	A0108	Nut, nylock 1/4-20	8
7	B0108	Cable assembly, hopper gate	1
8	A0102	Screw, #10-24 x 1/2 socket head cap	2
9	A0103	Nut, nylock #10-24	2
10	B0107	Cable assembly, turn to lock spread control	1
11	B0107	Throttle cable assembly	1
12	B0122	Split loom, 3/8 x 28	1
13	F0348	Cable support rod	1
14	B0155	Split loom, 1/2 x 24	1

MAIN FRAME GROUP




Item	Part No.	Description	Qty
1	S0305	Main frame assembly	1
2	F0344	Front cowl	1
3	A0104	Screw, 1/4-20 x 1/2	4
4	S0112	Engine pulley cover	1
5	B0124	Front cowl trim	2
6	A0154	Screw, 3/4-10 x 6	1
7	A0155	Nut, nylock 3/4-10 thin	1
8	A0109	Clip nut, 1/4-20	2
9	S0304	Idler arm assembly	1
10	B0105	Idler arm bushing	2
11	A0128	Screw, 3/8 x 1/4 shoulder, 5/16-18 thd	1
12	A0129	Screw, 3/8 x 3/4 shoulder, 5/16-18 thd	1
13	A0163	Screw, 3/8 x 1 shoulder, 5/16-18 thd	1
14	B0125	Idler spring	2
15	A0117	Nut, nylock 5/16-18	5
16	C0306	Large idler pulley	1

OPERATOR PLATFORM GROUP




Item	Part No.	Description	Qty
1	S0113	Operator platform assembly	1
2	F0107	Brake shaft assembly	1
3	B0117	Retaining ring, 3/4 shaft	4
4	F0111	Brake pedal	1
5	A0118	Nut, std hex 5/16-18	1
6	A0117	Nut, nylock 5/16-18	5
7	A0107	Screw, 1/4-20 x 2 1/2	2
8	A0139	Nut, 1/4-20 eye	2
9	A0142	Nut, thin jam 1/4-20	2
10	C0122	Brake band	2
11	A0113	Screw, 5/16-18 x 3/4	4
12	B0126	Clevis assembly, 1/4 x 1 1/4 with retaining rings	2
13	B0127	Retaining ring, 3/8 shaft	2
14	B0106	Anti-slip pads, 3 pieces	1
15	S0104	Platform tie plate assembly	1
16	B0102	Bushing, 7/8 id x 1 1/8 od x 1 1/2 flange x 1 long	2
17	B0148	Bearing, tapered roller cone for 5/8 shaft	2
18	B0149	Bearing seal	2
19	F0119	Spacer	2
20	B0129	Zerk	1
21	A0140	Nut, slotted castle 3/4-16	1
22	A0141	Cotter pin, 5/32 x 1 1/2	1

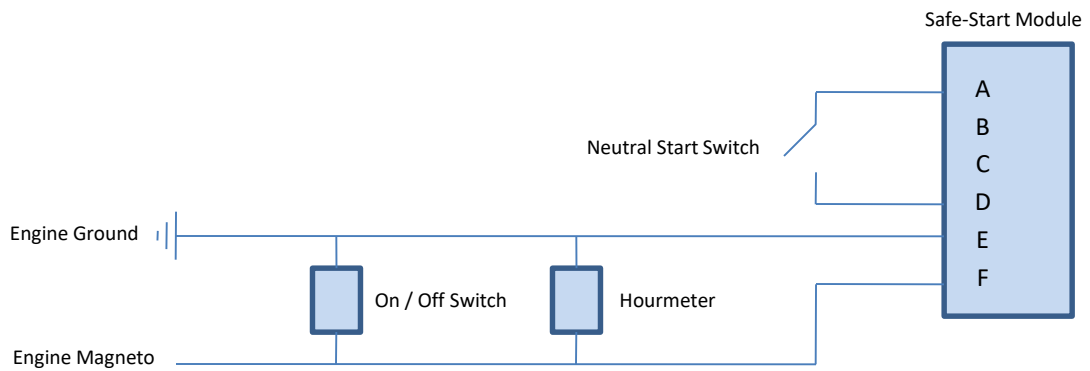



Item	Part No.	Description	Qty
1	C0106	Complete front wheel assembly (w/o hub)	2
2	C0105	Front hub	2
3	F0164	Front hub spacer (not shown)	2
4	A0143	Lug nut, 1/2-13, zinc	8
5	B0130	Retaining ring, 1" shaft	2
6	C0126	Tire, 13x650-6	2
7	C0123	Tube, for 13x650-6 tire	2
8	C0101	Brake hub	2
9	C0100	Band brake drum	2
10	A0140	Screw, 5/16-18 x 5/8, zinc	12
11	A0144	Lug nut, 5/16-18, zinc	8
12	A0146	Nut, std hex 5/16-18, zinc	20
13	A0145	Washer, 5/16 lock, zinc	20
14	B0117	Retaining ring, 3/4" shaft	2
15	B0133	Shim, 1 x 1.5 x .075	2
16	B0134	Shim, .75 x 1.5 x .075	2
17	C0102	Complete rear wheel assembly (w/o brake hub & drum)	2
18	B0132	Key, 1/4 square x 3 long	2

DIVERTER ASSEMBLY GROUP



Item	Part No.	Description	Qty
1	S0307	Diverter assembly	1
2	B0146	Shaft collar	1
3	B0145	Compression spring	1
4	F0333	Diverter handle	1
5	B0136	Diverter handle grip	1




Item	Part No.	Description	Qty
1	E0102	Hour meter	1
2	E0101	Ignition on/off switch	1
3	E0100	Safe-start module	1
4	E0103	Neutral start switch	1
5	E0112	Wiring harness	1
6	A0104	Screw, 1/4-20 x 1/2	1
7	A0108	Nut, nylock 1/4-20	1
8	A0110	Washer, 1/4	1



Item	Part No.	Description	Qty
1	H0100	Gear selector label	1
2	H0101	Left console label	1
3	H0102	Right console label	1
4	H0103	Elliptical logo label	1
5	H0104	Avoid serious injury label	1
6	H0105	Exposed moving parts label	1
7	H0106	Do not operate label	1
8	H0107	Avoid flooding cylinder label	1
9	H0108	Avoid transmission damage label	1
10	H0109	Muffler and shields label	1

SALT SPREADER BAFFLE (OPTIONAL)



Item	Part No.	Description	Qty
1	SSB-120-2	Salt Spreader Baffle Assembly (120# hoppers)	1
	SSB-220-2	Salt Spreader Baffle Assembly (220# hoppers)	1
2	G0199	Ice melt shield	1
3	G0200	Ice melt agitator	1
4	G0201	Ice melt shield wing nuts	2
5	F0448	Shield bracket, left hand side (120# hopper)	1
	F0445	Shield bracket, left hand side (220# hopper)	1
6	F0449	Shield bracket, right hand side (120# hopper)	1
	F0446	Shield bracket, right hand side (220# hopper)	1